

## Manuals+

[Q & A](#) | [Deep Search](#) | [Upload](#)

[manuals.plus](#) /

› [Yaheetech](#) /

› [Yaheetech Twin Metal Platform Bed Frame Instruction Manual](#)

Yaheetech YT-00111804-001

# Yaheetech Twin Metal Platform Bed Frame Instruction Manual

Brand: Yaheetech | Model: YT-00111804-001

## INTRODUCTION

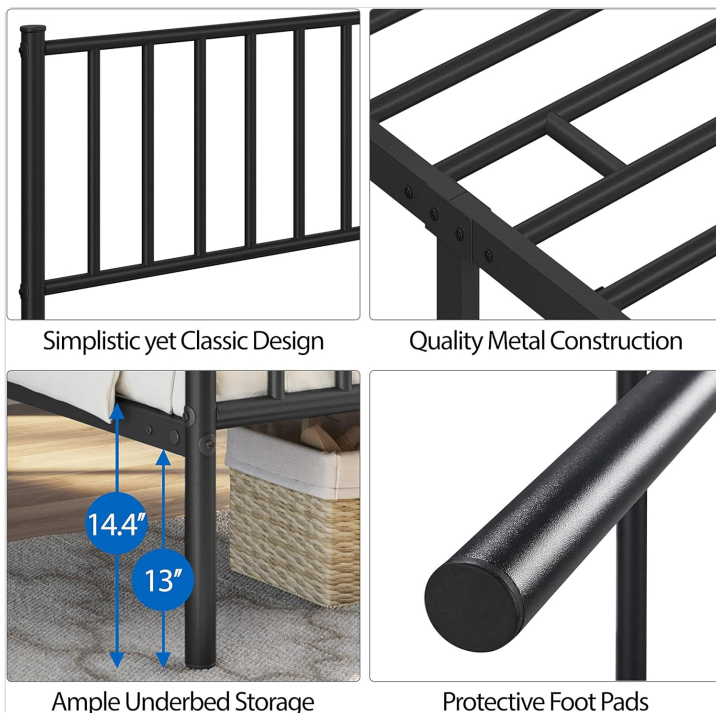
This instruction manual provides detailed guidance for the assembly, operation, maintenance, and troubleshooting of your new Yaheetech Twin Metal Platform Bed Frame. Designed for durability and ease of use, this bed frame offers firm support and ample under-bed storage without the need for a box spring. Please read all instructions carefully before beginning assembly and retain this manual for future reference.

## SAFETY INFORMATION

Exceeding the maximum weight capacity of 450 lb may result in serious injury. Properly assemble the bed frame to ensure stability and prevent collapse. Keep the under-bed storage area clear of heavy or hazardous items to avoid injury.

## FEATURES

- **Minimalist Aesthetic:** Unadorned silhouette, open-frame headboard, and sleek metallic finish suitable for various decor styles.
- **Heavy-Duty Metal Construction:** Crafted from powder-coated metal slats, side rails, and 6 sturdy legs with rubber feet, supporting up to 450lb.
- **Considerate Details:** Water- and scratch-resistant powder-coated surface, with bottom rubber caps to prevent friction noise and protect floors.
- **Ample Underbed Storage:** 13 inches of clearance space for storing various items.
- **Hassle-Free Assembly:** All necessary parts, tools, and easy-to-follow instructions included for quick setup.
- **No Box Spring Required:** 12-slat support system eliminates the need for an additional box spring. Slats are spaced 5.1-5.5 inches apart.



Detailed view of the bed frame's simplistic design, ample underbed storage, and protective foot pads.



Illustration highlighting the six strong metal legs providing sturdy support for the bed frame.

## SETUP & ASSEMBLY

Your Yaheetech bed frame is designed for hassle-free assembly. All necessary parts and tools are included in one flat-packed box. For detailed step-by-step instructions, please refer to the official Installation Manual PDF: [Installation Manual \(PDF\)](#).

## Visual Assembly Guide

Your browser does not support the video tag.

Official assembly video demonstrating the step-by-step process for setting up the Yaheetech Twin Metal Platform Bed Frame.



Detail showing how components are fastened with L-shaped plates for a stable structure.



Visual guide for correctly aligning and fixing the iron pipes into the notches during assembly.

## OPERATING INSTRUCTIONS

The Yaheetech Twin Metal Platform Bed Frame is designed for direct mattress placement, eliminating the need for a box spring. Simply place your mattress directly onto the integrated slat support system. The built-in slats are designed to prevent the mattress from sliding, ensuring a secure and comfortable sleeping surface.



The integrated slat system ensures your mattress stays in place.

## MAINTENANCE

To maintain the appearance and longevity of your bed frame, wipe it clean with a dry cloth as needed. Avoid using harsh chemicals or abrasive cleaners, which may damage the powder-coated finish.

## TROUBLESHOOTING

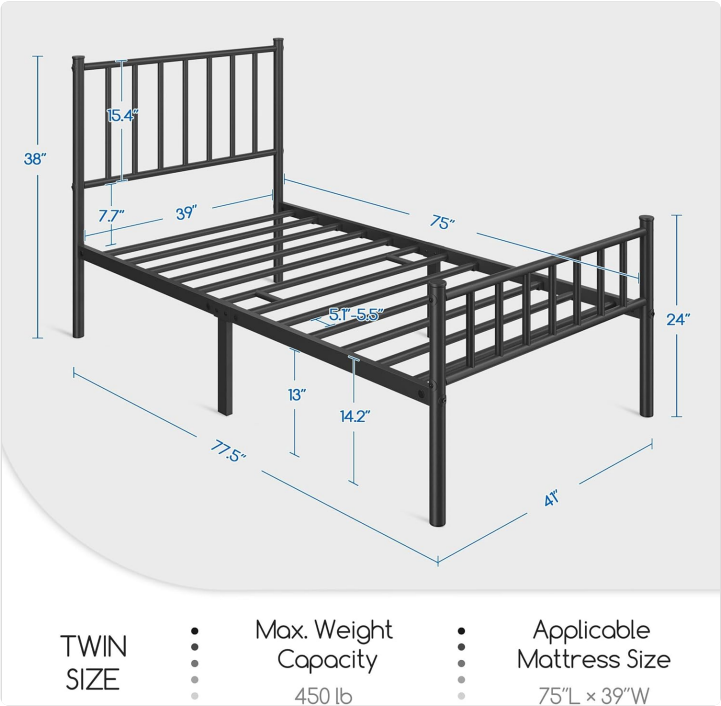
### Squeaking Noises

While designed to be squeak-resistant, occasional noises may occur. Check all bolts and connections to ensure they are securely tightened. Over time, connections may loosen, leading to squeaking. Re-tightening all fasteners can often resolve this issue.

### Instability or Wobbling

If the bed frame feels unstable, verify that all components are correctly assembled according to the instruction manual. Ensure all legs are making firm contact with the floor and that the frame is on a level surface. Re-check all screws and bolts for tightness.

SPECIFICATIONS



Key dimensions and weight capacity for the Twin size bed frame.





Attribute	Detail
Size	Twin
Product Dimensions	77.5"L x 41"W x 38"H
Special Feature	No Box Spring Needed, Under Bed Storage, Sturdy, Squeak Resistant
Color	Black
Finish Type	Powder Coated
Included Components	Headboard, Slat, Footboard, Instruction Manual
Compatible With Mattress Size	75" L x 39" W
Brand	Yaheetech
Furniture Finish	Black, Matte
Product Care Instructions	Wipe clean with dry cloth
Assembly Required	Yes
Ground To Item Distance	13 Inches
Manufacturer	Yaheetech
Form Factor	Platform Bed
Item Weight	31.7 pounds



Attribute	Detail
Country of Origin	China
Item model number	YT-00111804-001
ASIN	B09M68TRTN
Date First Available	November 24, 2021

### Warranty & Support

For any product inquiries, technical support, or warranty information, please visit the official Yaheetech Brand Store: [Yaheetech Brand Store](#). Additional protection plans may be available for purchase separately.

### Related Documents - YT-00111804-001

	<p><a href="#">Yaheetech 611805(TWIN) Bed Frame Assembly Instructions</a></p> <p>Comprehensive assembly instructions for the Yaheetech 611805(TWIN) bed frame. This guide provides step-by-step instructions, parts lists, and important safety information for assembling your new bed.</p>
	<p><a href="#">Yaheetech 611340 Bed Frame Assembly Instructions</a></p> <p>Comprehensive guide to assembling the Yaheetech 611340 bed frame. This manual provides step-by-step instructions, parts list, and safety information for easy installation of your metal bed with a wooden headboard.</p>
	<p><a href="#">Yaheetech 613629(Full) Bed Frame Assembly Instructions</a></p> <p>Detailed assembly instructions for the Yaheetech 613629(Full) bed frame, including parts list and step-by-step guidance.</p>
	<p><a href="#">Yaheetech Metal Twin Bed Frame (Model #591898) Assembly Instructions</a></p> <p>This document provides assembly instructions for the Yaheetech Metal Twin Bed Frame, Model #591898. It includes a parts list, step-by-step assembly diagrams with textual descriptions, and important safety warnings.</p>

<p>Installation &amp; Assembly</p>  <p>1. Please read this manual before assembly and follow the instructions carefully. 2. Please ensure the floor is clean and dry before assembly. 3. Please ensure the floor is flat and level before assembly. 4. Please ensure the floor is strong enough to support the weight of the bed frame.</p>	<p><a href="#">Yaheetech Metal Platform Bed Frame Installation and Assembly Guide</a></p> <p>Detailed installation and assembly instructions for the Yaheetech Metal Platform Bed Frame. Includes parts list, step-by-step guidance, safety warnings, and contact information.</p>
 <p>1. Please read this manual before assembly and follow the instructions carefully. 2. Please ensure the floor is clean and dry before assembly. 3. Please ensure the floor is flat and level before assembly. 4. Please ensure the floor is strong enough to support the weight of the bed frame.</p>	<p><a href="#">Yaheetech Metal Queen Bed Frame Assembly Instructions (Model # 611085)</a></p> <p>Detailed assembly instructions for the Yaheetech Metal Queen Bed Frame (Model # 611085), including parts list, safety warnings, and step-by-step guidance for a smooth setup.</p>