

## WUIO Smart Key Box K3

# WUIO Tuya Smart Key Box K3 Instruction Manual

Model: Smart Key Box K3

Brand: WUIO

### INTRODUCTION

---

Thank you for choosing the WUIO Tuya Smart Key Box K3. This smart key box offers multiple secure access methods, including Tuya app control, fingerprint recognition, custom passcodes, and IC card access. Designed for convenience and security, it is ideal for managing access to homes, offices, apartments, or for storing spare keys for realtors, Airbnb hosts, and pet sitters. This manual will guide you through the setup, operation, and maintenance of your new smart key box.



Image: The WUIO Tuya Smart Key Box K3, showcasing its design and the digital keypad, with a smartphone displaying the Tuya app for remote control.

## PRODUCT FEATURES

---

- **Multiple Unlocking Methods:** Access your key box using the Tuya app, fingerprint, custom passcode, or IC card.
- **Remote Access Management:** Generate one-time, timed, or permanent passcodes and Bluetooth keys remotely via the Tuya app, even without Wi-Fi connectivity at the key box location.
- **App Control & Monitoring:** Unlock the box, share access, and view access records directly from the Tuya app.
- **Emergency Power:** Equipped with a USB emergency interface for charging the box if the batteries run out.
- **Spacious Storage:** Internal dimensions of 165 x 72 x 50mm, suitable for multiple keys, large car keys,

access cards, and small valuables.

- **Enhanced Security:** Features a 4-digit adjustable metal wheel lock combination, offering 10,000 possible codes, which can be reset at any time.
- **Durable Construction:** Made from zinc alloy and sturdy steel, providing protection against hammering, sawing, and prying, making it suitable for outdoor use.
- **Versatile Applications:** Ideal for home use, car spare keys, emergency entry, home healthcare access, vacation homes, pet sitters, and rental properties.

## SETUP

---

### Pairing with the Mobile App

To begin using your WUIO Smart Key Box K3, you must first pair it with the Tuya mobile application. Follow these steps:

1. Download the Tuya Smart app from your device's app store.
2. Open the app and create an account or log in.
3. Ensure Bluetooth is enabled on your smartphone.
4. On the app's home screen, tap the '+' icon to add a new device.
5. Select 'Key Box' from the list of device types.
6. Follow the on-screen prompts to confirm prerequisites, such as being within 5 meters of the key box.
7. Activate the key box by touching the keypad. The numbers on the panel should light up.
8. The app will detect your key box. Select it to initiate the pairing process.
9. Once successfully paired, the app will display a confirmation message.

Your browser does not support the video tag.

Video: This video demonstrates the step-by-step procedure for pairing the WUIO Smart Key Box K3 with the mobile application, showing how to activate the key box and connect it to your smartphone.

## OPERATING INSTRUCTIONS

---

### Unlocking Methods

The WUIO Smart Key Box K3 offers several convenient ways to unlock:

#### 1. Tuya App Unlock

Open the Tuya Smart app on your smartphone. Ensure Bluetooth is active and you are within range of the key box. Tap the unlock button within the app to open the key box.




Image: A user unlocking the key box using the Tuya app on their smartphone.

## 2. Fingerprint Unlock

Place your registered finger on the fingerprint sensor located on the key box keypad. The box will unlock if the fingerprint is recognized.

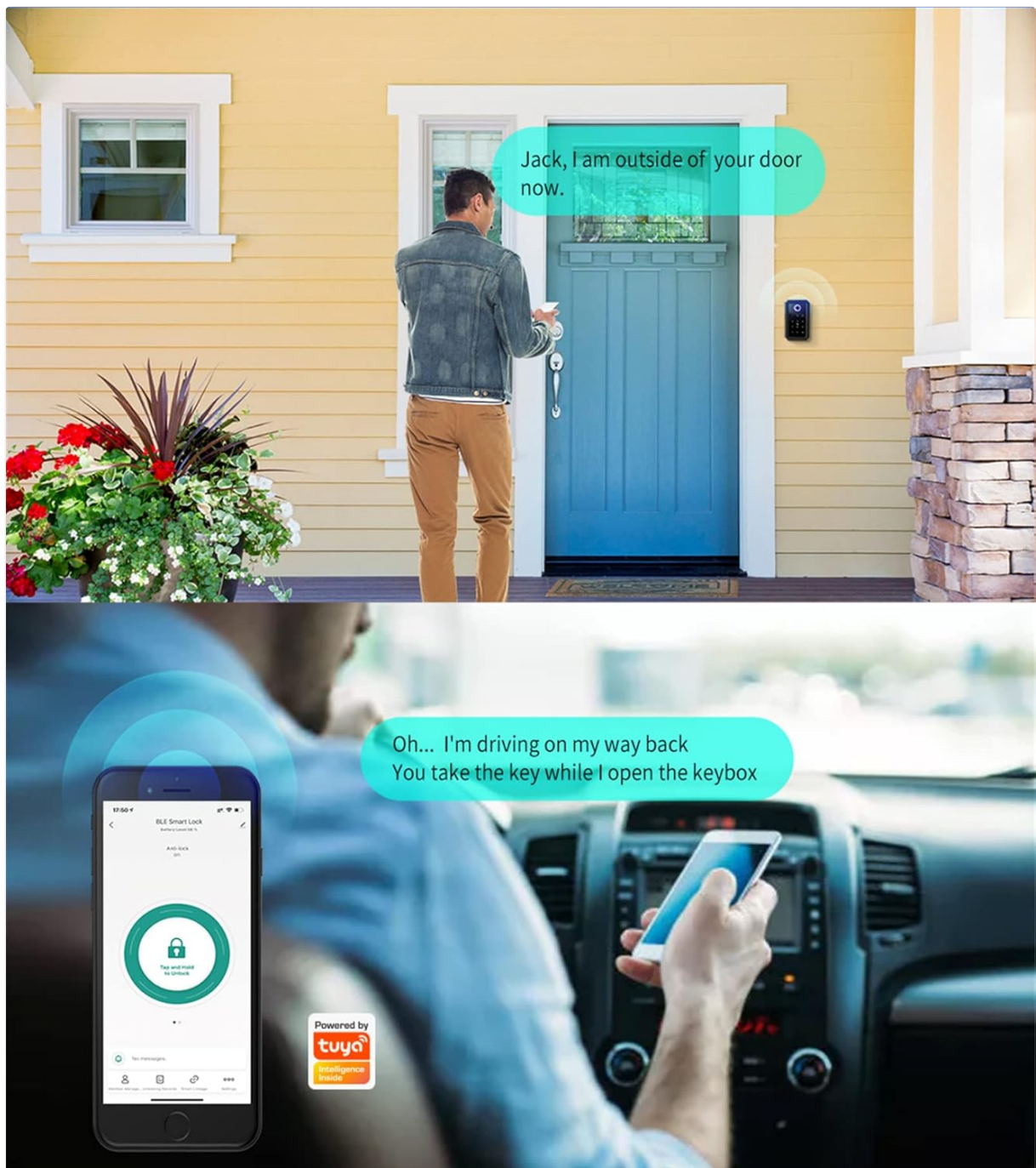


Image: A close-up view of the fingerprint unlock feature in action.

### 3. Passcode Unlock

Enter your pre-set passcode on the key box's digital keypad. Press the '#' key after entering the code to confirm and unlock the box.

# 4 Ways to unlock

quick access with fingerprint  
low false reconization rate  
concern for elderly and kids



Image: A user entering a passcode on the key box keypad.

## 4. IC Card Unlock

Tap a registered IC card against the designated card reader area on the key box. The box will unlock upon successful card recognition.






Image: A user unlocking the key box using an IC card.

## Remote Access Management

The Tuya app allows you to manage access for others remotely:

1. **Generating Digital Codes:** From the app, navigate to the password management section. You can generate random one-time, timed, or permanent passcodes. Simply name the password and select its validity type. These codes can be shared with family, friends, caregivers, or real estate agents.
2. **Customizing Digital Codes:** If you wish to customize a digital code, you must be near the key box and connected via Bluetooth. Enter your desired code and add it through the app.
3. **Sharing Bluetooth Keys:** You can also generate and share Bluetooth keys remotely. These keys can be sent via email, phone number, or text message. The recipient will need to download the PopuLife app (or similar, depending on the specific app integration) and log in to receive and use the Bluetooth key. You can set the validity period and user type for these keys.

Your browser does not support the video tag.

Video: This video illustrates how to generate and share digital codes and Bluetooth keys remotely using the mobile app, including options for one-time, timed, and permanent access.

## MAINTENANCE

---

## Battery Replacement

The key box is powered by 4 AAA alkaline batteries. Under normal usage, the batteries are expected to last approximately 12 months (or 10,000 open times). The app will notify you when the battery level is low.

## Emergency Power

In case the batteries completely drain, you can use a USB cable to connect to the emergency power interface on the key box to temporarily power it and gain access.

## TROUBLESHOOTING

- **Key box not responding:** Check if the batteries are depleted. Use the USB emergency power interface to provide temporary power.
- **Fingerprint not recognized:** Ensure your finger is clean and dry. Re-register your fingerprint if issues persist.
- **App connection issues:** Ensure Bluetooth is enabled on your phone and you are within close proximity to the key box. Restart the app or your phone if necessary.
- **Passcode not working:** Double-check the entered passcode. Ensure the key box is active (keypad lights up).
- **IC card not recognized:** Ensure the IC card is correctly registered and placed firmly against the reader.

For further assistance, please refer to the in-app help section or contact customer support.

## SPECIFICATIONS

Product Model	Smart Key Box K3
Material	Zinc Alloy
Color	Black
Unlock Methods	Tuya App, Fingerprint, Passcode, IC Card
Fingerprint Type	Semiconductor Embedded Fingerprint
Button Type	Capacitive Touch Button
Communication Mode	Tuya App (Bluetooth for direct connection, Wi-Fi via gateway)
Power Source	4 x AAA Alkaline Batteries
Battery Life	Approx. 12 months (10,000 open times)
USB Backup Power	Yes
Operating Temperature	-25°C to 55°C
Operating Humidity	10% - 95%
Dimensions (L*W*H)	165 x 72 x 50 mm
Product Weight	900 g
Installation Type	Wall Mount / Shackle

## WARRANTY AND SUPPORT



---

Specific warranty information for the WUIO Tuya Smart Key Box K3 is not provided in the product details. Please refer to the retailer's warranty policy or contact WUIO customer service for details regarding warranty coverage and technical support.