

Spark S6982

Instruction Manual for Spark Model S6982

1:43 Scale Model of Cooper T86B Lucien Bianchi 1968 N.7 3rd Monaco GP

INTRODUCTION

This document provides essential information for the proper handling, display, and care of your Spark Model S6982, a highly detailed 1:43 scale replica of the Cooper T86B driven by Lucien Bianchi at the 1968 Monaco Grand Prix. This model is designed for collectors and enthusiasts, offering an accurate representation of the original vehicle.

Important Note: This is a collector's scale model, not a toy. It contains small parts and is not suitable for children under 14 years of age.

SAFETY INFORMATION AND WARNINGS

Please read the following safety information carefully before handling the model.

(ES) Modelo a escala coleccionable. No es un juguete, no es apto para niños menores de 14 años.

El modelo es fiel al original; la reproducción de marcas tiene una función únicamente descriptiva (art.6 Directiva 89/104/CE)

(I) Modello da collezione, scala Non è un giocattolo, non è adatto ai bambini di età minore di 14 anni.

Il modello è fedele all'originale; la riproduzione dei marchi ha solo funzione descrittiva (art. 6 Direttiva 89/104/CE)

(GB) Collector's model, scale Not a toy, unsuitable for children under 14 years.

The model is a faithful reproduction of the original vehicle; the use of trade marks is for descriptive purposes only (EEC Directive 89/104/CE art.6)

(F) Modèle de collection, échelle Modèles réduits, construits à l'échelle en détail pour collectionneurs adultes, ne convient pas aux enfants de moins de 14 ans.

Modèle ornemental à l'échelle pour collectionneurs. la reproduction des marques est uniquement destinée à une fonction descriptive (directive européenne 89/104/CE art. 6)

(D) Sammlermodell, masstab Kein Spielzeug, ungeeignet für Kinder unter 14 Jahren.

Dieses Modell entspricht dem Original; die Abbildung von Marken dient ausschließlich der Beschreibung (gemäß Art. 6 Richtlinie 89/104/CE)



Image: Warning label indicating choking hazards due to small parts and advising against use by children under 14 years old. Also shows symbols for CE conformity, recycling (PAP), and proper disposal of electronic waste.

- **Choking Hazard:** This model contains small parts which can pose a choking hazard. Keep out of reach of young children.
- **Age Restriction:** Not suitable for children under 14 years. This product is intended for adult collectors.
- **Fragile Components:** The model features delicate components. Handle with care to avoid breakage.
- **Display Safely:** Place the model on a stable surface where it cannot easily fall or be knocked over.

SETUP AND DISPLAY

Your Spark Model S6982 comes pre-assembled and ready for display. Follow these steps for optimal presentation:

1. **Unboxing:** Carefully remove the model from its packaging. Retain the original packaging for future storage or transport.
2. **Base Attachment:** The model is typically secured to a display base. Ensure it is firmly attached before placing it on display. Do not attempt to remove the model from its base unless specifically designed for detachment.
3. **Placement:** Choose a clean, dry, and stable surface away from direct sunlight, extreme temperatures, and high humidity. Direct sunlight can cause paint fading over time.
4. **Dust Protection:** Consider displaying the model inside a display case to protect it from dust and accidental damage.



Image: The Spark Model S6982, a 1:43 scale replica of the Cooper T86B Formula 1 car, displayed on its base. The model features intricate details, including the driver figure, engine components, and sponsor decals.

OPERATING (HANDLING)

As a static display model, there are no operational functions in the traditional sense. However, proper handling is crucial to maintain its condition:

- **Handle with Care:** Always pick up the model by its base or main body. Avoid touching delicate parts like mirrors, wings, or antennas.
- **Avoid Dropping:** Even a short fall can cause significant damage to the model.
- **No Force:** Do not attempt to force movable parts (if any) beyond their intended range of motion. This model is primarily

static.

MAINTENANCE AND CARE

Regular maintenance will help preserve the appearance and integrity of your scale model:

- **Dusting:** Gently dust the model regularly using a soft, dry brush (like a soft artist's brush) or a microfiber cloth. For intricate areas, use compressed air (from a safe distance to avoid damaging decals).
- **Cleaning:** If necessary, lightly dampen a soft cloth with plain water (distilled water is preferred) and gently wipe surfaces. Avoid using harsh chemicals, abrasive cleaners, or solvents, as these can damage the paint and decals.
- **Avoid Fingerprints:** Oils from your skin can accumulate on the model's surface. Handle the model with clean hands or wear cotton gloves if possible.
- **Storage:** If storing the model, return it to its original packaging or a secure, padded container to prevent damage.

TROUBLESHOOTING

While scale models are generally robust when handled correctly, minor issues can occur:

- **Loose Parts:** If a small part becomes loose, it can often be reattached using a tiny amount of model-specific clear adhesive. Apply sparingly with a toothpick.
- **Dust Accumulation:** If dusting is insufficient, refer to the "Cleaning" section under Maintenance.
- **Paint Damage:** Significant paint chips or scratches are difficult to repair without specialized tools and paints. For serious damage, consider contacting a professional model restorer.
- **Missing Parts:** If the model arrived with missing parts, contact the retailer or manufacturer immediately upon receipt.

SPECIFICATIONS

Feature	Detail
Model Name	Cooper T86B Lucien Bianchi 1968 N.7 3rd Monaco GP
Manufacturer	Spark Model
Scale	1:43
ASIN	B09LRH9RSM
Item Weight	10.6 ounces
Recommended Age	0 months and up (Note: Manufacturer's age recommendation may differ from collector's age suitability. This model is for collectors aged 14+ due to small parts.)






WARRANTY AND SUPPORT

As a collector's item, this Spark Model S6982 typically does not come with a traditional functional product warranty. However, if you received a damaged or defective item, please contact your point of purchase (retailer) immediately upon receipt to discuss return or exchange options.

For general inquiries about Spark Models, you may visit the official Spark Model website or contact their customer service if available. Please refer to the packaging for specific contact details or visit the brand's official online presence.

Manufacturer: Spark Model

Related Documents - S6982

 <p>Spark LINK User Manual</p>	<p>Spark LINK User Manual: Guitar Wireless System Guide</p> <p>Comprehensive user manual for the Spark LINK wireless guitar system. Learn about product specifications, setup, operation, charging, and troubleshooting.</p>
 <p>Spark New Zealand Code of Ethics</p>	<p>Spark New Zealand Code of Ethics</p> <p>The Spark New Zealand Code of Ethics outlines the company's commitment to integrity, ethical conduct, and responsible business practices for all employees, contractors, and directors.</p>
 <p>LET'S GET YOUR SMART MODEM CONNECTED</p> <p>Quick start guide Spark Smart Modem - VRV9517UWAC34</p>	<p>Spark Smart Modem VRV9517UWAC34 Quick Start Guide</p> <p>A quick start guide for the Spark Smart Modem VRV9517UWAC34, covering setup for Fibre and ADSL/VDSL connections, connecting devices, personalization, and troubleshooting common issues.</p>
 <p>Cloud Phone User Portal</p>	<p>Spark Cloud Phone User Portal User Guide</p> <p>This user guide provides comprehensive instructions for Spark's Cloud Phone User Portal, covering features such as voicemail management, call settings configuration, contact directory access, and account settings.</p>
 <p>SPARK MF65+ USER GUIDE</p>	<p>Spark MF65+ User Guide: Setup, Features, and Troubleshooting</p> <p>Comprehensive user guide for the Spark MF65+ Wi-Fi hotspot by ZTE, covering system requirements, setup, device features, network settings, troubleshooting, and safety information.</p>



LET'S GET YOUR **SMART**
MODEM CONNECTED



Quick start guide
Spark Smart Modem 3

[Spark Smart Modem 3 Quick Start Guide](#)

A comprehensive guide to setting up and troubleshooting your Spark Smart Modem 3, covering Fibre and ADSL/VDSL connections, device connectivity, and modem settings.