

Final ZE3000

Final ZE3000 True Wireless Earbuds User Manual

Model: ZE3000

INTRODUCTION

Thank you for choosing the Final ZE3000 True Wireless Earbuds. This manual provides essential information for the proper setup, operation, and maintenance of your earbuds to ensure an optimal audio experience. Please read this manual thoroughly before use.

WHAT'S IN THE BOX

- Final ZE3000 True Wireless Earbuds (Left and Right)
- Charging Case
- USB-C Charging Cable
- User Manual (this document)
- Eartips (various sizes)



Image: Final ZE3000 True Wireless Earbuds and their charging case, displayed in black.

PRODUCT OVERVIEW

The Final ZE3000 earbuds are designed for high-fidelity sound reproduction with a focus on comfort and stable wireless connectivity. Each earbud features a touch control panel and an LED indicator.



Image: Close-up view of the Final ZE3000 earbuds, highlighting their unique geometric design and audiophile-level quality.

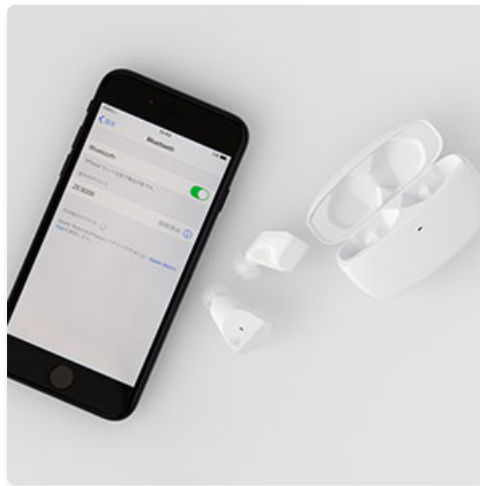


Image: The Final ZE3000 charging case, showcasing its premium SHIBO textured finish.

SETUP

1. Charging the Earbuds and Case

Before first use, fully charge the earbuds and charging case. Connect the supplied USB-C cable to the charging port on the case and a USB power source. The LED indicator on the case will show charging status. A full charge takes approximately 1.5 hours.

Award Winning



 **final**

A JAPANESE BRAND

Image: Final ZE3000 earbuds placed inside their charging case.

2. Pairing with a Device

1. Open the charging case. The earbuds will automatically enter pairing mode, and the LED indicators on the earbuds will flash.
2. On your device (smartphone, tablet, etc.), enable Bluetooth.
3. Search for available Bluetooth devices and select "ZE3000" from the list.
4. Once connected, the LED indicators on the earbuds will stop flashing.

The ZE3000 uses Bluetooth 5.2 for a stable connection up to 10 meters.



Image: A smartphone screen showing the 'ZE3000' listed as an available Bluetooth device for pairing.

3. Fitting the Earbuds

Proper fit is crucial for sound quality and comfort. Choose the eartips that provide the best seal and comfort for your ears. Gently insert the earbuds into your ear canals and twist slightly until they feel secure.

Shaped for Comfort



Premium SHIBO Finish



Image: A person demonstrating the correct way to wear the Final ZE3000 earbuds for a secure and comfortable fit.

OPERATING INSTRUCTIONS

Touch Controls

The ZE3000 earbuds feature intuitive touch controls on the outer surface of each earbud.

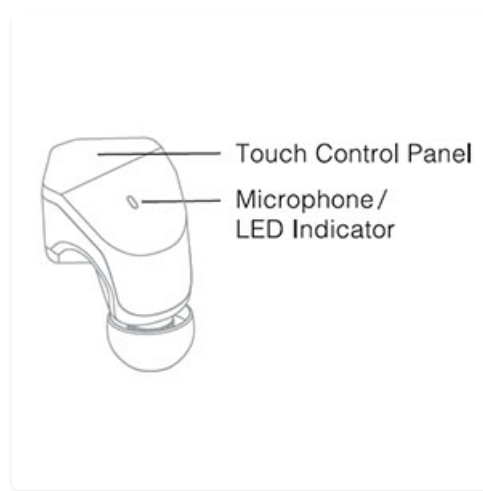


Image: Diagram illustrating the location of the touch control panel, microphone, and LED indicator on the earbud.

Action	Function
Single Tap (Left/Right)	Play/Pause music, Answer/End call
Double Tap (Right)	Next track
Double Tap (Left)	Previous track
Triple Tap (Right)	Volume Up
Triple Tap (Left)	Volume Down
Long Press (Left/Right)	Activate voice assistant

Power On/Off

- **Power On:** Open the charging case, and the earbuds will automatically power on and connect to the last paired device.
- **Power Off:** Place the earbuds back into the charging case and close the lid. They will automatically power off and begin charging.

MAINTENANCE

Cleaning

Regularly clean your earbuds and charging case to maintain performance and hygiene.

- Use a soft, dry, lint-free cloth to wipe the earbuds and charging case.
- Remove eartips and clean them with mild soap and water, then dry thoroughly before reattaching.
- Gently clean the charging contacts on both the earbuds and the case with a dry cotton swab.

Storage

When not in use, store the earbuds in their charging case to protect them and ensure they remain charged.

Water Resistance (IPX4)

The Final ZE3000 earbuds are IPX4 water-resistant, meaning they are protected against splashing water

from any direction. They are not designed for submersion in water. Avoid exposing them to heavy rain, showering, or swimming.

TROUBLESHOOTING

- **No Sound/Connection Issues:**
 - Ensure earbuds are charged.
 - Verify Bluetooth is enabled on your device and the earbuds are selected.
 - Try unpairing and re-pairing the earbuds with your device.
 - Ensure no other devices are actively connected to the earbuds.
- **One Earbud Not Working:**
 - Place both earbuds back in the case, close the lid, wait a few seconds, then open again.
 - Check charging contacts for debris.
- **Touch Controls Unresponsive:**
 - Ensure your fingers are clean and dry.
 - Try restarting the earbuds by placing them in the case and closing the lid.

SPECIFICATIONS

Feature	Detail
Model Number	ZE3000
Connectivity Technology	Bluetooth 5.2
Wireless Communication	Bluetooth
Audio Driver Type	Dynamic Driver
Frequency Range	20 Hz - 20,000 Hz
Battery Life (Earbuds)	Up to 7 hours
Total Playback Time (with Case)	Up to 35 hours
Charging Time	Approx. 1.5 hours
Control Type	Touch Control
Water Resistance Level	IPX4 (Water Resistant)
Bluetooth Range	10 Meters
Item Weight	42 Grams (total)
Product Dimensions	1.38 x 2.76 x 0.98 inches







SUPPORT

For further assistance or inquiries, please visit the official Final store or contact customer support.

[Visit the Final Store on Amazon](#)

© 2024 Final Inc. All rights reserved.

Related Documents - ZE3000

	<p>Final ZE3000 True Wireless Earphones: Hi-Fi Sound, Comfort, and Advanced Technology</p> <p>Explore the Final ZE3000, a true wireless earphone engineered for Hi-Fi sound quality, exceptional comfort, and advanced features like f-Core for Wireless driver technology, aptX Adaptive, and IPX4 water resistance. Discover the design philosophy and technical innovations behind these premium earphones.</p>
	<p>Final ZE3000 User Manual: Setup, Operation, and Troubleshooting</p> <p>A comprehensive guide to the Final ZE3000 true wireless stereo earphones, covering package contents, charging, pairing, touch controls, maintenance, warnings, and troubleshooting steps.</p>
	<p>final ZE3000 Bluetooth Earphone User Manual</p> <p>Comprehensive user manual for the final ZE3000 Bluetooth Earphone, covering package contents, charging, power operations, device pairing, touch controls, factory reset, ear tip fitting, maintenance, safety precautions, troubleshooting, and warranty information.</p>
	<p>final S5000 User Manual: Setup, Features, and Care</p> <p>Comprehensive user manual for the final S5000 earphones. Learn about product overview, usage instructions, maintenance, warranty, and specifications for your audio device.</p>
	<p>Final FI-TODPLTW TWS Bluetooth Earphone User Manual</p> <p>User guide for the Final FI-TODPLTW True Wireless Stereo (TWS) Bluetooth Earphones. Learn about setup, charging, pairing, fitting, touch controls, maintenance, and safety precautions.</p>
	<p>Final ZE2000 Bluetooth Earphones User Manual</p> <p>Comprehensive user manual for the Final ZE2000 Bluetooth earphones, covering setup, operation, troubleshooting, safety, and warranty information.</p>