

CIARRA CAB75206W

CIARRA CAB75206W 30-inch Wall Mount Range Hood User Manual

Model: CAB75206W | Brand: CIARRA

INTRODUCTION

This manual provides detailed instructions for the safe and efficient operation, installation, and maintenance of your CIARRA CAB75206W 30-inch Wall Mount Range Hood. Designed for modern kitchens, this appliance features smart controls, powerful ventilation, and integrated lighting to enhance your cooking experience.



Figure 1: CIARRA CAB75206W 30-inch Wall Mount Range Hood with smart control features.

KEY FEATURES

- **Voice Activated & App Control:** Connects with Alexa, Google Assistant, and the Smart Life App for convenient control. (Requires 2.4GHz Wi-Fi for initial connection).
- **Anti-Fingerprint Painting:** Matte sandblasted finish resists scratches and simplifies cleaning.
- **Integrated LED Lighting:** Bright, 2-level dimmable LED module illuminates your cooking area with soft touch controls.
- **Convertible Ventilation Mode:** Operates in either ducted or ductless (recirculation) mode. For ductless operation, a CACF003 carbon filter (sold separately) is required.
- **Auto Shut-Off & Economy Mode:** Features 4 preset timer functions and a 'Clean & Fresh' function that runs the fan at level 1 for 5 minutes per hour over 24 hours to manage moisture and odors.

SETUP & INSTALLATION

Dimensions and Mounting

The CIARRA CAB75206W is a wall-mount canopy hood designed to fit standard 30-inch stove widths. It features an adjustable decorative chimney to accommodate various ceiling heights.

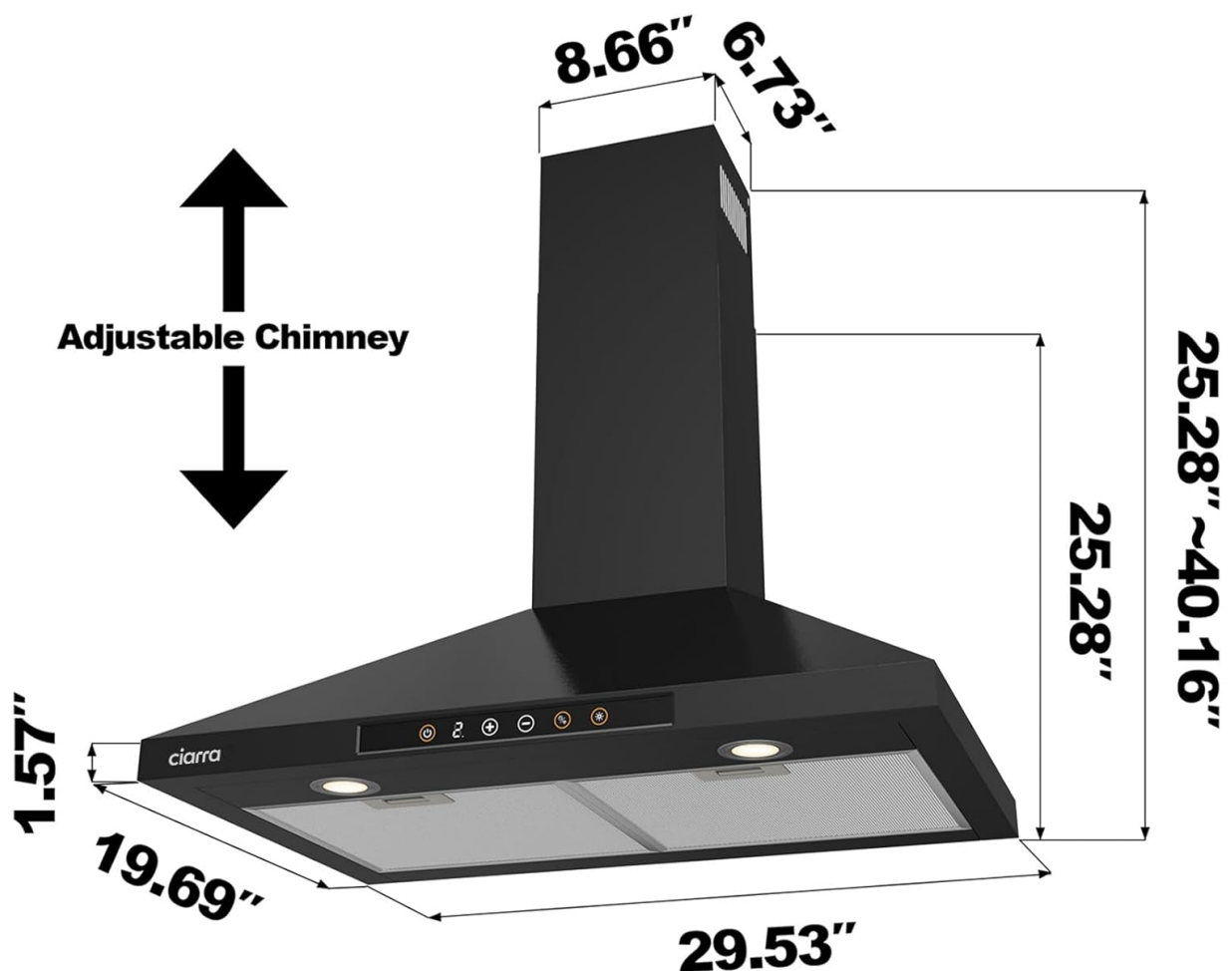


Figure 2: Product dimensions showing adjustable chimney height.

Included Components

The package includes the range hood unit, a ducting pipe, and all necessary mounting hardware for

installation.



Figure 3: All parts included for installation, including the ducting pipe and mounting hardware.

Ducted vs. Ductless Installation

This range hood offers convertible ventilation. You can choose between ducted (external exhaust) or ductless (recirculation) modes. For ductless operation, a CIARRA CACF003 carbon filter is required and must be purchased separately.




Figure 4: Visual representation of ducted and ductless installation methods.

OPERATING INSTRUCTIONS

Control Panel Overview

The range hood features soft touch controls for easy operation of fan speeds, lighting, and special functions.



Figure 5: Detailed view of the soft touch control panel with icons for power, fan speed, timer, and light.

Fan Speed Control

The exhaust fan offers 3 speed settings to effectively remove cooking fumes and odors. Use the '+' and '-' buttons on the control panel to adjust the fan speed.

Integrated LED Lighting

The LED lights provide illumination for your cooking surface. They are dimmable with 2 levels of brightness. Press the light button on the control panel to cycle through brightness settings.



Figure 6: Illustration of the dimmable LED lights in energy-saving and bright modes.

Voice & App Control

The range hood is compatible with Alexa, Google Assistant, and the Smart Life App. Ensure your device is connected to a 2.4GHz Wi-Fi network for smart control functionality. Use simple voice commands or the app interface to control power, fan speed, and lighting.

Video 1: Demonstrates voice control functionality with Google Home.











Video 2: Shows how to control the range hood using the Smart Life App.

Video 3: Illustrates voice control compatibility with Alexa.

Auto Shut-Off Timer & Clean & Fresh Function

The range hood includes 4 preset timer functions for automatic shut-off. The 'Clean & Fresh' function activates the fan at level 1 for 5 minutes every hour over a 24-hour period to maintain air quality.

Timer Function Press the Timer Button

-  Press  **x1 time** Shut off 5 minutes later
-  Press  **x2 times** Shut off 10 minutes later
-  Press  **x3 times** Shut off 15 minutes later
-  Press  **x4 times** Shut off 20 minutes later
-  Press  **x5 times** Cancel the timer function

Clean & Fresh Function

-  Press  &  **at the same time to** preset to work for 5 minutes every hour for 24hs




Figure 7: Explanation of timer settings and the Clean & Fresh function.

Video 4: Demonstrates the operation of the timer and Clean & Fresh functions.

MAINTENANCE

Filter Cleaning

The range hood is equipped with dishwasher-safe 5-layer aluminum mesh filters. Regular cleaning of these filters is essential for optimal performance. Remove the filters by pressing the release tabs and place them in your dishwasher or wash by hand with warm, soapy water.



Dishwasher-safe 5-layers aluminum mesh filters

Figure 8: View of the dishwasher-safe 5-layer aluminum mesh filters.

Surface Care

The matte sandblasted finish is designed to be scratch-resistant and easy to clean. Use a soft cloth and mild, non-abrasive cleaner to wipe down the exterior surfaces. Avoid harsh chemicals or abrasive pads that could damage the finish.



Figure 9: The anti-fingerprint matte sandblasted finish for easy maintenance.

SPECIFICATIONS

Feature	Detail
Model Number	CAB75206W
Brand	CIARRA
Mounting Type	Wall Mount
Product Dimensions	19.69"D x 29.53"W x 40.16"H
Material	Matte black finished
Air Flow Capacity	450 Cubic Feet Per Minute (CFM)
Noise Level	8.5 Sones
Number of Speeds	3

Feature	Detail
Controls Type	Touch, Voice, App
Light Source Type	LED (Dimmable)
Filter Type	Mesh (5-layer aluminum, dishwasher-safe)
Ventilation Type	Convertible (Ducted/Ductless)
Compatible Devices	Alexa, Google Home, Smart Life APP
Voltage	120 Volts
Wattage	200 watts
Certification	ETL

TROUBLESHOOTING

If you encounter any issues with your CIARRA range hood, please refer to the following general troubleshooting tips:







- **No Power:** Ensure the unit is properly plugged into a working electrical outlet. Check your home's circuit breaker.
- **Fan Not Working:** Verify power supply. Check if filters are clogged and clean them if necessary.
- **Poor Suction:** Ensure the ductwork is clear and unobstructed (for ducted mode). Clean or replace filters (for ductless mode, ensure carbon filters are installed and not saturated).
- **Lights Not Working:** Check the light bulb connections. If LED, ensure the light function is activated on the control panel or via smart control.
- **Smart Control Issues:** Confirm your Wi-Fi network is 2.4GHz and the range hood is properly connected. Restart your router and the range hood. Ensure the Smart Life App is updated.

For more detailed troubleshooting or persistent issues, please contact CIARRA customer support.

WARRANTY & SUPPORT

For warranty information, product registration, or technical support, please visit the official CIARRA website or contact their customer service department. Keep your purchase receipt for warranty claims.

You can find more information and contact details on the [CIARRA Store on Amazon](#).

	<p>Ciarra Hood To Go Pro CBPHB02: Portable Mini Range Hood Instruction Manual</p> <p>Detailed instruction manual for the Ciarra Hood To Go Pro CBPHB02 portable mini range hood. Learn about installation, operation, maintenance, safety precautions, and technical specifications.</p>
	<p>CIARRA Range Hood Installation and User Manual</p> <p>Comprehensive installation, operation, cleaning, maintenance, and troubleshooting guide for the CIARRA range hood. Includes safety precautions, specifications, and environmental disposal information.</p>
	<p>CIARRA CBCS6906D CBCB6906D Range Hood Installation and Operation Manual</p> <p>This manual provides detailed instructions for the installation, operation, cleaning, maintenance, and troubleshooting of the CIARRA CBCS6906D CBCB6906D range hood. It includes safety warnings, specifications, component lists, and guidance on using both ducted and ductless configurations.</p>
	<p>CIARRA Hood To Go Portable Range Hood - Instruction Manual</p> <p>This document provides comprehensive instructions for the CIARRA Hood To Go portable recirculating range hood, covering installation, operation, maintenance, and safety guidelines. Learn how to use and care for your appliance.</p>
	<p>CIARRA Range Hood Installation and User's Manual</p> <p>This manual provides comprehensive instructions for the installation, operation, cleaning, and maintenance of the CIARRA range hood. It includes safety warnings, specifications, troubleshooting, and environmental disposal guidelines.</p>
	<p>Ciarra Range Hood CAS52913E CAB52913E - Installation, Operation & Maintenance Manual</p> <p>Comprehensive instruction manual for Ciarra range hood models CAS52913E and CAB52913E, covering installation, operation, cleaning, maintenance, and troubleshooting. Learn how to safely install and use your Ciarra kitchen hood.</p>