

Legami BNG0001

Legami Automatic Tombola Bingo Set Instruction Manual

Model: BNG0001

1. INTRODUCTION

The Legami Automatic Tombola Bingo Set is a complete game kit designed for entertaining gatherings. This manual provides instructions for setting up, operating, and maintaining your game set.

Product Contents:

- 1 Rotating Metal Ball Cage with automatic ball collection
- 90 Numbered Balls
- 1 Number Board
- 60 Reusable Bingo Cards
- 300 Marking Chips
- 2 Fabric Pouches



Image 1.1: All components of the Legami Automatic Tombola Bingo Set, including the metal cage, numbered balls, number board, bingo cards, and marking chips.

2. SAFETY INFORMATION

WARNING: CHOKING HAZARD - Small parts. Not for children under 3 years.

Always supervise young children during play. Ensure all small components are kept out of reach of infants and toddlers to prevent accidental ingestion.

3. SETUP

1. **Unpack Components:** Carefully remove all items from the packaging. Verify that all listed components are present.
2. **Position the Cage:** Place the rotating metal ball cage on a stable, flat surface where the game will be played.
3. **Prepare Balls:** Ensure all 90 numbered balls are inside the rotating cage.
4. **Set Up Number Board:** Place the number board adjacent to the cage for easy tracking of called numbers.
5. **Distribute Game Materials:** Provide each player with one or more reusable bingo cards and a sufficient quantity of marking chips. Store extra chips in one of the fabric pouches.



Image 3.1: The product packaging, illustrating the contents and initial setup.

4. OPERATING INSTRUCTIONS (HOW TO PLAY)

The objective of Tombola/Bingo is to be the first player to mark off a predetermined pattern of numbers on their card and call out "Bingo!" or "Tombola!".

Game Play Steps:

1. **Player Preparation:** Each participant selects one or more bingo cards and receives a supply of marking chips.
2. **Designate a Caller:** One person is chosen to operate the ball cage and call out the numbers.
3. **Drawing Numbers:** The caller rotates the handle of the metal cage to mix the balls. A single numbered ball will be automatically dispensed.
4. **Calling and Marking:** The caller clearly announces the number on the drawn ball. Players check their cards for the announced number. If a number is present on their card, they cover it with a marking chip. The caller places the drawn ball on the corresponding spot on the number board to keep track of called numbers.

5. **Winning:** The first player to complete a predefined pattern (e.g., a horizontal line, a vertical line, a diagonal line, or a full card) shouts "Bingo!" or "Tombola!".
6. **Verification:** The caller verifies the winning card against the numbers displayed on the number board. If correct, the player wins.
7. **Continue Play:** The game can continue for additional patterns or full cards until all desired prizes are awarded.



Image 4.1: Players marking numbers on their bingo cards with chips during a game.



Image 4.2: A close-up view of the rotating metal cage containing the numbered balls.




Image 4.3: A numbered ball being released from the rotating mechanism of the bingo cage.




Image 4.4: The number board used to track all numbers called during the game, with some balls placed in their respective slots.

5. MAINTENANCE

Cleaning:

- Wipe the metal cage and plastic components (balls, chips, board) with a soft, dry cloth.
- Avoid using abrasive cleaners or harsh chemicals, as these may damage the materials or fade the numbers.

Storage:

- After use, gather all numbered balls and marking chips and store them in the provided fabric pouches.
- Store the entire game set in its original packaging or a suitable container in a dry place to prevent loss or damage to components.



Image 5.1: One of the fabric pouches, useful for storing numbered balls or marking chips.

6. TROUBLESHOOTING

Issue	Possible Cause	Solution
Balls are not dispensing smoothly from the cage.	Debris in the cage mechanism or uneven rotation.	Ensure the cage is clean. Rotate the handle smoothly and consistently.
Numbers on balls are fading.	Normal wear and tear.	Use a permanent marker to carefully re-label the faded numbers.
Missing game components.	Components may have been misplaced or were missing upon purchase.	Refer to the "Product Contents" section to verify all parts. If essential parts were missing upon initial purchase, contact Legami customer support.

7. SPECIFICATIONS

Feature	Detail
Product Dimensions (Box)	21 x 21 x 21 cm
Product Weight	1.36 kg
Model Number	BNG0001
Recommended Age	3 years and up (due to small parts)
Educational Value	Number recognition, counting, social skills
Number of Players	Up to 60
Assembly Required	No
Batteries Required	No
Main Material	Metal, Paper, Plastic, Fabric
Color	Orange (cards/board), Mint Green (cage)




8. WARRANTY AND SUPPORT




For information regarding product warranty, returns, or customer support, please refer to the retailer's policy where the product was purchased or visit the official Legami website. Keep your proof of purchase for any warranty claims.



© 2025 Legami. All rights reserved.

Related Documents - BNG0001

	<p>LEGAMI EAR0001 Panda User Manual - Safety and Compliance Information</p> <p>Official user manual for the LEGAMI EAR0001 Panda device, including FCC compliance, safety guidelines, and general usage information. This document provides essential details for operating the product safely and effectively.</p>
	<p>Legami Wireless Mouse User Manual and Specifications</p> <p>This document provides technical specifications, usage instructions, safety guidelines, and disposal information for the Legami Wireless Mouse. It covers setup, operation, battery replacement, and regulatory compliance.</p>
	<p>Legami PAL0001 Personal Safety Alarm with LED Light User Manual</p> <p>User manual for the Legami PAL0001 Personal Safety Alarm with LED Light, providing technical specifications, maintenance, safety instructions, and disposal information.</p>

	<p>Legami Super Fast Wireless Smartphone Charger WCHAR0001 User Manual and Specifications</p> <p>Comprehensive user manual and technical specifications for the Legami Super Fast Wireless Smartphone Charger (Model WCHAR0001), covering setup, usage, safety guidelines, and regulatory compliance information.</p>
	<p>Invisible Ink Pen - User Manual and Safety Information</p> <p>Comprehensive user guide and safety instructions for the LEGAMI Invisible Ink Pen. Learn how to use the UV light to reveal secret messages, understand technical specifications, and follow important safety and disposal guidelines.</p>
	<p>Legami Bilancio di Sostenibilità 2024: Impegno per un Futuro Responsabile</p> <p>Scopri il Bilancio di Sostenibilità 2024 di Legami S.p.A. SB. Un report completo sull'impegno aziendale verso l'ambiente, le persone e una governance trasparente.</p>