

FIILPOW PR800

FIILPOW Cordless Robotic Pool Cleaner User Manual

Model: PR800 | Brand: FIILPOW

PRODUCT OVERVIEW

The FIILPOW Cordless Robotic Pool Cleaner is designed for efficient and convenient cleaning of above-ground pools up to 800 sq.ft. Its cordless design eliminates the hassle of tangled wires, offering a safe and user-friendly experience. Featuring intelligent auto-docking and powerful suction, this robotic vacuum ensures a thorough clean with minimal effort.



Image: The FIILPOW Cordless Robotic Pool Cleaner, showcasing its compact and modern design.

PACKAGE CONTENTS

Before beginning, please verify that all components are present in the package:

- 1x Robotic Cleaner Unit
- 1x Bottom Brush
- 2x Swing Plates
- 1x User Manual
- 1x Tow Rope
- 1x Floating Handle
- 1x Adapter Charger

1×Robotic cleaner



1×Bottom brush



2×Swing plate



1×User manual



1×Tow rope



1×Floating handle



1×Adapter charger

Image: All components included with the FIILPOW Robotic Pool Cleaner, including the main unit, brush, swing plates, user manual, tow rope, floating handle, and adapter charger.

SETUP INSTRUCTIONS

Follow these steps for the initial setup of your robotic pool cleaner:

1. **Assembly:** Attach the bottom brush and swing plates to the robotic cleaner as indicated in the included user

manual. Ensure all parts are securely fastened.

2. **Initial Charge:** Before first use, fully charge the robotic cleaner. Connect the adapter charger to the unit and plug it into a power outlet. The charging time is approximately 5 hours. The charging indicator light on the charger will change color when charging is complete.
3. **Placement:** Once fully charged, place the cleaner gently into the pool. Ensure it sinks to the bottom.


Your browser does not support the video tag.

Video: An advertising video demonstrating the robotic pool cleaner in action, highlighting its ease of use and setup.

OPERATING INSTRUCTIONS

Operating your FIILPOW robotic pool cleaner is simple:

1. **Start Cleaning:** Turn the knob on the cleaner to the 'ON' position. Gently lower the cleaner into the pool until it rests on the bottom. The cleaner will begin its cleaning cycle automatically.
2. **Automatic Cleaning:** The cleaner will navigate the pool floor, utilizing its suction doors and bottom brush to collect leaves, dirt, and sand. It is equipped with a 1805m fine filter for effective debris capture. The cleaner can operate for up to 90 minutes on a full charge.
3. **Intelligent Auto-Docking:** When the cleaning cycle is complete or the battery level is low, the cleaner will automatically move to the side of the pool for easy retrieval.
4. **Retrieval:** Use the floating handle to pull the cleaner out of the pool.



NO CABLE! NO TANGLING!

Clean your pool with ease



Messy hoses and attachments



Cluttered cords

Image: The cordless robotic pool cleaner operating in a pool, illustrating the freedom from tangled hoses and cords.

AUTO-DOCKING TO THE EDGE OF POOL WHEN LOW BATTERY



Image: The robotic pool cleaner intelligently stopping and auto-docking at the edge of the pool when its battery is low, with a floating handle for easy retrieval.



AUTOMATIC & EFFICIENT CLEANING

Up to 90 mins running time for all shapes of pools

Image: The underside of the robotic pool cleaner, highlighting its dual suction doors and bottom brush for effective debris collection.



LIGHTWEIGHT DESIGN



12 Lbs breezily pickup , Female & elders friendly

Image: A hand easily lifting the lightweight robotic pool cleaner from the pool, demonstrating its portability and ease of handling.

DESIGNED FOR ALL SHAPE OF POOLS


0°–20°

For regular pools



0°–40°

For pools with irregular shape or obstacle



Adjustable nozzle allows you to change angle accordingly

Image: A diagram illustrating how the robotic pool cleaner adjusts its nozzle angle (0-200 for regular pools, 0-400 for irregular shapes) to clean various pool designs effectively.

Your browser does not support the video tag.

Video: A demonstration of the FIILPOW pool vacuum's working status, showing its movement and cleaning process in a pool.

Regular maintenance ensures optimal performance and longevity of your cleaner:

1. **Filter Cleaning:** After each use, remove the filter tray and chassis. Rinse them thoroughly with water to remove collected dirt and debris. Ensure the filter is completely clean before reassembling.
2. **Storage:** Store the cleaner in a cool, dry place away from direct sunlight when not in use. Ensure the unit is dry before storage.
3. **Battery Care:** For prolonged periods of non-use, it is recommended to charge the battery periodically (e.g., once every 3 months) to maintain battery health.

QUICK CLEANING FILTER

Easy-to-wash filter tray and chassis, clean with ease



Image: A person rinsing the filter tray of the robotic pool cleaner, demonstrating the easy-to-wash design for quick cleaning.

TROUBLESHOOTING

If you encounter issues with your FIILPOW robotic pool cleaner, refer to the following common problems and solutions:

Problem	Possible Cause	Solution
Cleaner does not start	Low battery; Power switch off; Obstruction	Charge the cleaner fully; Ensure power switch is ON; Check for and remove any debris blocking movement.
Cleaner stops prematurely	Low battery; Filter clogged; Overheating	Recharge the cleaner; Clean the filter tray; Allow unit to cool down before restarting.
Poor cleaning performance	Filter clogged; Suction doors blocked; Worn brush	Clean the filter thoroughly; Clear any obstructions from suction doors; Inspect and replace the bottom brush if worn.
Cleaner does not auto-dock	Battery completely depleted; Obstruction at pool edge	Manually retrieve and charge; Clear pool edge of obstacles.

SPECIFICATIONS

Feature	Detail
Model Name	PR800
Power Source	DC
Special Feature	Cordless
Engine Type	Electric
Control Method	Remote (implied by product type, but manual operation is primary)
Load Capacity	1.5 Pounds
Lithium Battery Energy Content	5.4E+6 Milliampere Hour (mAh)
Charging Time	5 Hours
Running Time	Up to 90 minutes
Max Pool Area	800 sq.ft
Filter Fineness	1805m
Product Dimensions	15.7"L x 14.2"W x 10.6"H
Item Weight	15.32 pounds




Feature	Detail
Material	Fiberglass
Color	Green
UPC	766382620730

WARRANTY AND SUPPORT

The FIILPOW Cordless Robotic Pool Cleaner comes with a Limited Warranty. For specific warranty terms and conditions, please refer to the official documentation provided with your purchase.

For further assistance, technical support, or to view the original user manual in PDF format, please visit the official [FIILPOW Store on Amazon](#) or consult the [User Manual \(PDF\)](#).

Related Documents - PR800

	<p>FIILPOW PR800 Robotic Pool Cleaner User Manual</p> <p>This user manual provides comprehensive instructions for operating, maintaining, and troubleshooting the FIILPOW PR800 robotic pool cleaner. It covers setup, specifications, cleaning procedures, and warranty information. Includes details on product features, safety precautions, and return procedures.</p>
	<p>FIILPOW 20V Lithium-Ion Cordless Blower (B8 pro) Operator's Manual</p> <p>Operator's manual for the FIILPOW 20V Lithium-Ion Cordless Blower, Model B8 pro. Includes safety guidelines, specifications, assembly, operation, maintenance, troubleshooting, and warranty information.</p>
	<p>Ravemen PR800 Bicycle Headlight User Manual 800 Lumens</p> <p>Comprehensive user manual for the Ravemen PR800 bicycle headlight. Learn about technical specifications, performance parameters, operation, mounting, safety precautions, and warranty information.</p>

