

**Casper 953-000012-001**

# Casper Sleep Glow Night Light (Two Pack) Instruction Manual

---

## 1. OVERVIEW

The Casper Glow Night Light is designed to provide gentle, comforting illumination for nighttime navigation without disrupting sleep. It automatically activates in dark environments and offers two distinct operating modes to suit various needs and locations within your home.



Image: Two Casper Glow Night Lights, one plugged into an outlet, next to its retail packaging.

### Key Features:

- **Non-Disruptive Illumination:** Softly lights your path without causing sleep disturbance.
- **Dual Operating Modes:** Features a motion-activated mode for hallways and bathrooms, and a darkness-activated mode for bedrooms.
- **Versatile Placement:** Suitable for bedrooms, bathrooms, hallways, and kitchens.
- **Energy Efficient:** Designed for low power consumption.

## 2. IMPORTANT SAFETY INSTRUCTIONS

- This device is for indoor use only.
- Do not expose this device to dripping or splashing water.
- For adult use only.
- Do not use this device with extension cords.
- Do not install this device near heat sources.
- Do not use any abrasive cleaners to clean your device.

### 3. PACKAGE CONTENTS

- Two (2) Casper Sleep Glow Night Lights

### 4. SETUP AND INSTALLATION

The Casper Glow Night Light is designed for simple plug-and-play installation. No assembly is required.

1. Unpack the Casper Glow Night Light from its packaging.
2. Locate a standard electrical outlet (120 Volts) in your desired location.
3. Plug the night light directly into the wall outlet. Ensure it is securely seated.
4. The device will automatically begin operating based on its selected mode and ambient light conditions.




Image: Rear view of the Casper Glow Night Light, showing the two-prong plug for direct wall insertion.

### 5. OPERATING MODES

The Casper Glow Night Light features two primary operating modes to optimize illumination for different environments.

#### 5.1. Night Owl Mode

This mode utilizes the integrated motion sensor. The light remains dim or off in dark conditions until movement is detected. Upon sensing motion, the light gradually brightens to provide sufficient illumination, then slowly dims after a period of inactivity. This mode is ideal for:

- Hallways
- Bathrooms
- Kitchens



## Night Owl Mode:

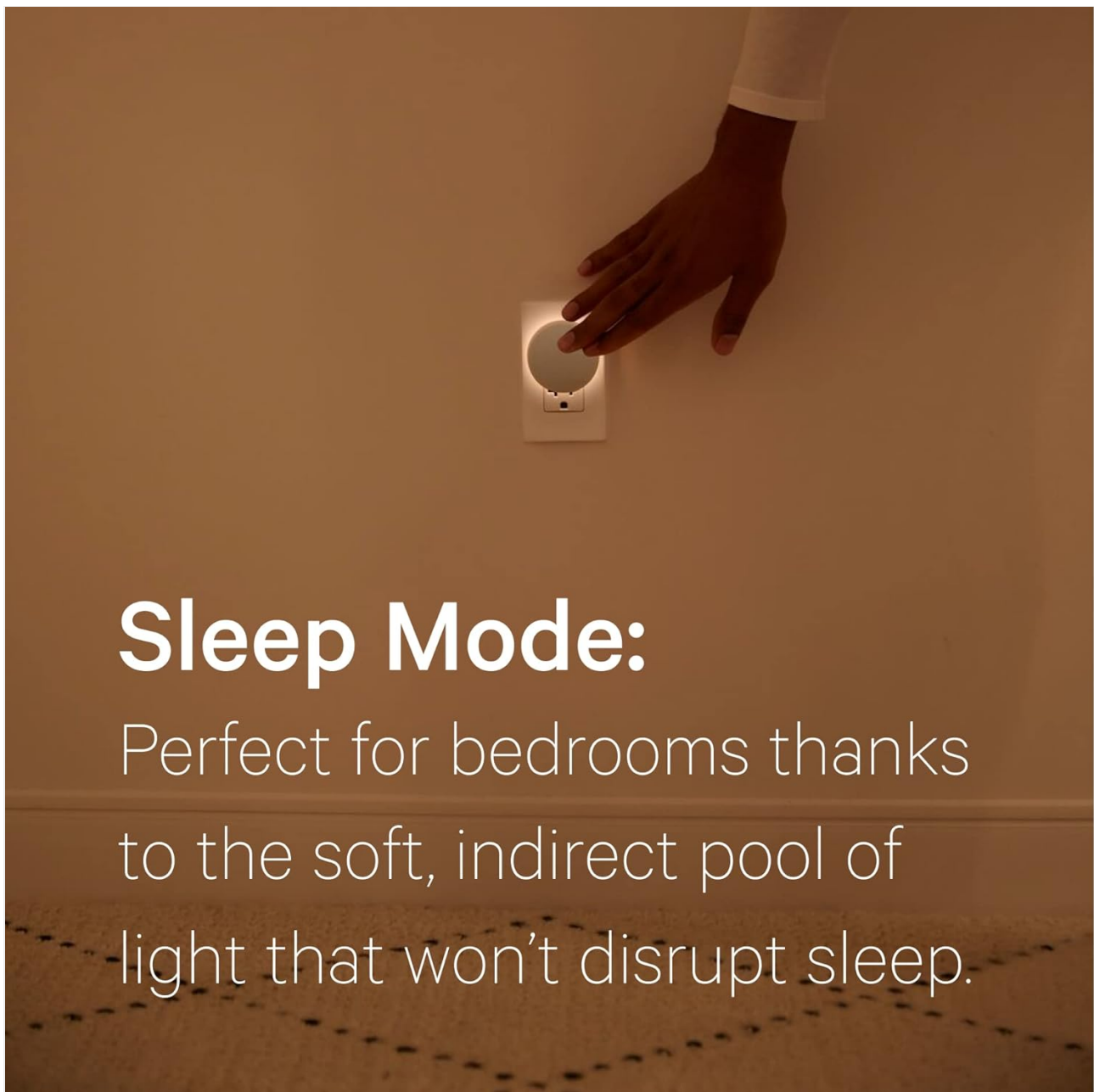
This setting switches on the motion sensor, making it great for hallways, bathrooms, and kitchens.

Image: A Casper Glow Night Light plugged into a wall outlet, illuminated brightly as a hand reaches towards it, demonstrating motion activation.

### 5.2. Sleep Mode

In Sleep Mode, the night light provides a soft, indirect pool of light that remains consistently dim in dark environments. This mode is designed to offer subtle guidance without disturbing sleep, making it perfect for:

- Bedrooms



# Sleep Mode:

Perfect for bedrooms thanks to the soft, indirect pool of light that won't disrupt sleep.

Image: A Casper Glow Night Light plugged into a wall outlet in a bedroom, emitting a soft, ambient glow, indicating its low-light Sleep Mode.

## 6. CARE AND MAINTENANCE

- To clean the device, ensure it is unplugged from the wall outlet.
- Wipe the exterior with a soft, dry cloth.
- Do not use liquid cleaners, aerosol cleaners, or abrasive cleaning agents.

## 7. TROUBLESHOOTING

### Light does not turn on or is too dim:

- Ensure the night light is securely plugged into a functioning electrical outlet.
- Verify that the room is sufficiently dark for the light sensor to activate.
- Check for any obstructions blocking the light sensor or motion sensor.

### Light remains on during the day:

- The light sensor may be detecting insufficient ambient light. Relocate the night light to an area with more

natural light during the day, or ensure no objects are casting shadows over the sensor.

**Motion sensor is not responding:**

- Ensure the device is in Night Owl Mode.
- Check for obstructions in the sensor's field of view.
- Confirm that the motion is within the specified detection range (2m to 4m).

**8. PRODUCT SPECIFICATIONS**

Specification	Detail
Model Name	Casper Sleep Glow Night Light
Model Number	953-000012-001
UPC	192472026890
Dimensions (D x W x H)	1.3" x 2.3" x 2.3"
Item Weight	4.5 ounces (per unit)
Material	Plastic
Finish Type	Matte
Light Source Type	LED
Light Color	Soft White
Brightness	12 Lumens (maximum output)
Wattage	2.3 watts
Voltage	120 Volts
Special Features	Cordless, Dimmable, Motion Sensor
Motion Sensor Coverage	Horizontal FoV (min): 170°; Range of detection (min): 2m, (max): 4m
Indoor/Outdoor Usage	Indoor only
Water Resistance Level	Not Water Resistant

**9. WARRANTY AND SUPPORT**






**Warranty Information:**

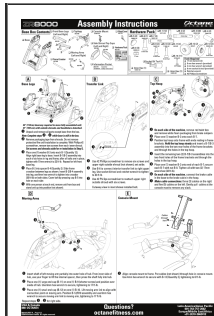
The Casper Sleep Glow Night Light comes with a 1-year limited warranty from the date of purchase. This warranty covers defects in materials and workmanship under normal use. Please retain your proof of purchase for warranty claims.

**Customer Support:**

For further assistance, troubleshooting, or warranty inquiries, please visit the official Casper website or contact their customer service department. Contact information can typically be found on the product packaging or the manufacturer's website.

Related Documents - 953-000012-001

	<p><a href="#">Casper Glow Nightlight: Features, Modes, and Safety Guide</a></p> <p>Discover the Casper Glow Nightlight, designed for better sleep. Learn about its Sleep Mode and Night Owl Mode, featuring ambient and motion sensors. Includes essential safety instructions and regulatory compliance information.</p>
	<p><a href="#">Adastra IWA-series In-wall Amplifier with Bluetooth User Manual</a></p> <p>User manual for the Adastra IWA-series in-wall amplifier with Bluetooth. This guide covers installation, connections, operation, specifications, and safety information for models IWA215B, IWA230B, IWA415B, IWA2100B, and IWA460B.</p>
	<p><a href="#">ZuZuKid Baby Night Light User Manual - Model MP-001</a></p> <p>User manual for the ZuZuKid Baby Night Light (Model MP-001). Learn about package contents, product features, specifications, how to use, charging, and warranty information.</p>
	<p><a href="#">Casper Hybrid Pillow: Choosing the Right Pillow for Your Sleep Style</a></p> <p>A comprehensive guide to the Casper Hybrid Pillow. Learn what makes a hybrid pillow unique, how to select the best pillow based on your sleep position (side, stomach, back), and simple care instructions for optimal comfort and support.</p>
	<p><a href="#">Mammoth SmartPillow User Manual with SleepEngine Technology</a></p> <p>Comprehensive user manual for the Mammoth SmartPillow featuring SleepEngine technology, covering setup, app usage, safety, technical specifications, and troubleshooting.</p>



### [Octane Fitness ZR8000 Zero Runner Assembly Instructions](#)

Detailed assembly instructions for the Octane Fitness ZR8000 Zero Runner elliptical trainer, including parts identification, step-by-step setup for base, transfer link, top hoop, moving arms, and console, with essential tools and troubleshooting tips.