

[manuals.plus](#) /

› [YABER](#) /

› [YABER Car Battery Jump Starter YR200 User Manual](#)

## YABER YR200

# YABER 4000A Portable Car Battery Jump Starter User Manual

Model: YR200

## INTRODUCTION

Thank you for choosing the YABER 4000A Portable Car Battery Jump Starter, Model YR200. This device is designed to provide a reliable and convenient solution for jump-starting 12V vehicles, serving as a portable power bank, and offering emergency lighting. With a powerful 4000A peak current, it can start vehicles with up to 7.0L gas or 5.5L diesel engines. Its compact, lightweight, and robust design, coupled with IP66 waterproof rating, ensures durability and ease of use in various conditions.

This manual provides essential information for the safe and effective operation, maintenance, and troubleshooting of your YABER Jump Starter. Please read it thoroughly before first use and keep it for future reference.



Image: The YABER 4000A Portable Car Battery Jump Starter, showcasing its compact design and included smart jumper cables.

## PACKAGE CONTENTS

Please verify that all items are present and in good condition upon opening the package:

- YABER Car Jumper Battery Pack (YR200)
- Smart Jumper Cables
- USB Charging Cable
- User Manual (this document)

## SAFETY INFORMATION

Always observe the following safety precautions to prevent injury or damage to the device and vehicle:

- Do not use the jump starter if the smart clamps or cables are damaged.
- Ensure proper polarity connection (red clamp to positive, black clamp to negative) to avoid short circuits.
- Do not attempt to jump-start a frozen battery.
- Keep the device away from children.
- Do not disassemble the unit. Servicing should only be performed by qualified personnel.
- Avoid exposing the device to extreme temperatures outside the recommended operating range (-4°F to 140°F).
- The smart safety technology provides multiple protections including short circuit, overheat, reverse polarity, over-voltage, and overload protection. Always heed warning signals.



Image: Visual representation of the YABER jump starter's safety features, including protection against short circuit, overcharge, over-discharge, reverse polarity, reverse charge, overcurrent, reverse connection, and high temperature.

## SETUP AND CHARGING

### Initial Charge

Before first use, fully charge your YABER Jump Starter. While a charger/adaptor is not included, it is compatible with any universal USB charger, such as your phone charger.

1. Connect the provided USB charging cable to the jump starter's charging port.
2. Connect the other end of the USB cable to a compatible USB power adapter (e.g., 5V/2A phone charger) or a USB port on a computer.
3. The indicator lights on the jump starter will illuminate to show charging progress. All lights will be solid when fully charged.

## Checking Battery Level

Press the power button briefly to check the current battery level indicated by the LED lights.

## OPERATING INSTRUCTIONS

### Jump Starting a Vehicle

Follow these steps carefully to jump-start your vehicle:

1. **Step 1: Insert Smart Clamp Plug.** Insert the plug of the smart clamp completely into the jump starter's port. The indicator lights on the smart clamp will flash red and green alternately, indicating it's ready.
2. **Step 2: Connect to Car Battery.** Correctly clip the red clamp to the positive (+) electrode of the car battery and the black clamp to the negative (-) electrode. The indicator lights will continue to flash red and green alternately, and you may hear a relay closing sound.
3. **Step 3: Start the Engine.** Once connected, start your vehicle's engine. If the engine does not start on the first attempt, disconnect the smart clamps from the car battery, wait for at least 30 seconds, and then try again.
4. **Step 4: Remove Clamps.** As soon as the vehicle starts, remove the jumper clamps from the car battery within 30 seconds.



Image: A visual guide demonstrating the four steps to jump-start an engine: inserting the smart clip, connecting to the battery, starting the car, and removing the clamps.

Your browser does not support the video tag.

Video: An official demonstration of the YABER YR200 Car Battery Jump Starter in action, showing its features and ease of use for jump-starting vehicles.

### Using as a Power Bank

The YR200 features a 12000mAh capacity, allowing it to charge various electronic devices.

- Connect your phone, tablet, camera, or other USB-powered device to the USB output port(s) of the jump starter using your device's charging cable.
- The jump starter will automatically begin charging your device.



# 3 MODES FLASHLIGHT



Illumination



SOS



Strobe



Image: The YABER jump starter functioning as a 12000mAh power bank, charging a smartphone and a tablet simultaneously.

## LED Flashlight Modes

The YR200 is equipped with a versatile LED flashlight for emergency situations or general illumination.

- Press and hold the power button for a few seconds to turn on the flashlight (Illumination mode).
- Press the power button again to cycle through the modes:
  - **SOS Mode:** Emits a Morse code SOS signal.
  - **Strobe Mode:** Emits a rapid flashing light.
- Press and hold the power button again to turn off the flashlight.



Image: A person utilizing the YABER jump starter's built-in LED flashlight to illuminate an engine bay, demonstrating its utility in low-light conditions. The image also highlights the three available light modes: Illumination, SOS, and Strobe.

## MAINTENANCE

- **Recharging:** It is recommended to charge the product every 3 months, even if not in use, to prolong its lifespan and ensure it's ready when needed.
- **Storage:** Store the jump starter in a cool, dry place, away from direct sunlight and extreme temperatures. The optimal operating and storage temperature range is from -4°F to 140°F (-20°C to 60°C).
- **Cleaning:** Use a soft, dry cloth to clean the exterior of the device. Do not use harsh chemicals or abrasive cleaners.
- **Water Resistance:** The device is IP66 waterproof, meaning it is protected against powerful water jets and dust. Ensure all port covers are securely closed to maintain water resistance.

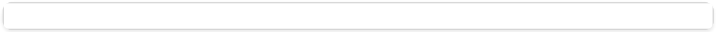


Image: The YABER jump starter undergoing water and dust resistance tests, confirming its IP66 rating when caps are closed.

## TROUBLESHOOTING

If you encounter issues with your YABER Jump Starter, refer to the following common problems and solutions:

Problem	Possible Cause	Solution
---------	----------------	----------

Problem	Possible Cause	Solution
Jump starter does not turn on.	Battery is depleted.	Charge the jump starter fully.
Vehicle does not start after connecting.	Incorrect clamp connection (reverse polarity). Vehicle battery is severely damaged. Jump starter not fully charged.	Ensure clamps are connected correctly (red to positive, black to negative). The smart clamp will indicate errors. Consult a professional mechanic. Ensure the jump starter is fully charged before use.
Smart clamp indicator lights are not flashing.	Smart clamp not fully inserted into the jump starter. Damaged smart clamp.	Ensure the smart clamp plug is fully inserted. Contact customer support for a replacement.
Device gets hot during use.	Normal operation during high current discharge. Overload or short circuit.	This is normal. If excessively hot, disconnect and allow to cool. The smart protection system should prevent damage. Check connections and vehicle battery condition.

If the problem persists after attempting these solutions, please contact YABER customer support.

SPECIFICATIONS

Feature	Detail
Brand	YABER
Model	YR200
Peak Output Current	4000 Amps
Battery Capacity	12000mAh
Start Voltage	12V
Engine Compatibility	Up to 7.0L Gas / 5.5L Diesel
Product Dimensions (D x W x H)	3.35" x 5.52" x 1.06"
Item Weight	0.72 Pounds (approx. 11.5 ounces)
Waterproof Rating	IP66
Operating/Storage Temperature	-4°F to 140°F (-20°C to 60°C)
Special Features	3 LED Light Modes (Flashlight, SOS, Strobe), Smart Safety Jumper Cables, Portable Power Bank Function

WARRANTY AND SUPPORT

YABER provides comprehensive support for your product:

- **Warranty:** 2-Year Free Warranty.
- **Technical Support:** Lifetime Technical Support.






- **Customer Service:** 7/24 Customer Service.

For any assistance, questions, or concerns, please contact YABER customer support via email. Contact information can typically be found on the product packaging or the official YABER website.

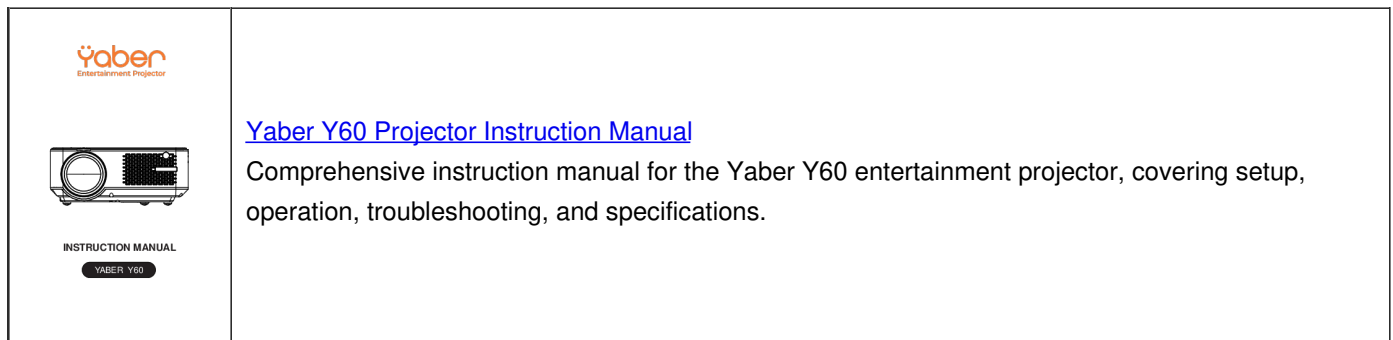


© 2025 YABER. All rights reserved.

Related Documents - YR200

	<p><a href="#">YABER YR800 Car Battery Jump Starter User Manual</a></p> <p>Comprehensive user manual for the YABER YR800 portable car jump starter, detailing its features, operation, safety guidelines, technical specifications, and troubleshooting tips.</p>
	<p><a href="#">Yaber YR800 Car Battery Jump Starter User Manual</a></p> <p>Comprehensive user manual for the Yaber YR800 Car Battery Jump Starter, detailing its features, package contents, operation, and safety information.</p>
	<p><a href="#">YABER Waterproof Jump Starter User Manual</a></p> <p>Comprehensive user manual for the YABER Waterproof Jump Starter, detailing its IP66 waterproof design, 12V vehicle jump-starting capabilities, USB charging functions, safety features, and maintenance guidelines.</p>
	<p><a href="#">Yaber JS-20 Jump Starter User Manual</a></p> <p>User manual for the Yaber JS-20 portable car jump starter, providing instructions for use, charging, and safety features in multiple languages including English, German, French, Italian, and Spanish.</p>
	<p><a href="#">YABER YR800 Car Battery Jump Starter User Manual</a></p> <p>User manual for the YABER YR800 Car Battery Jump Starter, detailing its features, package contents, operation, and safety information. Includes jump starting instructions, LED light functions, USB output capabilities, and FCC compliance.</p>





## Documents - YABER – YR200



## YABER Waterproof Jump Starter User Manual

Comprehensive user manual for the YABER Waterproof Jump Starter, detailing its IP66 waterproof design, 12V vehicle jump-starting capabilities, USB charging functions, safety features, and maintenance guidelines.

lang: **score:25** filesize: 4.79 M page\_count: 47 document date: 2023-12-04




[\[pdf\]](#) User Manual

Yaber YR200 EN 231122 OL User Manual Sep 5 2024 — Do not use the product to start an already expanded car battery 2 Only vehicles with smart jumper cable supplied by manufacturer D1QUkZAheEL m media amazon images | ||

■ ■ ■

lang: **score:17** filesize: 8.55 M page\_count: 12 document date: 2023-11-22



[\[pdf\]](#) Confidentiality Request Letter

Jeremy L Miller January 15 2020 VIA ELECTRONIC FILING The Honorable NOCO s Boost® line of portable jump starters includes six models Sport™ 16 2019 starting with the GB50 model Though has moved away Compl itcblog images |||

DEANNA TANNER OKUN Tel: 202 407-8615 okun adduci.com January 15, 2020 VIA ELECTRONIC FILING The H ... Ex. 44C, 131-133 citing Ex. 102 . GGG. Yaber 573. On information and belief, model numbers YR100, **YR200**, YR 600, YR500, YR700, and YR400 collectively, the Yaber Accused Products are manufactured...

lang:en score:8 filesize: 1.94 M page count: 153 document date: 2021-01-15