



Manuals.plus /

› UrbanX /

› UrbanX Street Buds Plus R175 True Wireless Earbuds User Manual

UrbanX R175

UrbanX Street Buds Plus R175 True Wireless Earbuds User Manual

Model: R175

INTRODUCTION

Thank you for choosing the UrbanX Street Buds Plus R175 True Wireless Earbuds. This manual provides essential information for setting up, operating, maintaining, and troubleshooting your new earbuds. Please read it carefully to ensure optimal performance and longevity of your device.

PACKAGE CONTENTS

- UrbanX Street Buds Plus R175 Earbuds (Left and Right)
- Wireless Charging Case
- USB Charging Cable
- Multiple Sizes of Eartips (S, M, L)
- User Manual

PRODUCT OVERVIEW

Familiarize yourself with the components of your UrbanX Street Buds Plus earbuds and charging case.



Image: UrbanX Street Buds Plus earbuds and open charging case. The image displays the two earbuds resting in their respective slots within the open charging case, highlighting the compact design and charging contacts.

- **Earbuds:** Left (L) and Right (R) earbuds with touch control surfaces.
- **Charging Case:** Houses and charges the earbuds. Features an LED indicator for battery status and a USB-C charging port.

SETUP

1. Charging the Earbuds and Case

Before first use, fully charge the earbuds and the charging case.

- **Charging the Case:** Connect the USB charging cable to the charging port on the case and a power source. The LED indicator will show charging status. The case also supports wireless charging; place it on a compatible wireless charging pad.
- **Charging the Earbuds:** Place the earbuds into the charging case. They will automatically begin charging. The LED indicators on the earbuds or case will confirm charging.

22 HOURS OF SERIOUS SOUND

Breakthrough battery technology
changes everything

22 hours
Music playback

15 hours
Talk time

1 hours
Quick charging


Wireless charging

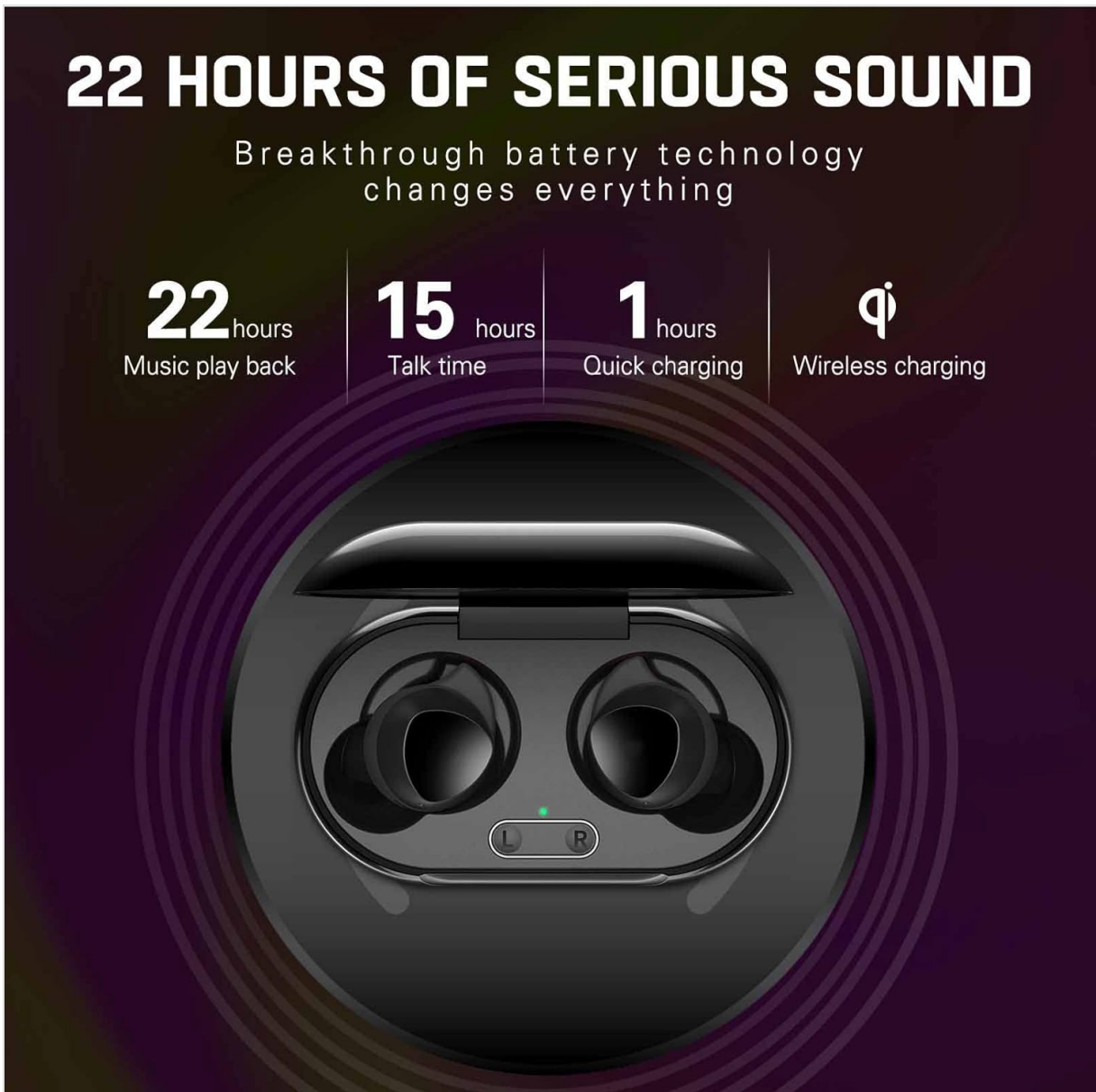


Image: UrbanX Street Buds Plus charging case with earbuds inside, showing battery life details. The graphic indicates 22 hours of music playback, 15 hours of talk time, 1 hour for quick charging, and wireless charging capability.

2. Pairing with Your Device

The UrbanX Street Buds Plus feature one-step auto-pairing for convenience.

1. Ensure your earbuds are charged.
2. Open the charging case. The earbuds will automatically enter pairing mode.
3. On your smartphone, tablet, or laptop, navigate to the Bluetooth settings.
4. Search for available devices and select "Buds Plus" from the list.
5. Once connected, you will hear an audible confirmation, and the earbuds will be ready for use.

The earbuds are compatible with iOS, Android, and Windows devices.

ONE STEP PAIRING

Auto Pairing When Open the Charging Case After First Connection.

Easy Connection with Bluetooth <Buds Plus>

Compatible with iOS/ Android/ Windows etc.

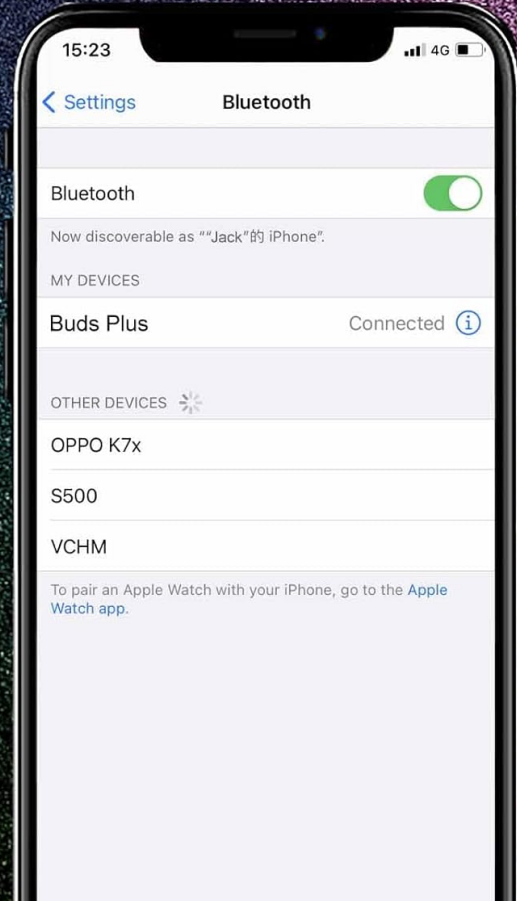


Image: UrbanX Street Buds Plus earbuds in their open charging case next to a smartphone displaying Bluetooth settings. The phone screen shows "Buds Plus" as a connected device, illustrating the one-step pairing process.

OPERATING INSTRUCTIONS

Wearing the Earbuds

Select the eartips that provide the most comfortable and secure fit for optimal sound quality and noise isolation. Gently insert the earbuds into your ears and twist slightly to secure them.

Touch Controls

The earbuds feature intuitive touch controls on their outer surface.



Image: User wearing UrbanX Street Buds Plus earbuds, illustrating various features like Hi-Fi sound, auto-pairing, perfect fit, volume adjustment, call controls, and compatibility with iPhone/Android/iPad.

Action	Function
Single Tap (Left/Right)	Play/Pause Music, Answer/End Call
Double Tap (Right)	Next Track
Double Tap (Left)	Previous Track
Triple Tap (Right)	Volume Up
Triple Tap (Left)	Volume Down
Long Press (2 seconds)	Reject Call, Activate Voice Assistant

MAINTENANCE

Cleaning

- Regularly clean the earbuds and charging case with a soft, dry, lint-free cloth.
- Remove eartips and clean them with mild soap and water, then dry thoroughly before reattaching.

- Ensure charging contacts on both earbuds and case are free of debris.

Storage

When not in use, store the earbuds in their charging case to protect them and keep them charged.

Water Resistance

The UrbanX Street Buds Plus are IP7 water-resistant, meaning they can withstand splashes, sweat, and light rain. They are not designed for swimming or submersion in water. Ensure earbuds are dry before placing them back in the charging case.




Image: User wearing UrbanX Street Buds Plus earbuds during exercise, highlighting IP7 waterproof and sweat-resistant features. A water drop icon with "IP7 waterproof" text is also visible.

TROUBLESHOOTING

- **Earbuds not pairing:** Ensure both earbuds are charged. Place them back in the case, close it, then open it again to re-initiate pairing mode. Check your device's Bluetooth settings to ensure "Buds Plus" is selected.
- **No sound from one earbud:** Try placing both earbuds back in the case, closing it, and then taking them out again. Re-pair if necessary.
- **Charging issues:** Ensure the charging cable is securely connected and the power source is active.

For wireless charging, ensure the case is correctly positioned on the charging pad. Clean charging contacts if necessary.

- **Low volume or poor sound quality:** Adjust the volume on your device and the earbuds. Ensure eartips provide a good seal in your ear. Clean any earwax or debris from the earbud nozzles.

SPECIFICATIONS

Feature	Detail
Brand	UrbanX
Model Name	R175
Form Factor	In Ear
Connectivity Technology	Wireless (Bluetooth)
Speaker Size	12mm
Battery Life (Music Playback)	Up to 22 hours (with charging case)
Battery Life (Talk Time)	Up to 15 hours (with charging case)
Quick Charge	1 hour
Charging	USB-C, Wireless Charging
Water Resistance Level	IP7 (Water Resistant)
Compatible Devices	Infinix Note 11 Pro, Samsung, Mobile Phone, Tablet, Laptop, Smartphone (iOS, Android, Windows)
Control Type	Touch Control (Call, Playback, Volume)

WARRANTY AND SUPPORT

UrbanX offers a **90-day money-back guarantee** and a **12-month replacement** for defective earbuds from the date of purchase. For warranty claims or technical support, please contact UrbanX customer service through the retailer where the product was purchased or visit the official UrbanX website.