

## UrbanX R190

# UrbanX Street Buds Pro Bluetooth Earbuds User Manual

Model: R190 | Brand: UrbanX

## INTRODUCTION

Welcome to your UrbanX Street Buds Pro Bluetooth Earbuds. These true wireless earbuds are designed to provide crystal-clear sound, intelligent noise isolation, and seamless connectivity for an enhanced audio experience. This manual will guide you through the setup, operation, and maintenance of your new earbuds.





The UrbanX Street Buds Pro earbuds in their open charging case, showcasing their design and color.

## WHAT'S INCLUDED

---

- UrbanX Street Buds Pro Earbuds (Left and Right)
- Charging Case
- USB Charging Cable
- Multiple Sizes of Ear Tips
- User Manual

## SETUP

---

### Initial Charge

Before first use, fully charge your UrbanX Street Buds Pro. Place both earbuds into the charging case. Connect the charging case to a power source using the provided USB cable. The indicator light on the case will show charging status.

### Pairing with Your Device

The UrbanX Street Buds Pro feature one-step pairing:

1. Ensure both earbuds are in the charging case and the case is sufficiently charged.

2. Open the lid of the charging case. The earbuds will automatically enter pairing mode.
3. On your device (smartphone, tablet, laptop), go to Bluetooth settings.
4. Turn on Bluetooth.
5. Select "Buds pro" from the list of available devices.
6. Once connected, you will hear an audible confirmation, and the earbuds will be ready for use.

# ONE STEP PAIRING

Auto Pairing When Open the Charging Case After First Connection.  
Easy Connection with Bluetooth <Buds pro>  
Compatible with iOS/ Android/ Windows etc.



The image illustrates the one-step pairing process. On the left, a hand holds an open purple charging case containing two white earbuds. Above the case are three circular icons representing compatibility with Apple (iPhone), Android, and Windows. To the right of the case is a blue Bluetooth symbol with signal waves. On the right side of the image, a smartphone screen displays the Bluetooth settings menu. The 'Bluetooth' toggle is turned on. Under 'MY DEVICES', 'Buds pro' is listed as 'Connected' with an information icon. Under 'OTHER DEVICES', there is a list of other devices: 'OPPO K7x', 'S500', and 'VCHM'. At the bottom of the screen, there is a note about pairing an Apple Watch with an iPhone.

This image illustrates the one-step pairing process, showing the earbuds in their open charging case next to a smartphone with its Bluetooth settings open, indicating "Buds pro" as connected. The earbuds are compatible with iOS, Android, and Windows operating systems.


## OPERATING INSTRUCTIONS

### Wearing the Earbuds

Gently insert each earbud into your ear canal. Rotate slightly to find a comfortable and secure fit. Experiment with different ear tip sizes to achieve optimal sound quality and noise isolation.

## Active Noise Cancellation (ANC)

The UrbanX Street Buds Pro feature intelligent active noise cancellation. This function helps to reduce ambient noise, allowing you to focus on your audio. Specific controls for ANC (e.g., tap gestures) are typically managed via the earbuds' touch controls or a companion app (if available). Refer to the quick start guide for detailed touch control gestures.



This image visually represents the noise isolation capabilities and high-quality sound of the earbuds, with sound waves emanating from them.

## Making and Receiving Calls

The earbuds are equipped with microphones for crystal-clear calls:

- To answer a call: Tap the earbud (specific gesture may vary, refer to quick start guide).
- To end a call: Tap the earbud again.
- To reject a call: Press and hold the earbud (specific gesture may vary).

Voice detection allows for seamless switching between music and calls.


## Battery Life and Charging


The earbuds and charging case provide extended listening time:

- Music Playback: Up to 19 hours (with charging case).
- Talk Time: Up to 4.5 hours.
- Quick Charging: 1 hour for significant charge.
- Wireless Charging: The charging case supports wireless charging.

# LONG-LASTING BATTERY LIFE

Breakthrough battery technology changes everything

<b>19</b> hours Music play back	<b>4.5</b> hours Talk time	<b>1</b> hours Quick charging	 Wireless charging
------------------------------------	-------------------------------	----------------------------------	--



This graphic highlights the impressive battery performance, including music playback, talk time, quick charging, and wireless charging capabilities.

## MAINTENANCE

---

### Cleaning

Regularly clean your earbuds and charging case to ensure optimal performance and hygiene.

- Use a soft, dry, lint-free cloth to wipe the earbuds and charging case.
- For ear tips, remove them from the earbuds and clean with a mild soap solution if necessary, then rinse and dry

thoroughly before reattaching.

- Gently clean the charging contacts on both the earbuds and inside the case with a dry cotton swab.

## Storage

When not in use, always store the earbuds in their charging case to protect them from dust, damage, and to keep them charged.

## Water Resistance

The UrbanX Street Buds Pro are water resistant (IPX7 rated). This means they can withstand sweat and light splashes, making them suitable for workouts. However, they are not designed for swimming or submersion in water. Ensure the earbuds are dry before placing them back in the charging case.



This image demonstrates the earbuds' suitability for sports and their IPX7 water resistance, showing a person exercising while wearing the earbuds.

## TROUBLESHOOTING

---

## Earbuds Not Pairing

- Ensure both earbuds are in the charging case and the case has sufficient charge.
- Close and reopen the charging case lid to re-enter pairing mode.
- Turn Bluetooth off and on again on your device.
- Forget "Buds pro" from your device's Bluetooth list and attempt to pair again.
- Ensure no other devices are actively connected to the earbuds.

## No Sound or Low Volume

- Check the volume level on both your device and the earbuds.
- Ensure the earbuds are properly seated in your ears.
- Clean any debris from the earbud speakers and ear tips.
- Reconnect the earbuds to your device.

## Charging Issues

- Verify the charging cable is securely connected to both the case and the power source.
- Try a different USB cable or power adapter.
- Ensure the charging contacts on the earbuds and inside the case are clean and free of obstruction.
- If using wireless charging, ensure the case is correctly placed on the wireless charging pad.

## SPECIFICATIONS

Feature	Detail
Model Name	R190
Brand	UrbanX
Connectivity Technology	Wireless
Wireless Communication	Bluetooth
Noise Control	Sound Isolation
Form Factor	In Ear
Color	Amethyst Purple
Water Resistance Level	Water Resistant (IPX7)
Compatible Devices	BLU G60, Mobile Phone, Tablet, Laptop, Smartphone
Product Dimensions	2 x 2 x 2 inches
Item Weight	2 ounces
UPC	734046450955
Manufacturer	URBANX
Country of Origin	China

## WARRANTY AND SUPPORT

---

For warranty information and customer support, please refer to the documentation included in your product packaging or visit the official UrbanX website.

[Visit the UrbanX Store on Amazon](#) for more information and product updates.