

weeylite WY-S03

Weeylite S03 RGB Camera Light User Manual

Model: WY-S03

1. INTRODUCTION

The Weeylite S03 RGB Camera Light is a compact and versatile portable lighting solution designed for photography and videography. Featuring app control, a built-in battery, and Type-C charging, it offers a wide range of customizable lighting modes including CCT, RGB, and various scene effects to enhance your creative work.

2. WHAT'S IN THE BOX


Upon unboxing your Weeylite S03, please ensure all the following items are present:

- Weeylite S03 Pocket RGB Fill Light
- USB to Type-C charging cable
- Hot Shoe Adapter
- User Manual

Support channel control

Satisfactory dazzling lighting effects

S03 includes 6 channels, and each channel has 19 group number. Set the required channel number and group number to control the light in group.



APP Switch Key

[CH1] [ON]

Group

A B C

Single group switch

D E F

Channel

Privacy policy detail

CH1 CH2 CH3

CH4 CH5 CH6

CH7 CH8 CH9

CH10 CH11 CH12

CH13 CH14 CH15

CH16 CH17 CH18

CH19

CCT

HSL

RGBWY

X,Y Coordinates

Color Chip


FX

Color Picker

My Scene


Unlimited creation

A casual shot is an atmosphere blockbuster




Artistic Portrait

Refuse to be bland, challenge color contrast




Product Photography

Not constrained by scene



Background Atmosphere Light

DIY exclusive scene special effects, add "color" to life



Ambient Light Painting Photography

Adjust color change, light effect frequency, create different lighting photography.

Figure 1: Weeylite S03 package contents, showing the light, USB-C cable, hot shoe adapter, and manual.

3. PRODUCT OVERVIEW AND KEY FEATURES

The Weeylite S03 is designed for portability and advanced lighting control. Key features include:

- **Custom CCT/RGB/Scene Modes:** Offers HSI/RGBWY, X & Y Coordinate RGB modes for millions of colors, 0-100% dimming, CCT from 2800-6800K, and 26 scene effects. High CRI (RA≥95, TLCI≥97) ensures vibrant colors.
- **Color Chip & Color Picker Function:** Built-in "LEE" & "ROSCO" color chips for quick color selection. "Color Picker" function allows the camera to recognize and replicate object colors. Save favorite lighting scenes via "My Scene".
- **Smart Bluetooth App Control:** "WeeylitePro" app for Bluetooth control, supporting 19 Channels & 6 Groups for simultaneous control of multiple lights. Compatible with Android & iOS.
- **Built-in Battery & Type-C Charging:** Integrated 3.7V/1000mAh rechargeable battery provides approximately 60 minutes of use at 100% power. Charges via universal Type-C port.
- **Advanced Light Design:** 60pcs LED bulbs with a soft light panel. Compact size (3.5x2x0.8 inches, 0.16 lbs) for easy portability. Universal 1/4 screw interface and included hot shoe adapter for versatile mounting.

Multiple Lighting Effects for Professional Photography




2800-6800K Color Temperature
Brightness: 0-100%

CCT MODE





2800K 5500K 6800K


HSL/ X & Y Coordinate/ RGBWY
36000 colors/ 0-100L Saturation

RGB MODE







26 Lighting Effects
For your option

SCENE MODE





Figure 2: Overview of Weeylite S03 features, including CCT, RGB, and Scene modes, demonstrating its versatility for different lighting needs.



Figure 3: The compact and lightweight design of the Weeylite S03, highlighting its high CRI for natural color reproduction.

4. SETUP

4.1. Charging the Device

The Weeylite S03 has a built-in 3.7V/1000mAh battery. Before first use, it is recommended to fully charge the device.

1. Locate the USB to Type-C charging cable included in the box.
2. Connect the Type-C end of the cable to the charging port on the side of the Weeylite S03.
3. Connect the USB-A end of the cable to a compatible USB power source (e.g., mobile power supply, laptop, computer, or USB charger).
4. The indicator light will show charging status. A full charge typically takes approximately 3 hours.



Figure 4: Close-up of the USB Type-C charging port on the Weeylite S03.

4.2. App Download and Installation

The Weeylite S03 is primarily controlled via the "WeeylitePro" Bluetooth app. Please download the app from your device's respective app store:

- For iOS devices: Search "WeeylitePro" in the App Store.
- For Android devices: Search "WeeylitePro" in Google Play.

Your browser does not support the video tag.

Video 1: Official Weeylite US Store video demonstrating the download and function instructions for the WeeylitePro App.

5. OPERATING INSTRUCTIONS

5.1. Power On/Off

The Weeylite S03 features a single physical button for power control.

- To power on: Press and hold the power button on the side of the device.
- To power off: Press and hold the power button again.

5.2. Connecting to the WeeylitePro App

Once the app is installed and the light is powered on, follow these steps to connect:

1. Open the "WeeylitePro" app on your smartphone.
2. The app will automatically search for nearby Weeylite S03 devices.
3. Select the desired channel and group within the app. The light will automatically connect to the selected channel and group.



Figure 5: The WeeylitePro app interface, demonstrating multi-light control and various lighting adjustment functions.

5.3. Lighting Modes and Functions

The WeeylitePro app provides comprehensive control over the light's output:

- **CCT Mode:** Adjust color temperature from 2800K to 6800K and brightness from 0-100%.
- **HSL Mode:** Control hue, saturation, and lightness for a full spectrum of colors.
- **RGBWY Mode:** Fine-tune individual Red, Green, Blue, White, and Yellow channels.
- **X & Y Coordinate Mode:** Precise color selection using CIE 1931 color space coordinates.
- **Color Chip Function:** Select from pre-programmed "LEE" & "ROSCO" color filters.
- **FX (Scene) Mode:** Choose from 26 built-in special effects like Flash, Burst, Firework, Police, Ambulance, TV, Candlelight, and more. Adjust speed and brightness for each effect.
- **Color Picker:** Use your smartphone camera to sample a color from your environment and replicate it with the light.
- **My Scene:** Save your customized lighting settings for quick recall.



Figure 6: Detailed view of the app's Color Picker and Color Chip functions, allowing for precise color matching and selection.

Your browser does not support the video tag.

Video 2: Official Weeylite US Store video showcasing the Weeylite S03 Pocket RGBW LED Video Camera Light and its various color modes and effects.

5.4. Group Control

The WeeylitePro app allows you to control multiple S03 lights simultaneously or individually by assigning them to different channels and groups.

1. Open the mobile app.
2. Set the required channel number and group number for each light first.
3. Then, turn on the light. The light will automatically connect to the channel number and group number that have been set.

WeeylitePro App Control

One Control for Hundreds of light Adjustment
8 Core Function for Creative Lighting



IOS



Android




Figure 7: The app's group control interface, illustrating how multiple lights can be managed for synchronized or varied lighting effects.

6. MOUNTING OPTIONS

The Weeylite S03 offers flexible mounting options:

- **1/4" Screw Interface:** The light features a universal 1/4" screw hole, making it compatible with tripods, light stands, and other accessories.
- **Hot Shoe Adapter:** An included hot shoe adapter allows direct mounting onto DSLR cameras, camcorders, or camera cages.

“WeeylitePro” App Control

One Control for Hundreds of light Adjustment
8 Core Function for Creative Lighting

**Support Multi-light Control
But different group adjustment**

Setting Methods:
Turn one the App and set channel & group first,
then turn one the light to match

weeylite IOS Android

CCT HSL RGBWY X.Y Coordinates
Color Chip FX Scene Color Picker My Custom Scene

Figure 8: The Weeylite S03 mounted on a camera, showcasing its compact size and ease of integration with camera setups.

WIDELY APPLICABLE



Figure 9: Various applications of the Weeylite S03, including mounting on stabilizers, mini tripods, DSLR cameras, light stands, and phone clamps.

7. SPECIFICATIONS

Feature	Specification
Model Number	WY-S03
Product Dimensions	3.5 x 0.8 x 2 inches (3.5"L x 0.8"W x 2"H)
Item Weight	3.52 ounces
Battery	1 Lithium Ion battery (3.7V/1000mAh)
Battery Life	Approx. 60 minutes (at 100% power)
Charging Port	USB Type-C
Connectivity	Bluetooth (App Control)
Color Temperature (CCT)	2800K-6800K
CRI (Color Rendering Index)	RA≥95, TLCI≥97
LED Bulbs	60pcs
Power	4W
Lumen	300LM
Lux	350Lux (0.5M, 5500K)

8. MAINTENANCE

To ensure the longevity and optimal performance of your Weeylite S03, follow these maintenance guidelines:

- Keep the device clean by wiping it with a soft, dry cloth. Avoid using harsh chemicals or abrasive materials.
- Store the light in a cool, dry place away from direct sunlight and extreme temperatures.
- Avoid dropping or subjecting the device to strong impacts.
- Do not attempt to disassemble or repair the device yourself, as this will void the warranty.

9. TROUBLESHOOTING

If you encounter issues with your Weeylite S03, refer to the following common solutions:

- **Light not turning on:** Ensure the battery is charged. Connect the device to a power source using the Type-C cable.
- **App not connecting:**
 - Ensure Bluetooth is enabled on your smartphone.
 - Make sure the Weeylite S03 is powered on.
 - Restart the app and try connecting again.
 - Check if the app version is up to date.
- **Inconsistent light output:** Ensure the device is fully charged. If using multiple lights, verify that they are assigned to the correct channels/groups in the app.

10. WARRANTY AND SUPPORT

Weeylite products come with a standard manufacturer's warranty. For specific warranty details, please refer to the documentation included with your purchase or visit the official Weeylite website. If you experience any issues or require technical assistance, please contact Weeylite customer support.