

MISTRAL MTF1203

Mistral MTF1203 12-inch Table Desk Fan Instruction Manual

1. INTRODUCTION

This manual provides essential information for the safe and efficient operation, maintenance, and troubleshooting of your Mistral MTF1203 12-inch Table Desk Fan. Please read these instructions thoroughly before using the appliance and retain them for future reference.

2. SAFETY INSTRUCTIONS

To reduce the risk of fire, electric shock, or injury, always follow basic safety precautions when using electrical appliances.

- Ensure the power supply voltage matches the rating label on the fan.
- Do not immerse the fan, plug, or cord in water or other liquids.
- Unplug the fan from the outlet when not in use, before cleaning, or when moving it.
- Keep fingers and other objects away from the fan blades and grille during operation.
- Do not operate the fan with a damaged cord or plug. Contact qualified service personnel for repair.
- Place the fan on a stable, flat surface to prevent tipping.
- Do not use the fan near windows, where rain may come into contact with it.
- This appliance is not intended for use by persons (including children) with reduced physical, sensory or mental capabilities, or lack of experience and knowledge, unless they have been given supervision or instruction concerning use of the appliance by a person responsible for their safety.

3. PACKAGE CONTENTS

Verify that all components are present upon unpacking:

- Fan Head Assembly (includes blades and grilles)
- Fan Stand/Base
- Power Cord (integrated)
- Instruction Manual

4. PRODUCT OVERVIEW

Familiarize yourself with the main parts of your Mistral MTF1203 fan.



A grey Mistral 12-inch table desk fan with a black protective grille and three white blades. The fan features a sturdy base and an adjustable stand.

The fan consists of a stable base, a support stand, a motor housing, fan blades, and front and rear protective grilles. Control buttons are typically located on the base or motor housing.

5. SETUP

The Mistral MTF1203 fan typically requires minimal assembly. Follow these steps:

1. Carefully remove all packaging materials from the fan.
2. Place the fan base on a firm, level surface.
3. Ensure the fan head is securely attached to the stand.
4. Plug the power cord into a standard electrical outlet.

6. OPERATING INSTRUCTIONS

To operate your Mistral MTF1203 fan:

- **Power On/Off:** Locate the power button or speed control knob on the fan base or motor housing. Turn the knob to the 'ON' position or press the power button to start the fan.
- **Speed Adjustment:** Select your desired fan speed (e.g., Low, Medium, High) by rotating the speed control knob or pressing the corresponding speed buttons.
- **Oscillation Function:** To activate the smooth oscillation feature, press down the oscillation knob located on top of the motor housing. To stop oscillation, pull the knob up.
- **Tilt Adjustment:** The fan head can be tilted up or down to direct airflow. Loosen the adjustment knob

on the side of the fan head, adjust to the desired angle, and then tighten the knob securely.

- **Power Off:** Turn the speed control knob to the 'OFF' position or press the power button to switch off the fan. Unplug the fan from the outlet when not in use.

7. MAINTENANCE AND CLEANING

Regular cleaning helps maintain the fan's performance and extends its lifespan.

- **Before Cleaning:** Always unplug the fan from the power outlet.
- **Exterior Cleaning:** Wipe the exterior surfaces of the fan with a soft, damp cloth. Do not use abrasive cleaners or solvents.
- **Grille and Blades:** Dust can accumulate on the grilles and blades. For thorough cleaning, you may need to carefully remove the front grille. Refer to the assembly instructions in reverse for safe removal and reattachment. Use a soft brush or vacuum cleaner to remove dust from the blades and grilles.
- **Storage:** When not in use for extended periods, store the fan in a cool, dry place, preferably in its original packaging.

8. TROUBLESHOOTING

If you encounter issues with your fan, refer to the following common problems and solutions:

Problem	Possible Cause	Solution
Fan does not turn on.	No power supply.	Ensure the power cord is securely plugged into a working electrical outlet. Check the circuit breaker.
Weak airflow.	Dust accumulation on blades/grille.	Unplug the fan and clean the blades and grilles as described in the Maintenance section.
Fan makes unusual noise.	Loose parts or obstruction.	Unplug the fan. Check for any loose components or foreign objects caught in the blades or motor housing. Tighten any loose screws.
Oscillation not working.	Oscillation knob not engaged.	Ensure the oscillation knob on top of the motor housing is pressed down firmly.

If the problem persists after attempting these solutions, contact customer support.

9. SPECIFICATIONS





- **Model:** MTF1203
- **Type:** Table Desk Fan
- **Fan Size:** 12 inches
- **Brand:** MISTRAL
- **Material:** Acrylonitrile Butadiene Styrene
- **Product Dimensions:** 29D x 36W x 57H centimetres
- **Mounting Type:** Table/Floor Mount
- **Special Features:** Smooth Oscillation

- **Air Flow Capacity:** 39.96 Cubic Meters per Minute
- **Manufacturer:** Mistral

10. WARRANTY AND SUPPORT

For warranty information and customer support, please refer to the warranty card included with your product or visit the official Mistral website. Keep your purchase receipt as proof of purchase for any warranty claims.

Related Documents - MTF1203

 <p>SUP PUMP MSP 12 A1</p> <p>IAN 401002_2107</p>	<p>Mistral SUP Pump MSP 12 A1 User Manual</p> <p>Comprehensive user manual for the Mistral SUP Pump MSP 12 A1, detailing its features, operation, safety instructions, troubleshooting, and warranty information for inflating SUP boards.</p>
 <p>16" Stand Fan with Remote MSF1679R</p> <p>STAND FAN</p> <p>Please read this instruction manual thoroughly before operating and keep it for future reference.</p>	<p>Mistral 16" Stand Fan with Remote MSF1679R - User Manual & Safety Guide</p> <p>Comprehensive user manual and safety instructions for the Mistral 16" Stand Fan with Remote, model MSF1679R. Learn about assembly, operation, controls, and maintenance.</p>
 <p>Mistral</p> <p>The Wizard of Oz</p> <p>Manual English 2/1/2019</p> <p>ELAUT SYSTEMS</p>	<p>ELAUT Mistral & The Wizard of Oz Arcade Game Service Manual</p> <p>This service manual provides detailed operational, setup, and troubleshooting guidance for ELAUT's Mistral and The Wizard of Oz arcade games, featuring the IntraXion programming system.</p>
 <p>16" Stand Fan with Remote MSF1679R</p> <p>STAND FAN</p> <p>Please read this instruction manual thoroughly before operating and keep it for future reference.</p>	<p>Mistral 16" Stand Fan with Remote MSF1679R User Manual</p> <p>User manual for the Mistral 16" Stand Fan with Remote (Model MSF1679R), detailing safety instructions, product parts, assembly, operation via control panel and remote, modes, and maintenance procedures.</p>

	<p>Mistral SUP Active Inflatable Stand Up Paddle Board User Manual</p> <p>Comprehensive user manual for the Mistral SUP Active inflatable stand up paddle board. Includes setup, inflation, safety, usage, care, and repair instructions.</p>
	<p>Klarstein Mistral Hladilec zraka - Uporabniški priročnik in tehnični podatki</p> <p>Podroben uporabniški priročnik za hladilec zraka Klarstein Mistral (modeli 10040150, 10040151). Vključuje varnostna navodila, navodila za uporabo, čiščenje, odpravljanje težav in tehnične specifikacije.</p>