

Braun BG5350

Braun Series 5 Body Groomer BG5350 User Manual

Model: BG5350

IMPORTANT SAFETY INFORMATION

Please read all instructions carefully before using the Braun Series 5 Body Groomer BG5350. Retain this manual for future reference.

- The device is suitable for use in the shower or bath. For safety reasons, the device can only be used wirelessly. Disconnect the device from the mains before using it with water.
- This device is equipped with a special cable with an integrated power supply for safety low voltage. No parts must be replaced or altered, otherwise there is a risk of electric shock. Only use the special cable provided. If the device has the marking 492, any Braun power supply of codes 492-XXXX can be used.
- Never use the device with damaged or defective accessories such as trimmers, comb attachments, or the special cable set.
- The device must not be disassembled or opened. This device contains batteries that are not replaceable.
- This device can be used by children aged 8 and over and by persons with reduced physical, sensory, or mental abilities or lack of experience and/or knowledge if they have been supervised or instructed on the safe use of the device and have understood the resulting hazards.
- If the device is equipped with a hair cutting attachment, it can be used by children over 3 years under supervision for hair cutting. Children must not play with the device. Cleaning and user maintenance must not be performed by children unless supervised.
- For domestic use only. Keep the power supply and charging station dry.
- The trimmer head/body hair trimmer head must only be used with the comb attachment in sensitive areas. The body groomer head must only be used on dry skin and not in sensitive areas.
- Do not insert the ear and nose hair trimmer head further than 5 mm into your nose or ear.

PRODUCT OVERVIEW

The Braun Series 5 Body Groomer BG5350 is designed for efficient and comfortable body hair removal across various areas. It features advanced technology for skin protection and versatile attachments for different hair lengths.



The Braun Series 5 Body Groomer BG5350, a cordless, waterproof grooming device, shown with its main body and trimmer head. It features a sleek grey and black design with an orange accent.

Included Components

- 1x Body Groomer with Trimmer Head
- 1x Sensitive Comb Attachment
- 1x Sliding Comb Attachment (3-11 mm)
- 1x Charging Cable
- 1x Storage Bag

Key Features

- **SkinShield Technology:** Designed to minimize skin injuries and cuts for ultimate skin comfort.
- **Sensitive Comb Attachment:** Provides additional protection for delicate areas.

- **Adjustable Sliding Comb:** Offers multiple length settings from 3mm to 11mm.
- **100% Waterproof:** Suitable for wet or dry use, and easy to clean under running water.
- **Powerful Li-ion Battery:** Delivers up to 100 minutes of cordless runtime on a full charge.
- **Rustproof Blades:** Durable stainless steel blades for long-lasting performance.
- **Non-slip Handle:** Ensures secure grip even in wet conditions.

SETUP

Unboxing and Initial Inspection

Carefully remove all components from the packaging. Inspect the device and accessories for any signs of damage. Ensure all listed components are present.





The product packaging for the Braun BodyGroomer 5, showcasing its main features and included items.

Attaching and Removing Trimmer Heads/Combs

To attach a trimmer head or comb, align it with the main unit and gently push until it clicks into place. To remove, twist or pull the attachment off the main unit, depending on the attachment type.



Peine Zonas Sensibles



A close-up of the sensitive comb attachment for the Braun Series 5 Body Groomer, which helps protect the skin during trimming, especially in delicate areas.

CHARGING

The Braun Series 5 Body Groomer is powered by a rechargeable Li-ion battery. Ensure the device is fully charged before its first use.

- Connect the provided charging cable to the device and a suitable power source.
- The LED charging indicator will show the charging status.
- A full charge provides approximately 100 minutes of cordless operation.
- Do not charge the device in wet conditions. Ensure the device and charging cable are dry before connecting.

OPERATING INSTRUCTIONS

General Trimming


Select the desired comb attachment (sensitive or sliding 3-11mm) based on your preferred hair length. Turn on the device and move it against the direction of hair growth for optimal results.



A detailed view of the SkinShield technology blade on the Braun Series 5 Body Groomer, designed to minimize nicks and cuts for enhanced skin comfort.

Trimming Specific Body Areas

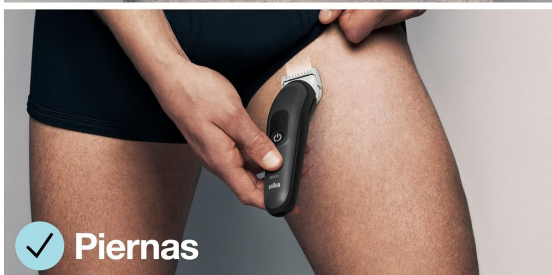

The Braun Series 5 Body Groomer is suitable for various body parts, including the chest, armpits, legs, and intimate areas. Always use a comb attachment when trimming sensitive areas to protect the skin.



A man demonstrates using the Braun Series 5 Body Groomer for hair removal on his armpit and chest, highlighting its versatility for different body areas.



A man uses the Braun Series 5 Body Groomer for precise trimming in the intimate area and on his legs, emphasizing its gentle design for sensitive skin.



This image shows the Braun Series 5 Body Groomer being used on sensitive areas and legs, illustrating its

suitability for various body parts.

MAINTENANCE AND CLEANING

Regular cleaning ensures optimal performance and hygiene of your body groomer.

- The device is 100% waterproof. After each use, rinse the trimmer head and comb attachments under running water.
- For a more thorough cleaning, detach the trimmer head and use the provided cleaning brush to remove any trapped hairs.
- Ensure the device is completely dry before storing or recharging.
- Store the device and all accessories in the provided storage bag to protect them from damage.

TROUBLESHOOTING

If you encounter any issues with your Braun Series 5 Body Groomer, refer to the following common solutions:

- **Device not turning on:** Ensure the battery is charged. Connect the device to the charger and allow it to charge for at least 30 minutes before attempting to turn it on again.
- **Reduced trimming performance:** Clean the trimmer head and comb attachments thoroughly to remove any accumulated hair or debris. Ensure the blades are not damaged.
- **Device stops during use:** The battery might be low. Recharge the device.
- **Skin irritation:** Ensure you are using the appropriate comb attachment for sensitive areas. Trim against the direction of hair growth gently. If irritation persists, consult a dermatologist.

If the problem persists after trying these steps, please contact Braun customer support.

SPECIFICATIONS

Feature	Detail
Model Number	BG5350
Brand	Braun
Power Source	Battery Powered
Battery Type	1 Lithium Ion (included)
Battery Life	100 minutes
Special Features	Cordless, SkinShield Technology, Waterproof

Recommended Use	Body
Blade Material	Stainless Steel
Item Weight	0.33 Kilograms
Colour	Gray
Country of Origin	Germany

WARRANTY AND SUPPORT

For warranty information, product registration, or further assistance, please refer to the official Braun website or contact their customer support directly. Keep your proof of purchase for any warranty claims.

Online resources and FAQs may also be available on the Braun website to help with common queries and product usage tips.