



Manuals.plus /

› HoMedics /

› HoMedics Total Recline Massage Cushion User Manual

HoMedics MCS-1010HJ

HoMedics Total Recline Massage Cushion User Manual

Model: MCS-1010HJ

INTRODUCTION

Thank you for purchasing the HoMedics Total Recline Massage Cushion. This manual provides essential information for the safe and effective use of your new massage cushion. Please read all instructions carefully before use and retain this manual for future reference.

The HoMedics Total Recline Massage Cushion is designed to provide a versatile and customizable massage experience, whether you are sitting up, leaning back, or lying down. It features deep-kneading shiatsu massage, soothing heat, SmartScan height detection for personalized neck and shoulder massage, Air Flex technology for lumbar stretch, and seat vibration.

IMPORTANT SAFETY INFORMATION

When using electrical products, especially when children are present, basic safety precautions should always be followed, including the following:

- **READ ALL INSTRUCTIONS BEFORE USING.**
- **DANGER** - To reduce the risk of electric shock:
 - Always unplug the appliance from the electrical outlet immediately after using and before cleaning.
 - Do not reach for an appliance that has fallen into water. Unplug it immediately.
 - Do not use while bathing or in a shower.
 - Do not place or store appliance where it can fall or be pulled into a tub or sink.
 - Do not place in or drop into water or other liquid.
- **WARNING** - To reduce the risk of burns, fire, electric shock, or injury to persons:
 - An appliance should never be left unattended when plugged in. Unplug from outlet when not in use and before putting on or taking off parts or attachments.
 - Close supervision is necessary when this appliance is used by, on, or near children, invalids, or disabled persons.

- Use this appliance only for its intended use as described in this manual. Do not use attachments not recommended by HoMedics.
- Never operate this appliance if it has a damaged cord or plug, if it is not working properly, if it has been dropped or damaged, or dropped into water. Return it to a HoMedics Service Center for examination and repair.
- Keep cord away from heated surfaces.
- Never use while sleeping.
- Never drop or insert any object into any opening.
- Do not operate where aerosol (spray) products are being used or where oxygen is being administered.
- Do not use on or near eyes or other highly sensitive areas.
- Do not operate under a blanket or pillow. Excessive heating can occur and cause fire, electric shock, or injury to persons.
- Do not carry this appliance by supply cord or use cord as a handle.
- To disconnect, turn all controls to the "OFF" position, then remove plug from outlet.
- This appliance is designed for household use only.
- Do not use this massager directly on swollen or inflamed areas or skin eruptions.
- Do not use this massager as a substitute for medical attention.
- This appliance is not intended for use by persons (including children) with reduced physical, sensory or mental capabilities, or lack of experience and knowledge, unless they have been given supervision or instruction concerning use of the appliance by a person responsible for their safety.
- Children should be supervised to ensure that they do not play with the appliance.

CAUTION: All servicing of this massager must be performed by authorized HoMedics Service Personnel only.

MEDICAL CAUTIONS:

- Consult your doctor before using this product if:
 - You are pregnant.
 - You have a pacemaker.
 - You have any concerns regarding your health.
- Not recommended for use by diabetics.
- Never leave the appliance unattended, especially if children are present.
- Never cover the appliance when it is in operation.
- Do not use this product for more than 15 minutes at a time. Extensive use could lead to the product's excessive heating and shorter life. Should this occur, discontinue use and allow the unit to cool before operating.

PRODUCT OVERVIEW

The HoMedics Total Recline Massage Cushion is designed for versatility and comfort. It integrates several advanced features to provide a comprehensive massage experience.

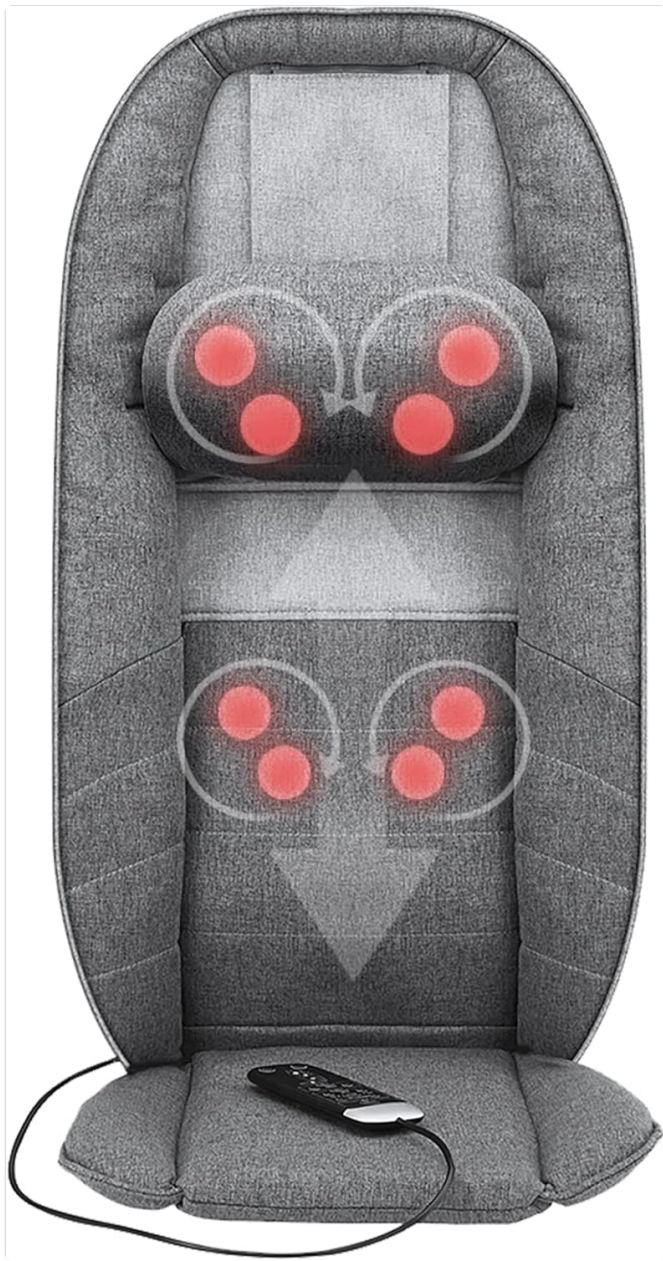


Image: Top-down view of the HoMedics Total Recline Massage Cushion, showing the shiatsu massage nodes for the upper and lower back, and the wired remote control at the bottom.

HoMedics

We believe self-care is the purest form of health care. Our products are designed so that everybody can achieve their optimal state of well-being.

breathe better

sleep better

feel better

renew better

Image: A woman sitting comfortably in the HoMedics Total Recline Massage Cushion, demonstrating its use in an upright position. The image highlights the cushion's ergonomic design and comfort.

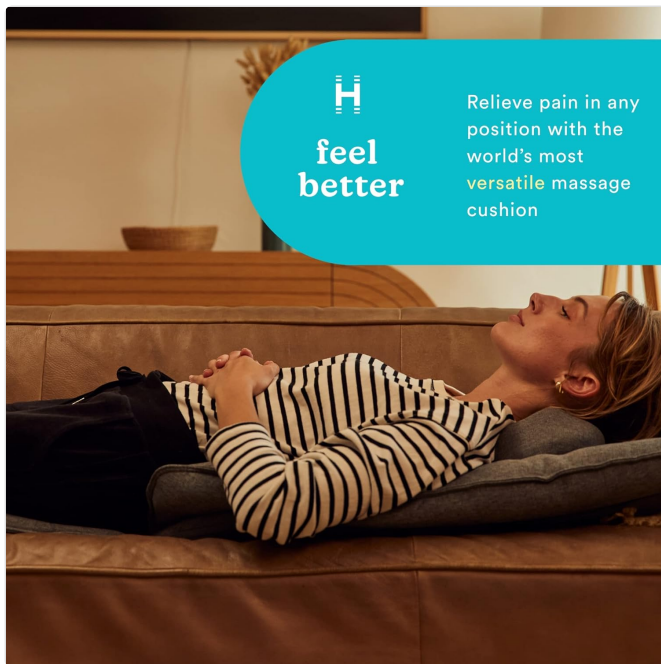


Image: A woman lying on her back on a couch, using the HoMedics Total Recline Massage Cushion. This illustrates the cushion's versatility for use in a reclined or lying position.

restful recovery

Pressure sensors detect your height
(up to 6'7"), then adjust for a custom
neck & shoulder massage

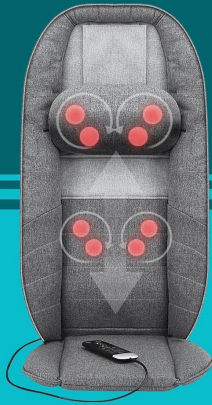


Image: Close-up of the wired remote control for the HoMedics Total Recline Massage Cushion, showing buttons for neck, back, spot, speed, air cushion, and seat vibrate functions.

Key Features:

- **Versatility:** Use in sitting, leaning back, or lying down positions.
- **Deep-Kneading Shiatsu Massage:** Two speeds of shiatsu massage with nodes that travel up and down the entire back.
- **SmartScan Technology:** Detects user height (up to 6'7") for a custom neck and shoulder massage.
- **Air Flex Technology:** Supports and stretches the lower back to release tension.
- **Seat Vibration Massage:** Three speeds to loosen glute muscles.
- **Soothing Heat:** Provides added comfort and deeper relaxation.
- **Premium Fabric & Extra Cushion:** Designed for enhanced comfort.

SETUP AND ASSEMBLY

Your HoMedics Total Recline Massage Cushion comes fully assembled and ready for use. Follow these steps to set up your cushion:

1. **Unpack the Unit:** Carefully remove the massage cushion from its packaging. Retain all packaging materials for storage or future transport.
2. **Choose a Location:** Place the massage cushion on a suitable surface such as a chair, couch, or floor. Ensure the surface is stable and allows for comfortable positioning, whether sitting upright, leaning back, or lying down.
3. **Connect Power:** Locate the power adapter. Plug the small end of the adapter into the input jack on the side of the massage cushion. Then, plug the other end of the power adapter into a 120-volt AC electrical outlet.
4. **Position Yourself:** Sit or lie comfortably on the massage cushion. Ensure your back is aligned with the cushion for optimal massage coverage.

Note: The cushion is designed to be used in various positions. Experiment to find the most comfortable and effective position for your massage needs.

OPERATING INSTRUCTIONS

The HoMedics Total Recline Massage Cushion is operated using the attached wired remote control. Familiarize yourself with the control panel before use.

restful recovery

Pressure sensors detect your height
(up to 6'7"), then adjust for a custom
neck & shoulder massage




Image: Detailed view of the remote control, highlighting its various buttons for massage customization.

Remote Control Functions:

Button/Feature	Description
POWER	Turns the massage cushion ON/OFF.
NECK	Activates/deactivates the neck massage. Press again to change direction of rotation.
HEIGHT (Up/Down Arrows)	Adjusts the height of the neck massage nodes for personalized fit.
BACK (Full/Upper/Lower)	Selects the back massage zone: Full back, Upper back, or Lower back.
SPOT (Up/Down Arrows)	Allows you to pinpoint the shiatsu massage to a specific area of your back. Use arrows to move the massage nodes up or down.
SPEED (Low/High)	Adjusts the speed of the shiatsu massage nodes (Low or High).
AIR CUSHION	Activates/deactivates the Air Flex lumbar support and stretch function.
HEAT	Activates/deactivates soothing heat for the back massage. An indicator light will illuminate when heat is active.
SEAT VIBRATE (Low/Med/High)	Activates/deactivates and adjusts the intensity of the seat vibration massage (Low, Medium, or High).

Using SmartScan Technology:

The SmartScan feature automatically detects your height to provide a customized neck and shoulder massage. When you first activate the neck massage, the nodes will scan your back to determine the optimal height. You can fine-tune this using the HEIGHT adjustment buttons on the remote.



Image: Diagram illustrating how the SmartScan technology detects user height to adjust the neck and shoulder massage nodes for a personalized fit.

Recommended Usage:

It is recommended to use the massage cushion for no more than 15 minutes at a time. Prolonged use may cause the unit to overheat and shorten its lifespan. If the unit becomes excessively hot, discontinue use and allow it to cool down before resuming.

MAINTENANCE AND CARE

Proper maintenance ensures the longevity and optimal performance of your HoMedics Total Recline Massage Cushion.

Cleaning:

- Always unplug the unit from the electrical outlet before cleaning.
- Wipe the cushion with a soft, damp cloth.
- Never use abrasive cleaners, brushes, gasoline, kerosene, glass/furniture polish, or paint thinner to clean the

massager.

- Do not immerse the unit in water or any other liquid.

Storage:

- Place the massager in its box or in a safe, dry, cool place.
- Avoid contact with sharp edges or pointed objects which might cut or puncture the fabric surface.
- Do not wrap the power cord around the unit.

TROUBLESHOOTING

If you experience issues with your HoMedics Total Recline Massage Cushion, refer to the following common problems and solutions:

Problem	Possible Cause	Solution
Unit does not turn on.	Not properly plugged in. Power outlet is not functioning.	Ensure the power adapter is securely plugged into both the cushion and a working electrical outlet. Try a different outlet.
Massage nodes stop moving or are weak.	Unit has overheated. Obstruction in mechanism.	Turn off the unit and unplug it. Allow it to cool down for at least 30 minutes before attempting to use again. Check for any foreign objects obstructing the massage mechanism.
Heat function is not working.	Heat function not activated. Unit not fully warmed up.	Ensure the HEAT button on the remote is pressed and the indicator light is on. Allow a few minutes for the heat to become noticeable.
Neck massage not at correct height.	SmartScan needs adjustment.	Use the HEIGHT adjustment arrows on the remote to manually position the neck massage nodes to your preferred height.
Air Flex lumbar not inflating/deflating.	Air Cushion function not activated.	Ensure the AIR CUSHION button on the remote is pressed.

If the problem persists after trying these solutions, please contact HoMedics Customer Service for assistance.

SPECIFICATIONS

Feature	Detail
Model Number	MCS-1010HJ
Product Dimensions (L x W x H)	29.92 x 8.26 x 17.91 inches
Item Weight	18.5 Pounds (295.98 Ounces)
Power Source	Adapter (120V AC)
Material	Silicone (massage nodes), Fabric (cushion exterior)
Massage Styles	Deep-Kneading Shiatsu, Seat Vibration
Special Features	SmartScan Height Detection, Air Flex Lumbar Stretch, Soothing Heat

WARRANTY AND CUSTOMER SUPPORT

Limited Warranty:

HoMedics sells its products with the intent that they are free of defects in manufacture and workmanship for a period of two years from the date of original purchase, except as noted below. HoMedics warrants that its products will be free of defects in material and workmanship under normal use and service. This warranty extends only to consumers and does not extend to Retailers.

To obtain warranty service on your HoMedics product, contact a Consumer Relations Representative by telephone at 1-800-466-3342 for assistance. Please make sure to have the model number of the product available.

HoMedics does not authorize anyone, including, but not limited to, Retailers, the subsequent consumer purchaser of the product from a Retailer or remote purchasers, to obligate HoMedics in any way beyond the terms set forth herein. This warranty does not cover damage caused by misuse or abuse; accident; the attachment of any unauthorized accessory; alteration to the product; improper installation; unauthorized repairs or modifications; improper use of electrical/power supply; loss of power; dropped product; malfunction or damage of an operating part from failure to provide manufacturer's recommended maintenance; transportation damage; theft; neglect; vandalism; or environmental conditions; loss of use during the period the product is at a repair facility or otherwise awaiting parts or repair; or any other conditions whatsoever that are beyond the control of HoMedics.

This warranty is effective only if the product is purchased and operated in the country in which the product is purchased. A product that requires modifications or adoption to enable it to operate in any other country than the country for which it was designed, manufactured, approved and/or authorized, or repair of products damaged by these modifications is not covered under this warranty.

THE WARRANTY PROVIDED HEREIN SHALL BE THE SOLE AND EXCLUSIVE WARRANTY. THERE SHALL BE NO OTHER WARRANTIES EXPRESS OR IMPLIED INCLUDING ANY IMPLIED WARRANTY OF MERCHANTABILITY OR FITNESS OR ANY OTHER OBLIGATION ON THE PART OF THE COMPANY WITH RESPECT TO PRODUCTS COVERED BY THIS WARRANTY. HOMEDICS SHALL HAVE NO LIABILITY FOR ANY INCIDENTAL, CONSEQUENTIAL OR SPECIAL DAMAGES. IN NO EVENT SHALL THIS WARRANTY REQUIRE MORE THAN THE REPAIR OR REPLACEMENT OF ANY PART OR PARTS WHICH ARE FOUND TO BE DEFECTIVE WITHIN THE EFFECTIVE PERIOD OF THE WARRANTY. NO REFUNDS WILL BE GIVEN. IF REPLACEMENT PARTS FOR DEFECTIVE MATERIALS ARE NOT AVAILABLE, HOMEDICS RESERVES THE RIGHT TO MAKE PRODUCT SUBSTITUTIONS IN LIEU OF REPAIR OR REPLACEMENT.

This warranty does not extend to the purchase of opened, used, repaired, repackaged and/or resealed products, including but not limited to sale of such products on Internet auction sites and/or sales of such products by surplus or bulk resellers. Any and all warranties or guarantees shall immediately cease and terminate as to any products or parts thereof which are

repaired, replaced, altered, or modified, without the prior express and written consent of HoMedics.

This warranty provides you with specific legal rights. You may have additional rights which may vary from state to state. Because of individual state regulations, some of the above limitations and exclusions may not apply to you.

Customer Support:

For further assistance, product information, or to order replacement parts, please contact HoMedics Consumer Relations:

- **Website:** www.homedics.com
- **Phone:** 1-800-466-3342 (Monday – Friday, 8:30 am – 7:00 pm EST)
- **Email:** cservice@homedics.com