

Manuals+

[Q & A](#) | [Deep Search](#) | [Upload](#)

manuals.plus /

› [VASAGLE](#) /

› [VASAGLE 6-Tier Bookshelf Industrial Style Storage Rack \(Model SL5\) - Instruction Manual](#)

VASAGLE SL5

VASAGLE 6-Tier Bookshelf Industrial Style Storage Rack

Model: SL5 (LLS082B01)

1. INTRODUCTION

Thank you for choosing the VASAGLE 6-Tier Bookshelf. This manual provides essential information for the safe assembly, operation, and maintenance of your new storage rack. Please read these instructions carefully before assembly and retain them for future reference.

Important Safety Information

- Children are forbidden to climb on the product or play with it.
- For safety reasons, always fix the product to the wall using the provided anti-tipping device.
- Do not exceed the maximum static load capacity per shelf or the total maximum static load capacity.
- Ensure all screws and fasteners are securely tightened before use. Periodically check and re-tighten if necessary.

2. PACKAGE CONTENTS

Please verify that all components listed below are present in your package:

- 1 x Storage Shelf Unit
- 1 x Assembly Kit (includes all necessary screws and tools)
- 1 x Anti-Tipping Device
- 1 x Instruction Manual

3. ASSEMBLY INSTRUCTIONS


Follow these steps to assemble your VASAGLE 6-Tier Bookshelf. All parts are marked for easy identification, and detailed diagrams are included in the printed manual.

1. **Unpack and Identify Parts:** Carefully remove all components from the packaging. Lay them out on a clean, soft surface to prevent scratches. Identify each part using the provided labels.
2. **Assemble the Frame:** Connect the steel frame components according to the diagrams. Ensure all connections are firm. The robust steel frame provides a stable foundation for the bookshelf.
3. **Attach Shelves:** Securely attach the particleboard shelves to the frame. Ensure they are level and all screws are tightened.
4. **Install X-Bars:** Attach the X-shaped reinforcement bars to the back of the unit. These bars enhance stability and prevent wobbling.
5. **Adjust Feet:** The bookshelf is equipped with adjustable feet. Once assembled, place the unit in its desired location and adjust the feet to ensure the shelf is stable and level on uneven floors.
6. **Secure with Anti-Tipping Device:** For maximum safety, especially in households with children or pets, attach the anti-tipping device to the wall. This prevents accidental tipping of the unit.


Stable et sûr



Renforcé avec des barres en X



Pieds réglables pour la stabilité



Kit anti-basculement pour la sécurité

Figure 3.1: Stability Features. This image illustrates the X-shaped reinforcement bars, adjustable feet for leveling, and the anti-tipping kit designed to secure the bookshelf to a wall, enhancing overall stability and safety.

Bonne capacité de charge

L'étagère supporte jusqu'à 50 kg au total



Figure 3.2: Robust Steel Frame. A detailed view of the bookshelf's robust steel frame, highlighting its construction with an anti-rust coating and powder-treated finish for durability.

4. OPERATING INSTRUCTIONS

The VASAGLE 6-Tier Bookshelf is designed for versatile storage and display in various rooms.

Usage Guidelines

- **Load Capacity:** Each shelf can support a maximum static load of 10 kg (22 lbs). The total maximum static

load capacity for the entire unit is 50 kg (110 lbs). Distribute weight evenly across the shelves.

- **Placement:** Ideal for displaying books, decorations, plants, and other personal items in living rooms, bedrooms, offices, or studios.
- **Stability:** Always ensure the adjustable feet are properly set to maintain balance. The anti-tipping device must be installed for optimal safety.

Acier robuste

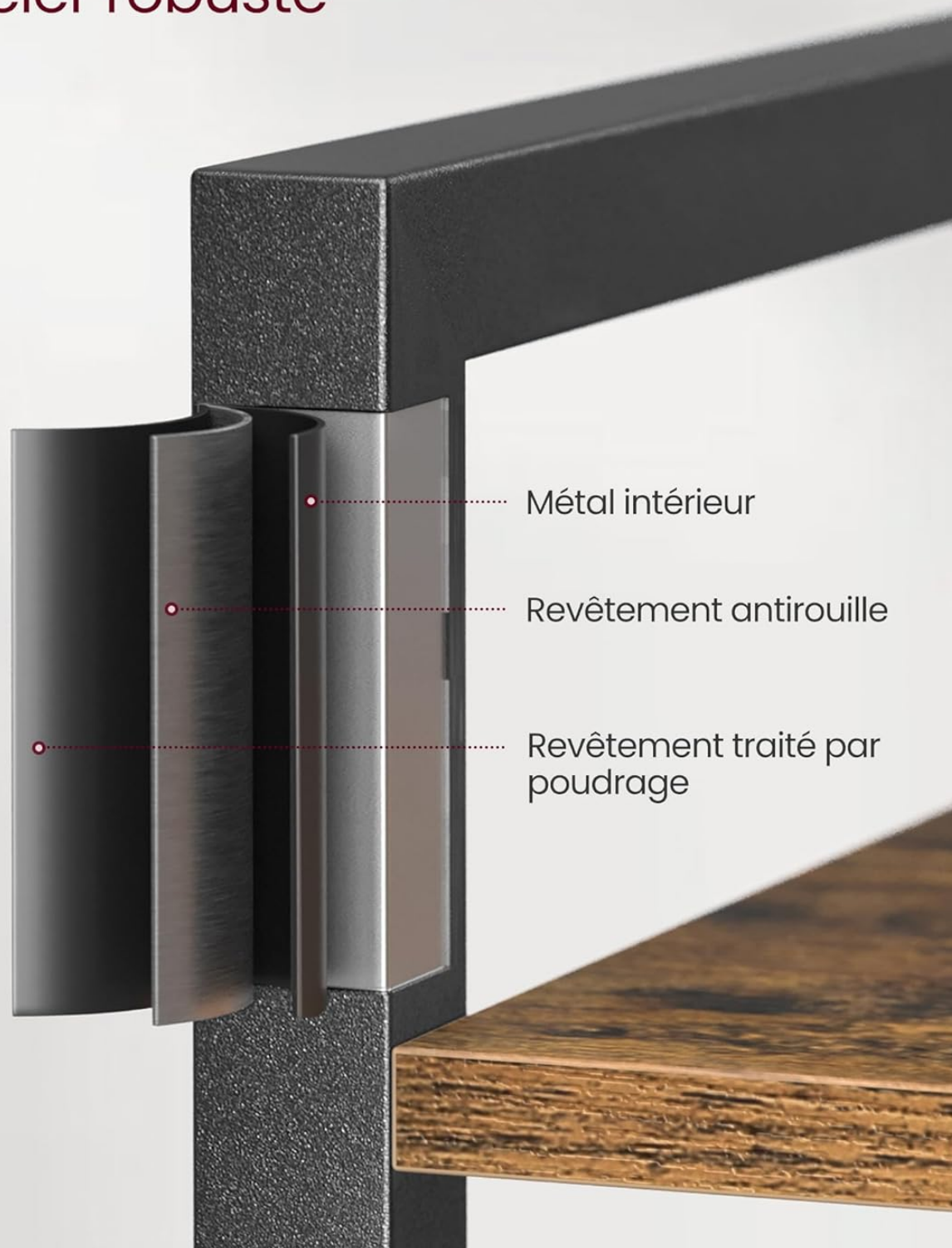


Figure 4.1: Load Capacity Demonstration. This image illustrates the bookshelf's good load capacity, showing kettlebells placed on the shelves to demonstrate its ability to hold substantial weight.





Figure 4.2: Bookshelf in Use. A full view of the 6-tier bookshelf, showcasing its capacity to hold various items such as books, plants, and decorative objects, demonstrating its practical application in a living space.

Rangement ordonné et présentation élégante

Pour ranger et exposer vos affaires



Figure 4.3: Organized Storage and Elegant Display. This image presents two bookshelves, one used for kitchen items and the

other for plants, illustrating how the unit facilitates organized storage and elegant display of diverse items.

5. MAINTENANCE

Proper care will ensure the longevity and appearance of your VASAGLE bookshelf.

Cleaning and Care

- **Cleaning:** The shelves are made of quality particleboard with a melamine finish, making them easy to clean. Wipe surfaces with a soft, damp cloth. Avoid harsh chemicals or abrasive cleaners.
- **Spills:** Immediately wipe up any spills to prevent damage to the surface.
- **Inspection:** Periodically check all screws and connections to ensure they remain tight. Re-tighten if necessary.
- **Environment:** Avoid placing the bookshelf in direct sunlight or near heat sources to prevent material degradation.

Panneaux mélaminés de qualité.



Facile à nettoyer



Résistant à l'usure

Figure 5.1: Quality Melamine Panels. This image highlights the quality melamine panels, demonstrating their easy-to-clean surface and resistance to wear, ensuring durability and simple maintenance.

6. TROUBLESHOOTING

If you encounter any issues with your bookshelf, refer to the following common solutions:

- **Wobbling/Instability:**
 - Ensure all assembly screws are fully tightened.
 - Adjust the leveling feet at the bottom of the unit to compensate for uneven floors.

- Verify that the anti-tipping device is securely installed and attached to the wall.
- **Missing Parts:** If any parts are missing from your package, please contact customer support immediately with your purchase details.
- **Damaged Parts:** If any components arrived damaged, do not proceed with assembly. Contact customer support for replacement parts.

7. SPECIFICATIONS

Feature	Detail
Brand	VASAGLE
Model Number	SL5 (LLS082B01)
Color	Rustic Brown + Black
Dimensions (D x W x H)	30 x 80 x 186 cm (11.8 x 31.5 x 73.2 inches)
Item Weight	15 kg (33 lbs)
Material	Engineered Wood (Particleboard), Alloy Steel
Number of Tiers	6
Max Static Load per Shelf	10 kg (22 lbs)
Total Max Static Load Capacity	50 kg (110 lbs)
Special Features	Adjustable Feet, Anti-Tipping Device, X-Bars Reinforcement
Mounting Type	Floor Mount

↓↓↓
Capacité de charge statique maximale totale
90 kg



Figure 7.1: Product Dimensions and Load Capacity. This diagram provides a clear overview of the bookshelf's dimensions (186 cm height, 80 cm width, 30 cm depth) and indicates a total static load capacity of 90 kg (Note: The product description states 50kg, please adhere to the lower, more conservative value of 50kg for safety).

8. WARRANTY AND SUPPORT

For any questions, concerns, or issues regarding your VASAGLE 6-Tier Bookshelf, please contact the seller or VASAGLE customer support. Please have your purchase information and model number (SL5) ready when contacting support.

While specific warranty details are not provided in this manual, most products come with a standard manufacturer's

warranty against defects in materials and workmanship. Refer to your purchase documentation or contact the seller for detailed warranty information.



© 2025 VASAGLE. All rights reserved.
VASAGLE is a brand of SONGMICS HOME.