

[Manuals.plus](#) /

> [A11N SPORTS](#) /

> A11N Outdoor Volleyball and Badminton Combo Set Instruction Manual

A11N SPORTS B09KTZWHHR

A11N Outdoor Volleyball and Badminton Combo Set Instruction Manual

Model: B09KTZWHHR

PRODUCT OVERVIEW

The A11N Outdoor Volleyball and Badminton Combo Set is designed for versatile outdoor play, offering both volleyball and badminton functionalities. This comprehensive set includes all necessary components for quick setup and enjoyment, featuring a height-adjustable net, durable construction, and portable design.

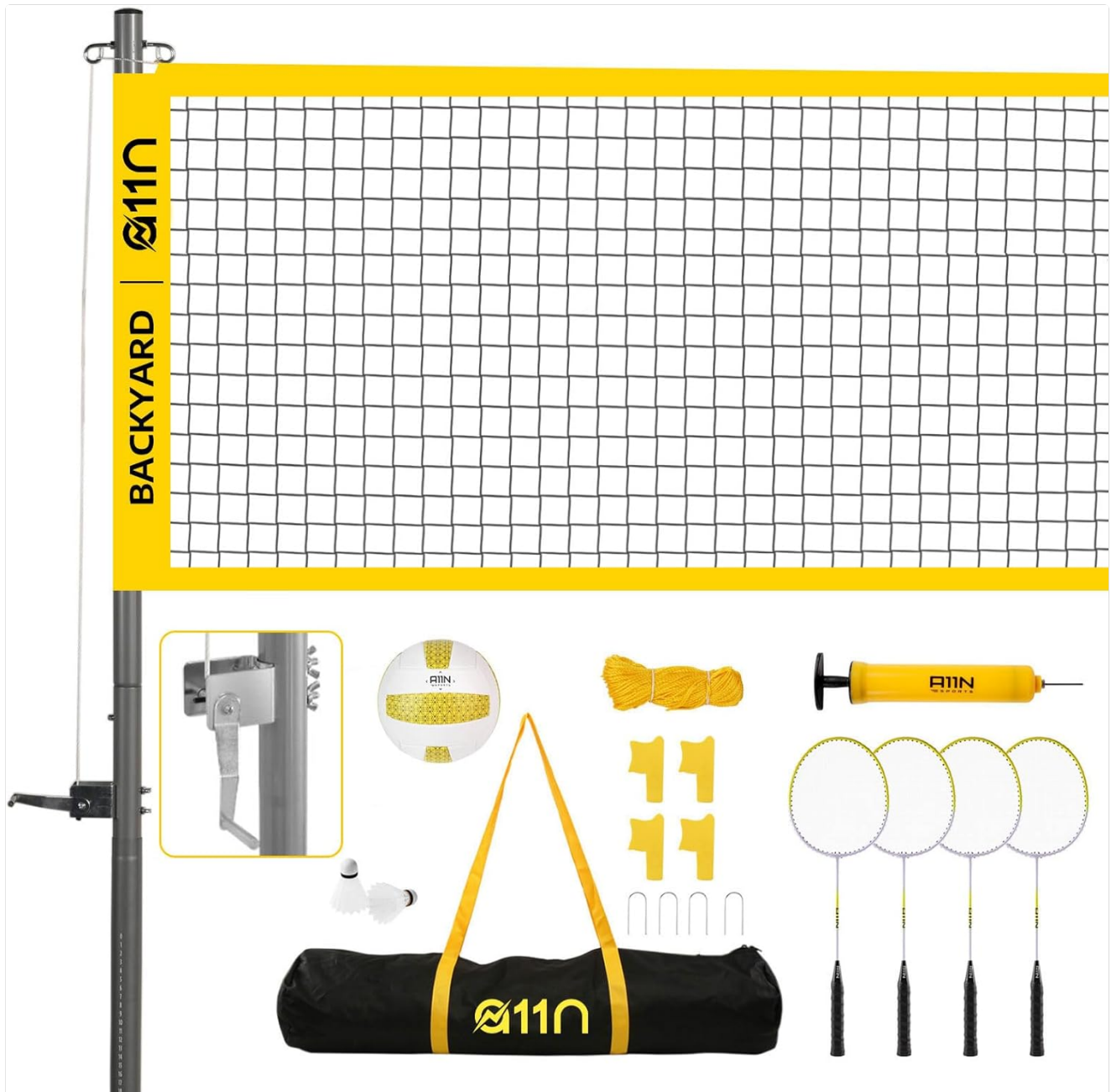


Image: All components of the A11N Outdoor Volleyball and Badminton Combo Set, including the net, poles, volleyball, air pump, badminton rackets, shuttlecocks, boundary line, and carrying bag.

The set is built with robust materials, including thick steel posts and a high-density polyethylene net, ensuring longevity and stability during play. Its anti-sagging net system, equipped with a hand winch, allows for easy tension adjustment, keeping the net taut and straight for optimal performance.

SETUP INSTRUCTIONS

Assembling the A11N Combo Set is straightforward and requires no additional tools. Follow these steps for a quick and easy setup:

- 1. Unpack Components:** Carefully remove all items from the carrying bag. Verify that all components listed in the "Product Overview" section are present.
- 2. Assemble Poles:** Connect the sections of the steel poles. Ensure they are securely fitted.

3. **Attach Net:** Secure the net to the assembled poles. The net measures 6.7 meters (22 feet) in length.
4. **Adjust Height:** The net height can be adjusted to 6 feet, 7 feet, or 8 feet (1.8m, 2.1m, or 2.4m) depending on whether you are playing badminton or volleyball, and for different player heights.
5. **Secure with Guide Ropes and Stakes:** Use the durable PE guide ropes and metal stakes to firmly anchor the poles and maintain net stability.
6. **Tension the Net:** Utilize the hand winch system to adjust the net tension. Turn the handle to tighten the net until it is taut and straight, preventing sagging during play.
7. **Set Boundary Lines:** Lay out the boundary line to define the playing area.
8. **Inflate Volleyball:** Use the provided air pump to inflate the volleyball to the recommended pressure.

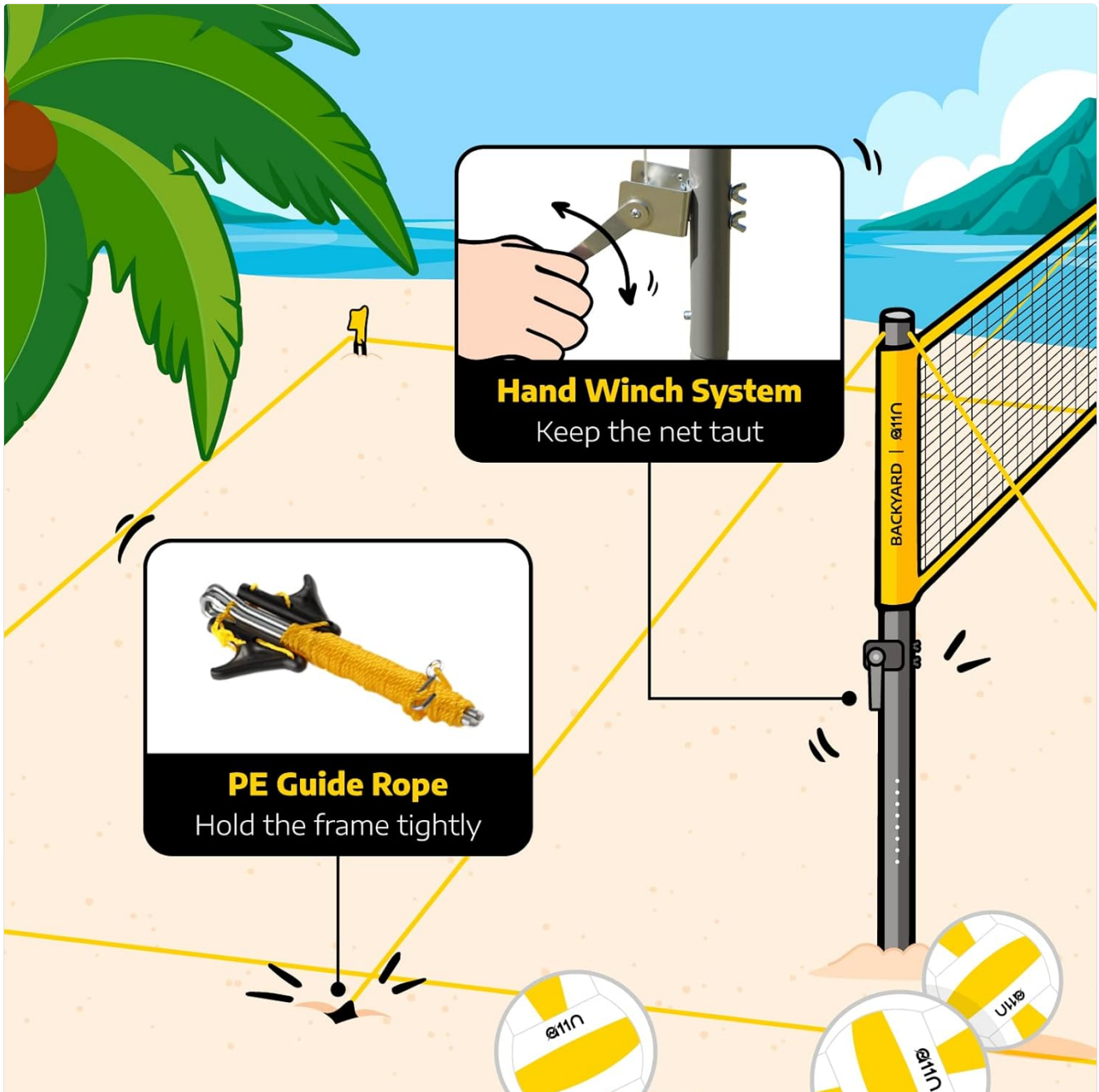


Image: Detailed view of the Hand Winch System, used to keep the net taut, and the PE Guide Rope with stakes, designed to hold the frame tightly.

Premium Materials for Durability

1



**THICK STEEL
POST**

2



**HAND WINCH
SYSTEM**

Keep the net taut

3



**BUILT-IN SCORE
MARKER**

4



PE GUIDE ROPE

Hold the frame tightly

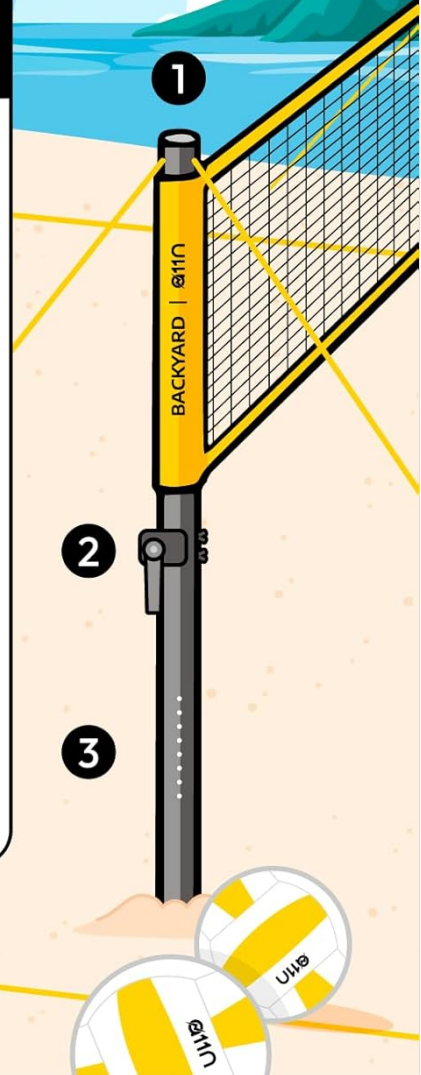


Image: Illustration of the premium components, including the thick steel post for durability, the hand winch system for net tension, a built-in score marker, and the robust PE guide rope.

OPERATING THE SET

The A11N Combo Set is designed for both volleyball and badminton, offering adjustable heights to suit different games and players.

- **Volleyball Play:** For volleyball, the net can be set to 7 feet (2.1m) for women or 8 feet (2.4m) for men. Use the included volleyball and adjust the net height accordingly.
- **Badminton Play:** For badminton, the net should be set to 6 feet (1.8m). Use the four provided badminton rackets and two shuttlecocks for play.
- **Portability:** The entire set can be conveniently packed into the included carrying bag, making it highly portable for use in various outdoor locations such as backyards, parks, or beaches.

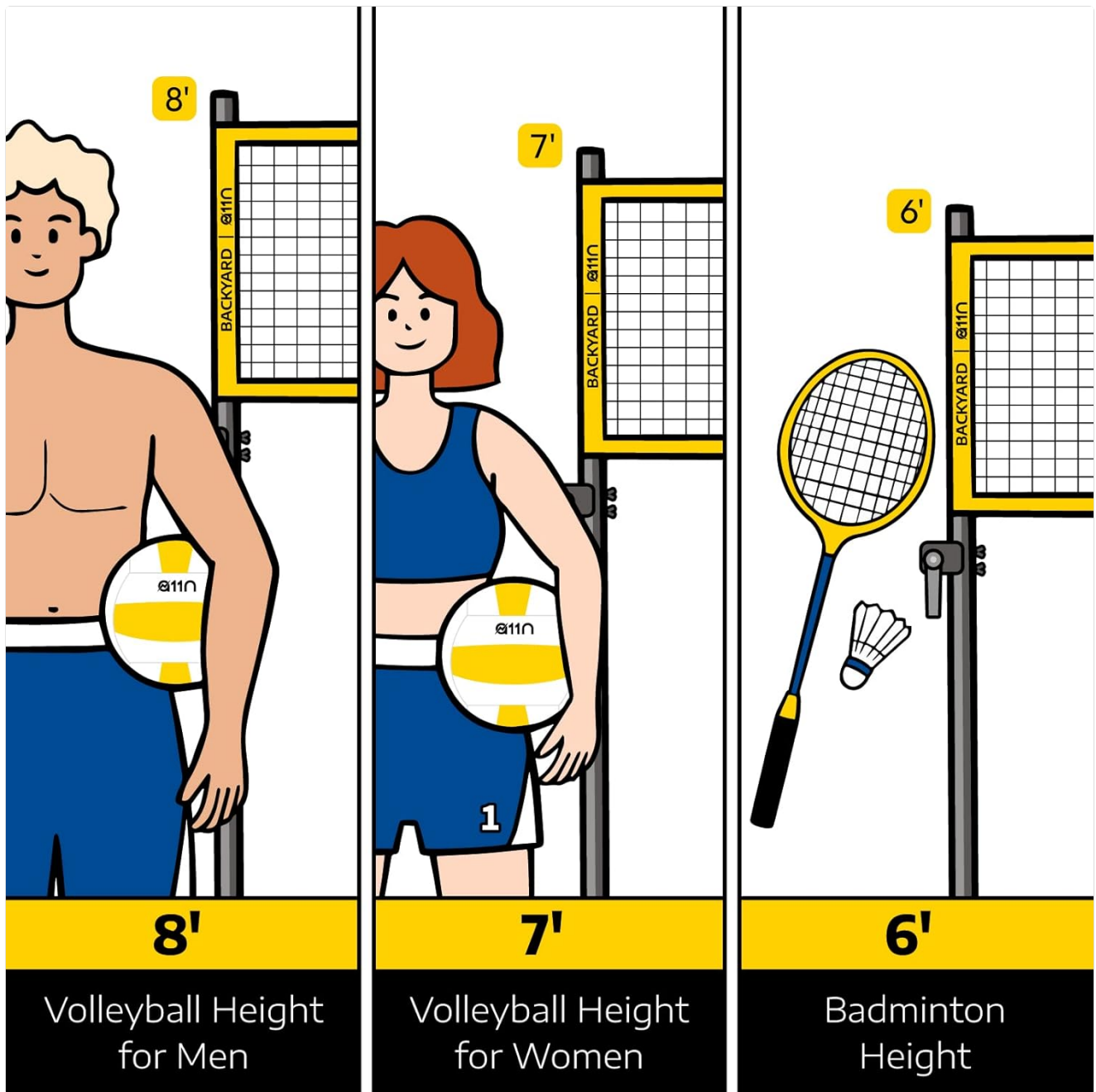


Image: Visual guide demonstrating the optimal net heights: 8 feet for men's volleyball, 7 feet for women's volleyball, and 6 feet for badminton.

2-in-1 NET

FOR BADMINTON & VOLLEYBALL GAME




Image: Depiction of the versatile 2-in-1 net, suitable for both volleyball and badminton games, showcasing its adaptability for different sports.

SUITABLE FOR PLAYING ON

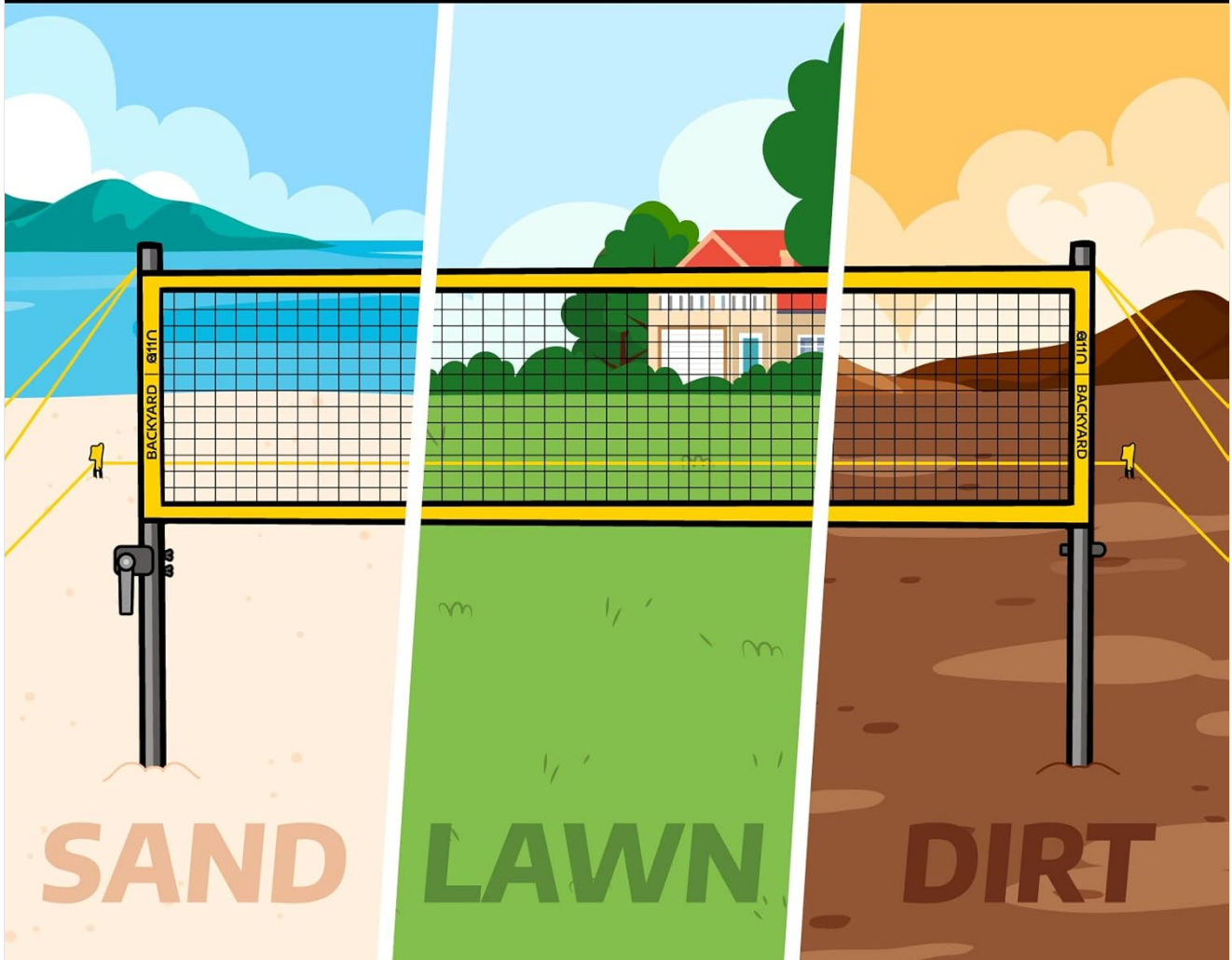


Image: Visual representation indicating that the A11N Combo Set is suitable for playing on various outdoor surfaces, including sand, lawn, and dirt.

MAINTENANCE

To ensure the longevity and optimal performance of your A11N Outdoor Volleyball and Badminton Combo Set, follow these maintenance guidelines:

- **Cleaning:** After use, especially if playing on sandy or dirty surfaces, wipe down the poles and net with a damp cloth to remove any debris. Allow all components to dry completely before storing.
- **Storage:** When not in use, disassemble the set and store all components in the provided carrying bag. Store the bag in a cool, dry place away from direct sunlight and extreme temperatures to prevent material degradation.
- **Net Tension:** Periodically check the net tension. If the net appears to sag, use the hand winch system to re-

tighten it.

- **Component Inspection:** Regularly inspect all components, including poles, net, ropes, and stakes, for any signs of wear, damage, or corrosion. Replace any damaged parts immediately to ensure safety and performance.
- **Volleyball/Shuttlecock Care:** Keep the volleyball inflated to the correct pressure. Store shuttlecocks in their container to protect their feathers.

TROUBLESHOOTING

This section addresses common issues you might encounter with your A11N Outdoor Volleyball and Badminton Combo Set.

- **Net Sagging:** If the net sags during play, ensure the poles are firmly anchored with the guide ropes and stakes. Use the hand winch system to increase tension until the net is taut.
- **Poles Unstable:** Ensure all pole sections are fully connected and locked into place. Verify that the guide ropes are properly secured and stakes are driven deep enough into the ground. Adjust the angle of the guide ropes for maximum stability.
- **Difficulty Inflating Volleyball:** Check that the needle of the air pump is fully inserted into the valve of the volleyball. Ensure the pump is functioning correctly.
- **Missing Components:** Before initial setup, verify all components against the packing list. If any parts are missing, contact A11N SPORTS customer support.

SPECIFICATIONS

Feature	Detail
Model Color	Yellow
Main Material	High-Density Polyethylene (HDPE)
Included Components	2 Shuttlecocks, 4 Badminton Rackets, Net, Boundary Line, Pump, Poles, Volleyball
Product Dimensions (L x W x H)	670.56 x 182.88 x 0.25 cm (Net: 6.71L x 1.83W meters)
Product Weight	7.66 kilograms
Manufacturer	A11N SPORTS
Recommended Use	Outdoor volleyball and badminton games
Adjustable Net Height	6 feet, 7 feet, or 8 feet (1.8m, 2.1m, 2.4m)

WARRANTY AND SUPPORT

Specific warranty details for the A11N Outdoor Volleyball and Badminton Combo Set are not provided in the product information. For warranty claims, technical support, or inquiries regarding replacement parts, please contact A11N SPORTS directly through their official website or the retailer from whom the product was purchased.

For general inquiries, you may visit the [A11N SPORTS store page on Amazon](#).

© 2023 A11N SPORTS. All rights reserved.

This manual is for informational purposes only. Product specifications are subject to change without notice.