

SteelSeries Arctis 7+

SteelSeries Arctis 7+ Wireless Gaming Headset User Manual

Model: Arctis 7+
Brand: SteelSeries

1. INTRODUCTION

The SteelSeries Arctis 7+ is a wireless gaming headset designed for multi-system compatibility, offering high-quality audio and communication for various platforms. This manual provides detailed instructions for setting up, operating, and maintaining your headset to ensure optimal performance.

2. PACKAGE CONTENTS

Verify that all the following items are included in your package:

- SteelSeries Arctis 7+ Wireless Headset
- USB-C Wireless Dongle
- USB-C Charging Cable
- USB-A Adapter Cable



Image: The SteelSeries Arctis 7+ Wireless Gaming Headset shown with its accompanying USB-C wireless dongle.

3. SETUP

3.1. Connecting the Headset

The Arctis 7+ uses a 2.4 GHz wireless connection via a USB-C dongle for low-latency audio.

1. Insert the USB-C Wireless Dongle into an available USB-C port on your PC, PlayStation, Mac, Android device, or Nintendo Switch.
2. If your device only has USB-A ports, use the included USB-A Adapter Cable to connect the USB-C dongle.
3. Power on the headset by pressing and holding the Power Button on the right earcup until the LED illuminates.
4. The headset should automatically pair with the dongle. A solid blue light on the dongle indicates a successful connection.



Image: The Arctis 7+ headset displayed alongside various compatible devices, demonstrating its multi-platform connectivity.

3.2. Charging the Headset

The Arctis 7+ features a 30-hour battery life and charges via USB-C.

1. Connect the USB-C Charging Cable to the USB-C port on the headset (located on the left earcup).
2. Connect the other end of the cable to a powered USB port (e.g., computer, wall adapter).
3. The LED indicator on the headset will show charging status.



Image: A close-up view of the SteelSeries Arctis 7+ headset's left earcup, illustrating the USB-C charging port with a cable inserted.

3.3. Software Installation (SteelSeries GG / Sonar)

For advanced audio customization, including 7.1 virtual surround sound on PC and ChatMix features, download and install the SteelSeries GG software suite from the official SteelSeries website. The Sonar component within SteelSeries GG allows for detailed equalization and audio profiles.




Image: A visual representation of the SteelSeries Sonar software interface, showcasing its audio equalization and customization options.

4. OPERATING INSTRUCTIONS

4.1. Headset Controls Overview

The Arctis 7+ features intuitive controls located on the earcups.



Image: A detailed view of the SteelSeries Arctis 7+ headset's earcups, illustrating the placement and function of its various controls.

4.2. Left Earcup Controls

- **Volume Dial:** Rotate to adjust the overall audio volume.
- **Microphone Mute Button:** Press to mute or unmute the microphone. When muted, the microphone tip will glow red.
- **USB-C Charging Port:** For charging the headset.
- **3.5mm Audio Jack:** For wired connection to devices.

4.3. Right Earcup Controls

- **ChatMix Dial:** Adjusts the balance between game audio and chat audio. Rotate towards the front for more chat audio, or towards the rear for more game audio.
- **Power Button:** Press and hold to power the headset on or off. A short press will indicate battery level.

4.4. Microphone Usage

The Arctis 7+ features a retractable ClearCast microphone.

- To use the microphone, gently pull it out from the left earcup.
- Position the microphone close to your mouth for optimal voice clarity.
- To mute, press the Microphone Mute Button on the left earcup. The microphone tip will glow red when muted.
- When not in use, the microphone can be fully retracted into the earcup for storage.



Image: The SteelSeries Arctis 7+ headset shown with its ClearCast microphone fully extended and ready for use.

5. MAINTENANCE

5.1. Care and Cleaning

- Wipe the headset with a soft, dry cloth.
- Avoid using harsh chemicals or abrasive materials.
- Keep the headset away from extreme temperatures and moisture.
- The ear cushions can be gently removed and hand-washed with mild soap and water if necessary, then air-dried completely before reattaching.

6. TROUBLESHOOTING

6.1. No Sound or Disconnection

- **Check Dongle Connection:** Ensure the USB-C wireless dongle is securely plugged into your device.
- **Power On:** Confirm the headset is powered on and has sufficient battery charge.
- **Re-pairing:** If the headset does not connect, try re-pairing by pressing the pairing button on the dongle and then powering on the headset.
- **System Audio Output:** Verify that the Arctis 7+ is selected as the default audio output device in your operating system's sound settings.

6.2. Microphone Not Working

- **Check Mute Button:** Ensure the Microphone Mute Button on the left earcup is not pressed (red LED should be off).
- **Microphone Position:** Make sure the microphone is extended and positioned correctly.
- **System Audio Input:** Confirm that the Arctis 7+ is selected as the default microphone input device in your operating system's sound settings and in any communication applications.
- **Software Settings:** Check microphone settings within the SteelSeries GG software.

6.3. Volume Issues

- **Volume Dial:** Adjust the Volume Dial on the left earcup.
- **ChatMix Dial:** If experiencing low game or chat volume, adjust the ChatMix Dial on the right earcup to balance audio levels.
- **System Volume:** Check the master volume settings on your connected device.

7. TECHNICAL SPECIFICATIONS

Feature	Specification
Model Name	Arctis 7 Plus
Connectivity Technology	2.4 GHz Wireless (USB-C Dongle), Bluetooth 5.0 (for mobile), 3.5mm Wired
Wireless Range	Up to 40 feet (12 meters)
Battery Life	Up to 30 Hours
Charging Port	USB-C
Headphones Jack	USB, 3.5mm
Audio Driver Size	40 Millimeters

Frequency Range	100-6500 Hz (Microphone)
Earpiece Shape	Over-Ear
Item Weight	14.9 Ounces (422 grams)
Compatible Devices	PC, PlayStation, Mac, Android, Switch, USB-C iPads
Item Model Number	61470
UPC	810052982663

8. WARRANTY AND SUPPORT

8.1. Official User Guide




For the most detailed and up-to-date information, please refer to the official PDF user guide available online:
[SteelSeries Arctis 7+ Official User Guide \(PDF\)](#)




8.2. Customer Support

For warranty information, technical assistance, or further inquiries, please visit the official SteelSeries support website or contact their customer service department.

© 2025 SteelSeries. All rights reserved.

Related Documents - Arctis 7+

 ARCTIS 7P+ WIRELESS PRODUCT INFORMATION GUIDE	SteelSeries Arctis 7P+ Wireless Gaming Headset Product Information Guide Comprehensive product information guide for the SteelSeries Arctis 7P+ wireless gaming headset, covering setup, features, controls, compatibility, and regulatory information.
 steelseries ARCTIS NOVA 7P WIRELESS PRODUCT INFORMATION GUIDE	SteelSeries Arctis Nova 7P Wireless Product Information Guide This guide provides comprehensive information on the SteelSeries Arctis Nova 7P Wireless headset, covering setup, power, pairing, Bluetooth connectivity, sidetone, microphone usage, and perfect fit adjustments. It also includes system compatibility, software information, and regulatory compliance details.
 ARCTIS 7P+ WIRELESS PRODUCT INFORMATION GUIDE	SteelSeries Arctis 7P+ Wireless Gaming Headset Product Information Guide Comprehensive guide to the SteelSeries Arctis 7P+ Wireless gaming headset, covering setup, features, controls, compatibility, and safety information for PlayStation, PC, and other devices.

 <p>ARCTIS 5 PRODUCT INFORMATION GUIDE</p>	<p>SteelSeries Arctis 5 Headset Product Information Guide</p> <p>A comprehensive guide to the SteelSeries Arctis 5 headset, covering product features, setup, system compatibility, and software requirements. Includes instructions for Windows and Mac.</p>
 <p>ARCTIS 3 PRODUCT INFORMATION GUIDE</p>	<p>SteelSeries Arctis 3 Gaming Headset: Product Information Guide and Setup</p> <p>Get started with your SteelSeries Arctis 3 gaming headset. This guide covers product overview, setup, microphone usage, compatibility, and important regulatory information.</p>
 <p>ARCTIS 1 PRODUCT INFORMATION GUIDE</p>	<p>SteelSeries Arctis 1 Wired Gaming Headset Product Information Guide</p> <p>Comprehensive product information and setup guide for the SteelSeries Arctis 1 wired gaming headset, detailing its features, connectivity options for various platforms, microphone usage, adjustable headband, and regulatory compliance information.</p>