

CaDA C61043W

CaDA Master C61043W Super Car Building Kit Instruction Manual

Model: C61043W | Brand: CaDA

INTRODUCTION

This manual provides detailed instructions for assembling and understanding the features of your CaDA Master C61043W Super Car Building Kit. This 1:8 scale model is designed for enthusiasts aged 15 and up, offering a challenging yet rewarding building experience with its intricate design and functional components.

The kit consists of 3236 high-quality ABS pieces, meticulously designed to recreate a realistic supercar model. Please read through this manual carefully before beginning assembly to ensure a smooth and enjoyable building process.

SETUP AND ASSEMBLY

Before you begin, ensure you have a clean, spacious, and well-lit work area. Organize your components to facilitate easy access during the building process.

1. Unpacking the Kit

Your CaDA Master C61043W kit comes packaged in multiple boxes, with pieces sorted into numbered bags. Refer to the comprehensive colored step-by-step instruction manuals provided within the packaging.



Image: The CaDA Master C61043W Super Car Building Kit, showing the product box and the fully assembled red supercar model. The box indicates "3236 PCS" and "Italian Super-Car".

2. Following the Instructions

The assembly process is guided by detailed, colored instruction manuals. Each step clearly illustrates the parts required and their placement. It is crucial to follow these instructions precisely to ensure correct assembly and functionality of the model.

- **Step-by-Step Guidance:** The manual provides clear, visual instructions for each stage of the build.
- **Part Identification:** Carefully identify each piece before attaching it. Some pieces may appear similar but have subtle differences.
- **Patience is Key:** This is a complex model. Take your time with each step. Do not force pieces together; if they don't fit, re-check the instructions.



Image: A detailed view of the CaDA C61043W Super Car model, highlighting its 1:8 scale and the total piece count of 3236.

The model features a highly detailed 1:8 scale replica, capturing the essence of a real supercar.

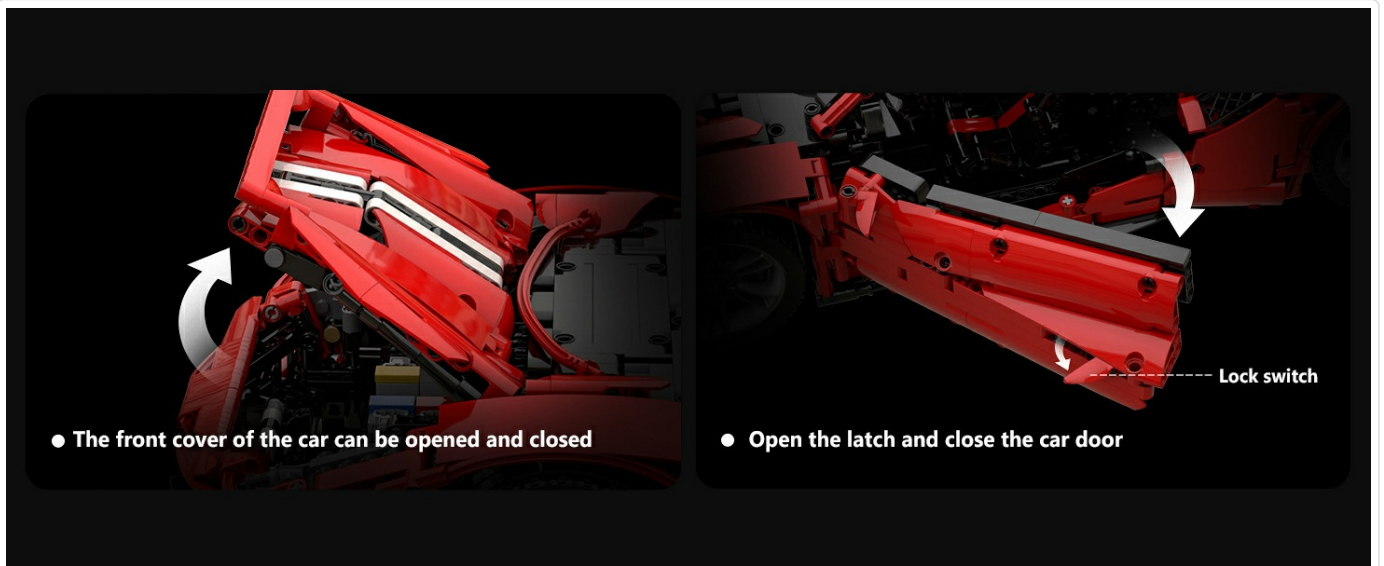


Image: Side profile of the assembled CaDA C61043W Super Car, emphasizing its 1:8 scale and detailed design.

OPERATING AND FEATURES

Once assembled, your CaDA Super Car model boasts several functional and realistic features:

Functional Components

- **Steering:** The model features a fully functional steering mechanism, allowing the front wheels to turn.
- **Independent Suspensions:** Each wheel is equipped with independent suspension springs, providing realistic movement and stability.
- **Functional Door Locks:** The doors are designed with functional locks, allowing them to open and close securely.




Image: A close-up view demonstrating the functional door locks on the CaDA C61043W Super Car model, showing how the door latches securely.

- **Manually Opening Bonnet:** The front bonnet can be manually opened to reveal internal details.



Image: Illustration showing how the front hood of the CaDA C61043W model can be opened and closed, along with a detail of the latch switch for opening and closing the car door.

- **4-Speed Sequential Gearbox:** The model includes a simulated 4-speed sequential gearbox.
- **Realistic V8 Engine:** A detailed V8 engine replica with moving cylinders is integrated into the design.



Image: Close-up showing the internal mechanics of the CaDA C61043W model, including the 4-speed gearbox with indicators for 1st, 2nd, 3rd, and 4th gears, and a detailed view of the fake V8 engine with moving pistons.

Interior and Exterior Details

- **Cockpit:** The cockpit features simulated details, including a steering wheel and dashboard elements.
- **Seats:** The model includes detailed seating within the cockpit.
- **Iconic Car Lights:** The design incorporates realistic car lights at the front and rear.
- **Sports Car Wheels:** The model is equipped with intricately designed sports car wheels.



Image: A composite image showcasing various detailed features of the CaDA C61043W model: the cockpit with steering wheel, iconic car lights, double seats, and sports car wheels.

MAINTENANCE

To ensure the longevity and appearance of your CaDA Super Car model, follow these simple maintenance guidelines:

- **Cleaning:** Dust the model regularly with a soft, dry cloth. For more stubborn dirt, a slightly damp cloth can be used, but avoid excessive moisture.

- **Storage:** Store the model in a cool, dry place away from direct sunlight and extreme temperatures to prevent discoloration or warping of the ABS plastic.
- **Handling:** Handle the model with care, especially when moving it, to avoid accidental detachment of parts.
- **Part Integrity:** Periodically check for any loose connections or parts and re-secure them if necessary.

TROUBLESHOOTING

While the CaDA C61043W kit is designed for a smooth building experience, you might encounter some common issues. Here are solutions to help you:

Problem	Possible Cause	Solution
Missing Parts	Although rare, some parts might be missing from the packaging or overlooked.	Double-check all bags and the packaging. If parts are genuinely missing, contact CaDA customer service with the part number and step number from the manual.
Parts Don't Fit	Incorrect part selection or improper alignment.	Refer to the instruction manual and verify the part number and orientation. Ensure you are using the correct piece for that step. Do not force pieces.
Model is Flimsy/Unstable	Some connections may not be fully secured, or a step was missed.	Review the previous steps in the manual, paying close attention to connections. Ensure all pieces are firmly pressed into place.
Functional Features Not Working (e.g., steering, gearbox)	Internal mechanisms incorrectly assembled or obstructed.	Carefully re-examine the assembly steps for the specific mechanism. Look for any misaligned gears, axles, or obstructions.

SPECIFICATIONS

Feature	Detail
Model Number	C61043W
Brand	CaDA
Scale	1:8
Number of Pieces	3236 PCS
Product Dimensions (L x W x H)	20.47 x 9.84 x 5.12 inches (approx. 52 x 25 x 13 cm)
Item Weight	11.9 pounds
Material	Premium-quality ABS plastic
Recommended Age	15 years and up
Manufacturer	Shenzhen Shi Saounidi Dianzikeji Youxiangongsi




Image: Diagram illustrating the approximate dimensions of the assembled CaDA C61043W Super Car model: 52cm length, 25cm width, and 13cm height.

WARRANTY AND SUPPORT

For any inquiries regarding missing parts, assembly issues, or product support, please contact the seller or manufacturer directly. CaDA is committed to providing high-quality products and customer satisfaction.

Please retain your purchase receipt as proof of purchase for any warranty claims or support requests.

For further assistance, you may visit the official CaDA website or contact their customer service as indicated on the product packaging or included documentation.

© 2025 CaDA. All rights reserved.

This manual is for informational purposes only. Product specifications are subject to change without notice.

no relevant documents