

CANDY HCU1482DE/1-80

Candy Ultra HCU1482DE Freestanding Washing Machine User Manual

Model: HCU1482DE/1-80

1. IMPORTANT SAFETY INFORMATION

Please read this manual carefully before installing, operating, or performing maintenance on your washing machine. Keep this manual for future reference.

- Ensure the appliance is properly earthed and connected to a suitable power supply (220 Volts).
- Do not allow children to play with the appliance.
- Never force the door open.
- Do not install the machine in a damp environment or where it may be exposed to water.
- Always disconnect the appliance from the power supply before cleaning or performing any maintenance.
- Ensure all transport bolts are removed before first use to prevent damage.

2. PRODUCT OVERVIEW

The Candy Ultra HCU1482DE is an 8kg capacity freestanding washing machine designed for efficient and convenient laundry care. It features a 1400 rpm spin speed and smart connectivity.



Figure 2.1: Front view of the Candy Ultra HCU1482DE washing machine, showing the main door, control panel, and detergent drawer.



Figure 2.2: Detailed view of the control panel, including the program selector dial, digital display, and touch buttons for various functions.

Main Components:

- **Control Panel:** Used to select programs, adjust settings, and view cycle status.
- **Detergent Drawer:** For adding detergent and fabric softener.
- **Drum:** Stainless steel drum for washing clothes.
- **Door:** Front-loading door with a secure latch.
- **Filter:** Located at the bottom, requires periodic cleaning.

3. INSTALLATION

Your Candy Ultra HCU1482DE washing machine is designed as a freestanding unit. Proper installation is crucial for optimal performance and safety.

Unpacking and Positioning:

1. Carefully remove all packaging materials.
2. Remove the transport bolts located at the rear of the machine. Keep these for future transport if needed.
3. Position the machine on a firm, level surface. Adjust the feet to ensure stability and prevent vibration.

Water and Drain Connection:

- Connect the water inlet hose to a cold water tap. Ensure a tight seal to prevent leaks.
- Insert the drain hose into a suitable drain pipe or sink, ensuring it is securely positioned to prevent dislodgement during operation.

Electrical Connection:

- Plug the power cord into a grounded 220 Volt electrical outlet.
- Do not use extension cords or adapters.



Figure 3.1: Example of the washing machine installed in a kitchen setting, demonstrating its freestanding design.

4. OPERATING INSTRUCTIONS

Operating your Candy washing machine is straightforward, offering a variety of cycles and smart features for optimal washing results.

Loading Laundry and Detergent:

1. Open the door and load your laundry, ensuring not to overload the machine (maximum 8kg).
2. Pull out the detergent drawer and add the appropriate amount of detergent and fabric softener to the designated compartments.
3. Close the detergent drawer and the machine door securely.

Selecting a Wash Cycle:

- Turn the program selector dial to choose one of the 16 available wash cycles.
- The machine offers multiple cycles below 60 minutes, including a full load in 59 minutes and a 14-minute quick wash.
- Adjust the spin speed and temperature settings as needed using the variable spin and temperature buttons.



Figure 4.1: The control panel displaying selected cycle information and remaining time.

Smart Features (NFC Technology):

This washing machine is equipped with NFC technology, allowing you to connect your Android smartphone via the Candy Simply Fi app.

- Download the Candy Simply Fi app from your app store.
- Enable NFC on your Android smartphone and touch it to the designated 'Smart Touch' area on the machine's control panel.
- Through the app, you can download additional programs, run diagnostic checks, and monitor your machine.



Figure 4.2: The Candy Simply Fi app interface on a smartphone, demonstrating program selection and smart control capabilities.

KG Mode and Delay Start:

- **KG Mode:** The machine automatically weighs the load during the first four minutes of a cycle and adjusts the program length and water consumption accordingly for efficiency.
- **Delay Start:** You can delay the start time of a cycle for up to 24 hours, allowing you to set the machine to run at a more convenient time.

5. MAINTENANCE

Regular maintenance ensures the longevity and optimal performance of your washing machine.

Cleaning the Detergent Drawer:

Periodically remove and clean the detergent drawer to prevent residue buildup. Rinse it under running water and ensure all compartments are clear before reinserting.

Cleaning the Filter:

The filter, located at the bottom of the machine, should be cleaned regularly to remove lint and small objects. Refer to the diagram in your included instruction manual for specific access and cleaning steps.

Drum Cleaning:

Run a maintenance wash (e.g., a hot cycle with no laundry and a descaling agent) periodically to clean the drum and prevent odors.

6. TROUBLESHOOTING

This section addresses common issues you might encounter with your washing machine.

Problem	Possible Cause / Solution
Machine does not start	Check if the power cord is securely plugged in. Ensure the door is fully closed. Check if the delay start function is active.
Machine displays "S6Y" or "56Y"	This code indicates the machine is in Standby mode after a cycle has completed. It is not an error code. Turn the machine off to clear.
Water leakage	Check that the water inlet and drain hoses are securely connected and not damaged. Ensure the detergent drawer is not overflowing. Inspect the filter area for proper sealing.
Excessive vibration/noise	Ensure all transport bolts have been removed. Check that the machine is level and stable on the floor. Distribute laundry evenly inside the drum.
Clothes not clean	Check detergent dosage. Ensure the correct wash program was selected for the load type. Do not overload the machine.

For issues not listed here, or if problems persist, please contact customer support.

7. SPECIFICATIONS

Technical details for the Candy Ultra HCU1482DE Freestanding Washing Machine.

Feature	Specification
Brand	CANDY
Model	HCU1482DE/1-80
Capacity	8 Kilograms
Maximum Rotational Speed	1400 RPM
Product Dimensions (D x W x H)	56 x 65 x 89 cm
Item Weight	66 kg
Noise Level	79 dB
Installation Type	Freestanding
Colour	White
Control Console	Touch
Special Features	Smart Connectivity (NFC)
Energy Efficiency Rating	D
Annual Energy Consumption	73 Kilowatt Hours
Water Consumption (per cycle)	44 Litres (eco 40-60 program)
Included Components	Registration Pack, Washing Machine, Instruction Manual

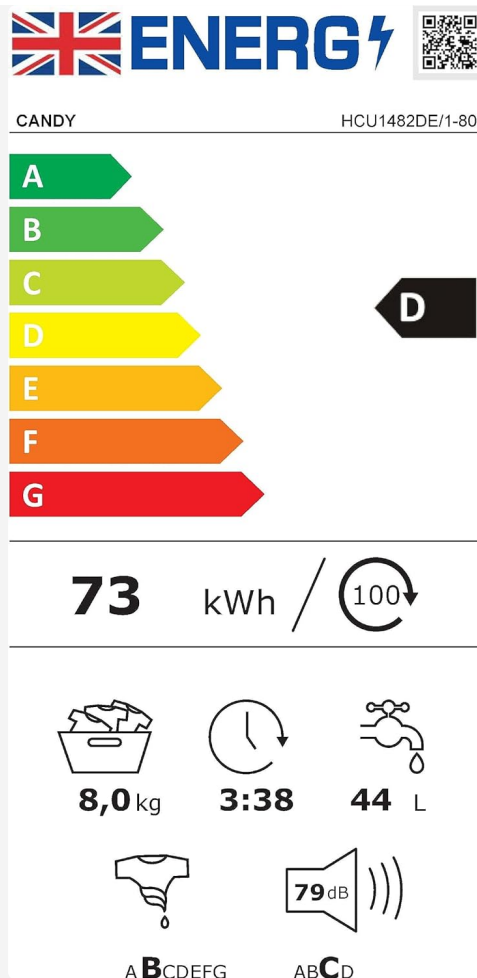
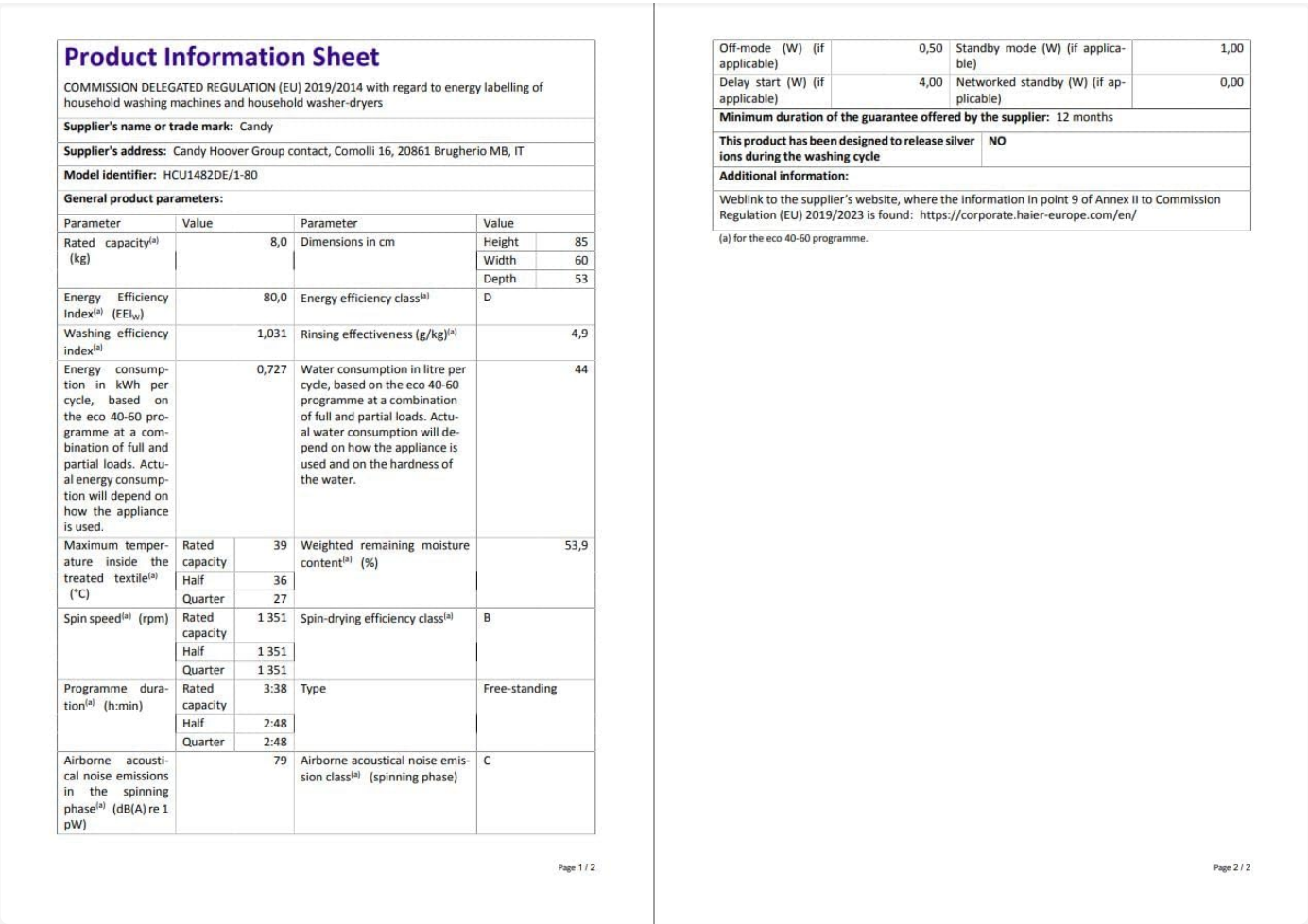


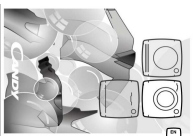
Figure 7.1: Energy label for the Candy HCU1482DE/1-80 model, showing energy efficiency class D, 8kg capacity, and consumption data. For more details, visit energy-label.ec.europa.eu.





How to Use Uproot Clean Washing Machine Cleaner Pro

Step-by-step guide on how to use Uproot Clean Washing Machine Cleaner Pro tablets for effective cleaning of HE, Top Load, and Front Load washing machines. Compatible with major brands.



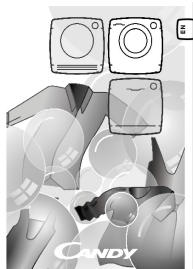
Candy Washing Machine User Manual

This user manual provides comprehensive instructions for the Candy washing machine, covering installation, operation, maintenance, and troubleshooting. It details various wash programs, options, and safety precautions for optimal use and care of the appliance.



Candy HE 1294TWM6/1-S Ultra Hygiene Washing Machine Specifications

Detailed specifications for the Candy HE 1294TWM6/1-S Ultra Hygiene washing machine, including features, technical characteristics, energy efficiency, and dimensions.



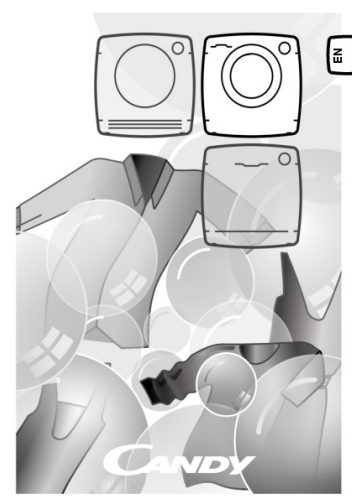
Candy Washing Machine User Manual: Installation, Operation, and Maintenance

Comprehensive user manual for Candy washing machines, covering installation, safety guidelines, program descriptions, troubleshooting, and maintenance for optimal performance and longevity.



Candy GVW 364TC Washer Dryer: Features and Specifications

Discover the Candy GVW 364TC, a space-saving washer dryer with a 6kg wash capacity, 4kg drying capacity, and 1300 RPM spin speed. This guide details its features, programs, performances, and technical specifications.




[\[pdf\]](#) User Manual Instructions

UMWN02 oservizi Candy HCU1482DE 1 80 washing machine Front load 8 kg 1400 RPM White

31011535 user manual 4 5 MB mmo 89167326 1611920610 0477 1082 objects icecat biz |||

EN Thank you for choosing this product. We are proud to offer the ideal product for you and the best complete range of home appliances for your daily routine. Carefully read this manual for correct and safe appliance use and for helpful tips on efficient maintenance. Only use the washing machine a...

lang:en score:24 filesize: 4.5 M page_count: 28 document date: 2020-12-11



[\[pdf\]](#) Specifications Declaration of Conformity Catalog

PN TYPE CHG EU DoC Domenico Crippa Dichiarazione di conformità CE Lavatrice a carica frontale

Easy EY 12102DE 1 S Candy Scheda prodottoLibretto istruzioniCatalogoEtichetta energetica 31018637

prod cdn candy hoover haier stormreply static custom certifications |||

EU DECLARATION OF CONFORMITY No. WSH210007 rev. B Radio equipment

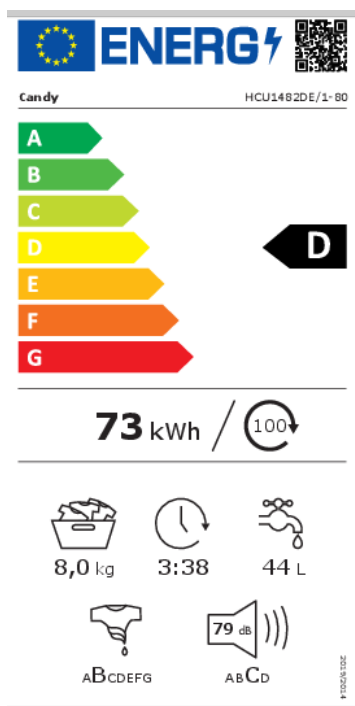
Description: Brand: Model: Type: ... 80 31011532 PRC Candy HCU1492DGGE/1-80

31011533 PRC Candy HCU14102DE/1-80 31011534 PRC Candy **HCU1482DE/1-80**

31011535 PRC Hoover H3W 282DE-ISR 31011557 PRC Hoover H3W 292DE-ISR

31011560 ...

lang:en score:21 filesize: 454.2 K page_count: 7 document date: 2021-08-02



[\[pdf\]](#)


73kWh Icecat il y a 8 heures — Page 1 HCU1482DE 80 Candy D 100 0 kg 3 38 44 L ABCDEFG 79 dB

ABCD 2 9 4 mmo 89167326 1749169830 6239 841964 objects icecat biz |||

Candy **HCU1482DE/1-80** D 73 kWh 100 8,0 kg 3:38 44 L ABCDEFG 79 dB ABCD 2019/2014 ...

lang:en score:21 filesize: 77.55 K page_count: 1 document date: 2023-11-27

lang:en score:21 filesize: 472.21 K page_count: 7 document date: 2021-02-22



ULTRA **HCU1482DE/1-80** Kilo Detector Smart Touch Technology for the easiest washing experience ever Additional cycles Statistics Smart check-up D Class MAIN FEATURES Product name / Commercial code Product code EAN Code Built-in / Freestanding Loading type Capacity kg Maximum spin speed rpm TECHN...
lang:en score:20 filesize: 126.63 K page_count: 3 document date: 2025-05-14

lang:en score:19 filesize: 631.9 K page count: 7 document date: 2022-02-17

[EU Declaration of Conformity - Candy Hoover Group Washing Machine](#)

Official EU Declaration of Conformity for a front load washing machine with NFC interface from Candy Hoover Group S.r.l., detailing compliance with RED, RoHS, and ErP directives and applicable harmonised standards.

lang:en **score:19** filesize: 399.17 K page_count: 8 document date: 2024-11-26

CANDY HOVER GROUP S.r.l. - via Comolli 16 - 20861 Brugherio (MI) Italy - 02/83444411 FAX 02/83444412
E-mail: info@candyhoover.it
CANDY HOVER GROUP S.r.l. - via Comolli 16 - 20861 Brugherio (MI) Italy - 02/83444411 FAX 02/83444412
E-mail: info@candyhoover.it

Product Information Sheet

COMMISSION DELEGATED REGULATION (EU) 2019/2014

Supplier's name or trademark: Candy

Supplier's address: Via Comolli 16, 20861 Brugherio MB, IT

Model identifier: HCU1482DE/1-80

General product parameters			
Parameter	Value	Parameter	Value
Rated capacity (kg)	8.0	Dimensions (mm)	Height: 85 Width: 60 Depth: 59
IEC ₁	8000	Energy efficiency class	A
Washing efficiency class	3.0A	Washing efficiency class	A
Water consumption (litres per cycle, based on the eco 40 programme, actual energy consumption will depend on how the appliance is used)	0.727	Water consumption (litres per cycle, based on the eco 40 programme, actual energy consumption will depend on how the appliance is used and on the load size of the cycle)	44
Ambient temperature inside the heated bubble (°C)	Rated capacity: 30 Half: 30 Quarter: 27	Resolving medium content (%)	Rated capacity: 1.3 Half: 1.3 Quarter: 1.3
Spin speed (rpm)	Rated capacity: 1300 Half: 1300 Quarter: 1300	Washing efficiency class	A
Programme duration (min)	Rated capacity: 3.38 Half: 2.48 Quarter: 2.03	Type	Free-standing
Acoustic sound power level (dB(A) at 1m)	70	Acoustic sound power level (dB(A) at 1m)	C
dB mode (dB)	0.50	Climate mode (°C)	2.00
Dehydration (°C) (if applicable)	4.00	Not available (°C) (if applicable)	10/5
Minimum duration of the guarantee offered by the supplier: 24 months			

Page 1/2

[\[pdf\] Datasheet Dimension Guide](#)

mno 89167326 1618573463 531 17072 media ao com s3 amazonaws en GB energyrating
productdatasheet |||

Product Information Sheet COMMISSION DELEGATED REGULATION EU 2019/2014 Supplier's name or trademark: Candy Supplier's address: Via Comolli 16, 20861 Brugherio MB, IT Model identifier: **HCU1482DE/1-80** General product parameters: Parameter Value Rated capacity kg 8.0 Parameter Dimensions ...
lang:en **score:17** filesize: 52.32 K page_count: 2 document date: 2021-04-16