



Manuals.plus /

- › HUAWEI /
- › HUAWEI Watch FIT New Smartwatch User Manual

HUAWEI WATCH FIT NEW (KT00547)

HUAWEI Watch FIT New Smartwatch

USER MANUAL

Introduction

Welcome to the user manual for your new HUAWEI Watch FIT New smartwatch. This guide will help you set up, operate, and maintain your device to get the most out of its advanced features. The HUAWEI Watch FIT New combines a sleek design with powerful health and fitness tracking capabilities, designed to enhance your daily life.



Image: The HUAWEI Watch FIT New smartwatch with a red strap, displaying time and activity metrics.

Setup

1. What's in the Box

- HUAWEI Watch FIT New
- Charging cable (Type-C adapter)

2. Charging Your Device

Before first use, fully charge your HUAWEI Watch FIT New. Connect the charging cable to the watch and a power source. A 5-minute charge can provide enough power for a full day of use, while a full charge can last up to 10 days under typical usage conditions.

Autonomie de 10 jours

Un design plus léger
pour une autonomie plus importante



Image: The HUAWEI Watch FIT New screen showing a 100% battery charge indicator, illustrating its long battery life.

3. Pairing with Your Smartphone

To unlock the full potential of your HUAWEI Watch FIT New, pair it with your smartphone using the HUAWEI Health app. The app is compatible with both iOS and Android devices.

1. **Download the HUAWEI Health App:** Scan the QR code provided in the watch's quick start guide or search for "Huawei Health" on your phone's app store. Alternatively, visit consumer.huawei.com/fr to download.
2. **Open and Pair:** Open the HUAWEI Health app, navigate to **Devices > Add > Smartwatches** and select your device name from the list. Follow the on-screen instructions to complete the pairing process.

App HUAWEI Health

The All-in-One Health Management App with **more than 320 million users**.

In 2021, the users of HUAWEI Health App have:



Image: A visual guide showing two steps to connect the HUAWEI Watch FIT New: downloading the app via QR code or search, and then pairing within the app.



CONNECTEZ VOTRE MONTRE ET TÉLÉPHONE

Suivez les 2 étapes ci-dessous pour connecter votre montre à votre Smartphone pour gérer votre appareil et vos données de santé dans HUAWEI Santé, fonctionne avec iOS et Android

ÉTAPE 1 : TÉLÉCHARGER

Scannez le code QR pour télécharger l'application **HUAWEI Santé** Ou

Recherchez « Huawei Santé » sur consumer.huawei.com/fr pour la télécharger sur votre téléphone



ÉTAPE 2 : ASSOCIER

Ouvrez l'application **HUAWEI Santé**, accédez à **Appareils > Ajouter > Montres connectées**, puis sélectionnez le nom de votre appareil.

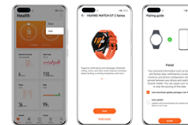


Image: Screenshot of the Huawei Health app interface, highlighting its features and user statistics.

Operating Your Device

1. Display and Customization

The HUAWEI Watch FIT New features a vibrant 1.64-inch AMOLED rectangular display with a resolution of 280 x 456 HD. The screen brightness adjusts automatically for optimal visibility in various lighting conditions. You can personalize your watch with a variety of watch faces to match your style.

Un écran AMOLED de 1.64"

1.64
pouces

2.5D
écran en verre
incurvé

70%
rapport
écran-châssis



280x456
résolution pixels

326
PPI

16.7
méga couleurs

Image: Infographic detailing the 1.64-inch AMOLED display, 280x456 resolution, 2.5D curved glass, and 70% screen-to-body ratio.

Des écrans d'accueil variés et colorés

Donnez du peps à votre style du jour



Image: A collection of five different watch faces displayed on the HUAWEI Watch FIT New, showcasing customization options.

2. Workout Modes

The watch offers 97 workout modes to track your fitness activities. It provides precise, real-time data for 12 professional sports modes, including running, swimming, cycling, and jump rope. Additionally, 85 custom workout modes are available for various activities like yoga and high-intensity training. The watch monitors heart rate, calories burned, and workout duration.

97 Modes d'entraînement



Image: A woman performing a yoga pose on a beach, illustrating the diverse range of 97 workout modes available on the watch.

3. Animated Workouts

For guided exercises, the HUAWEI Watch FIT New includes 12 animated quick workouts, such as "Workout at Work," "Stretching," and "Abdominal Training." These animated guides demonstrate 44 classic movements to help you exercise correctly.

12 entraînements animés

Votre coach privé sur votre montre




Image: A grid of HUAWEI Watch FIT New screens, each showing a different animated exercise demonstration.

4. Health Monitoring

- **24/7 Heart Rate Monitoring:** Powered by HUAWEI TruSeen 4.0 technology, the watch precisely measures your heart rate in real-time throughout the day and even during sleep. It can detect abnormal heart rate frequencies and send alerts.

Contrôle de la fréquence cardiaque 24h/24



Image: The HUAWEI Watch FIT New screen showing a heart rate graph and current BPM, indicating 24/7 heart rate monitoring.

- **Continuous SpO2 Monitoring:** The Watch FIT New monitors your blood oxygen saturation (SpO2) levels and provides reminders if issues are detected.

Contrôle de votre SpO2 tout au long de la journée

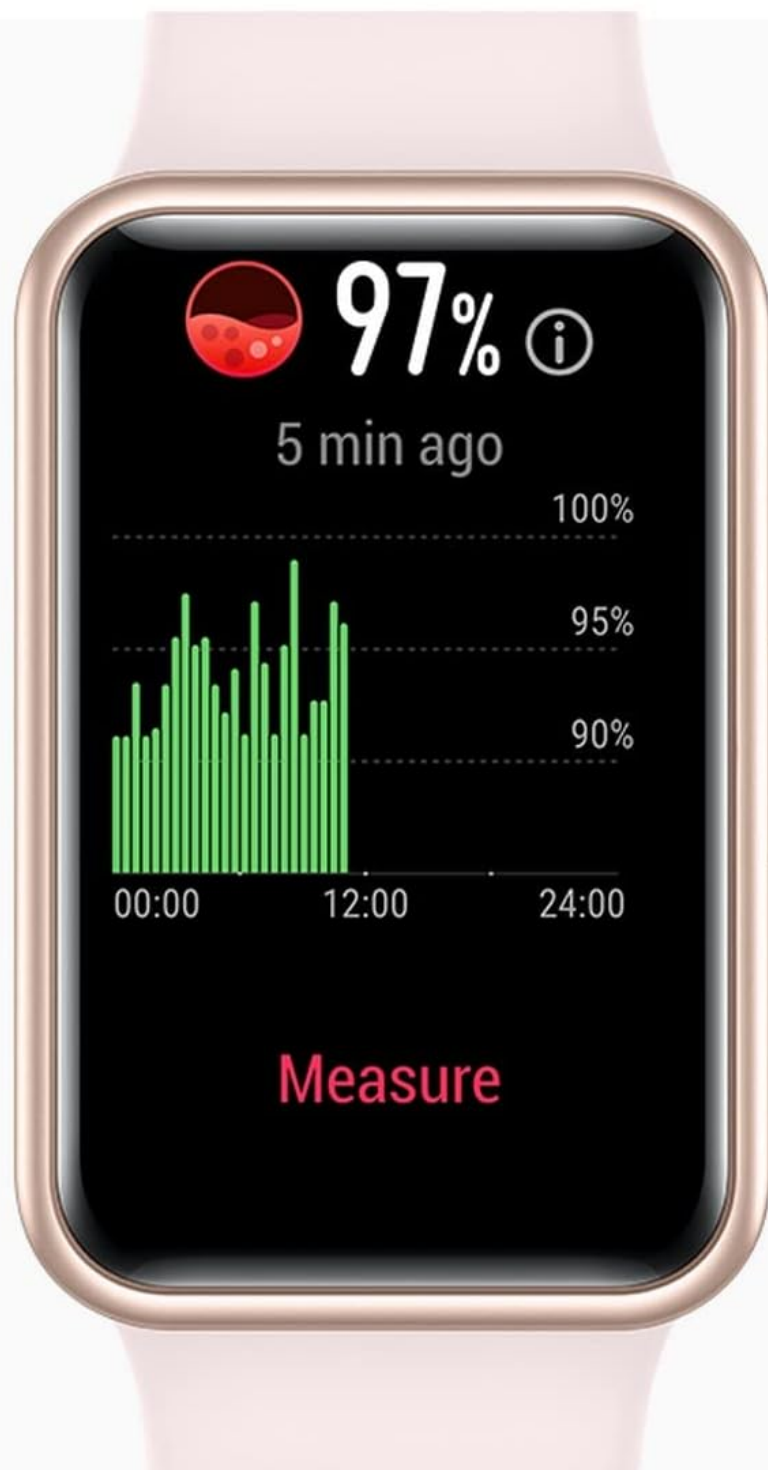


Image: The HUAWEI Watch FIT New screen showing a blood oxygen saturation (SpO2) reading of 97% with a historical graph.

- **Sleep and Stress Monitoring:** The watch also provides comprehensive sleep tracking and stress level monitoring to help you manage your overall well-being.

5. Personal Assistant Features

Beyond health and fitness, the HUAWEI Watch FIT New offers convenient personal assistant features, including time display, notifications, and more, making it a practical companion for daily life.

Votre assistant personnel



Image: Several HUAWEI Watch FIT New devices in different colors, each displaying a different smart feature like weather, music control, reminders, and remote shutter.

Maintenance

To ensure the longevity and optimal performance of your HUAWEI Watch FIT New, follow these maintenance guidelines:

- **Cleaning:** Regularly clean the watch and strap with a soft, dry cloth. If necessary, use a slightly damp cloth and mild soap, then dry thoroughly.
- **Water Resistance:** The watch is water-resistant. However, avoid prolonged exposure to hot water, steam, or harsh chemicals. Dry the watch thoroughly after exposure to water.
- **Storage:** Store the watch in a cool, dry place when not in use. Avoid extreme temperatures.

Troubleshooting

If you encounter issues with your HUAWEI Watch FIT New, try the following steps:

- **Watch Not Turning On:** Ensure the watch is fully charged. Connect it to the charger for at least 10 minutes.
- **Pairing Issues:** Make sure Bluetooth is enabled on your phone and the watch is within range. Restart both your phone and the watch, then try pairing again. Ensure the HUAWEI Health app is updated to the latest version.
- **Inaccurate Data:** Ensure the watch is worn snugly on your wrist. Clean the sensors on the back of the watch.
- **Notifications Not Appearing:** Check notification settings in the HUAWEI Health app and on your phone's system settings to ensure permissions are granted.
- **Screen Unresponsive:** Try restarting the watch by pressing and holding the side button until it powers off, then power it back on.

Specifications

Feature	Specification
Model Number	KT00547
Display	1.64" AMOLED Touchscreen
Resolution	280 x 456 HD
Weight	260 g
Connectivity	Bluetooth, Wi-Fi
OS	AsteroidOS
Battery Life	Up to 10 days (typical usage)
Compatibility	iOS and Android
Color	Red
Dimensions (Package)	16.8 x 9 x 7.2 cm

Warranty and Support

For warranty information and customer support, please refer to the warranty card included with your product or visit the official HUAWEI support website for your region. You can also find additional resources and FAQs on the HUAWEI Health app.

For further assistance, please contact HUAWEI customer service.

