

Korona 58011

Korona 58011 Digital Rice Cooker and Steamer User Manual

Model: 58011

INTRODUCTION

Thank you for purchasing the Korona 58011 Digital Rice Cooker and Steamer. This appliance is designed to simplify your cooking process, offering versatile functions for preparing rice, steaming vegetables, making soups, and more. Please read this manual thoroughly before first use to ensure safe and optimal operation.

IMPORTANT SAFETY INSTRUCTIONS

When using electrical appliances, basic safety precautions should always be followed, including the following:

- Read all instructions carefully before use.
- Do not touch hot surfaces. Use handles or knobs.
- To protect against electrical shock, do not immerse the cord, plug, or the main unit in water or other liquid.
- Close supervision is necessary when any appliance is used by or near children.
- Unplug from outlet when not in use and before cleaning. Allow to cool before putting on or taking off parts.
- Do not operate any appliance with a damaged cord or plug, or after the appliance malfunctions or has been damaged in any manner.
- The use of accessory attachments not recommended by the appliance manufacturer may cause injuries.
- Do not use outdoors.
- Do not let the cord hang over the edge of a table or counter, or touch hot surfaces.
- Do not place on or near a hot gas or electric burner, or in a heated oven.
- Extreme caution must be used when moving an appliance containing hot oil or other hot liquids.
- Always attach plug to appliance first, then plug cord into the wall outlet. To disconnect, turn any control to "off", then remove plug from wall outlet.
- Do not use the appliance for other than intended use.
- This appliance is for household use only.

PACKAGE CONTENTS

Please check the package contents to ensure all items are present and undamaged:

- Korona 58011 Digital Rice Cooker Main Unit
- Non-stick Inner Cooking Pot
- Steamer Insert
- Measuring Cup
- Rice Spoon
- User Manual (this document)



Image: All components of the Korona 58011 Digital Rice Cooker, including the main unit, non-stick inner pot, steamer insert, measuring cup, and rice spoon.

PRODUCT OVERVIEW

Familiarize yourself with the parts of your Korona 58011 Digital Rice Cooker:

1. Main Unit with LED Display and Touch Buttons
2. Lid
3. Steam Vent
4. Inner Cooking Pot (Non-stick)
5. Steamer Insert
6. Handles
7. Power Cord Socket



Image: Front view of the Korona 58011 Digital Rice Cooker, showing the LED display and touch control panel. The display shows "2:00" and function indicators for Rice, Claypot Rice, Porridge, Soup, Steam, and Warm.



Image: The Korona 58011 Rice Cooker with its lid open, illustrating the non-stick inner cooking pot and the separate steamer insert for cooking vegetables or other items simultaneously.

SETUP

Before first use, follow these steps:

1. Unpack all components and remove any packaging materials.
2. Wash the inner cooking pot, steamer insert, measuring cup, and rice spoon with warm, soapy water. Rinse thoroughly and dry completely.
3. Wipe the exterior of the main unit with a damp cloth. Do not immerse the main unit in water.
4. Place the rice cooker on a stable, level, heat-resistant surface, away from walls or cabinets to allow for proper ventilation.
5. Ensure the inner cooking pot is properly seated inside the main unit before adding ingredients.

6. Plug the power cord into a suitable 220V electrical outlet.

OPERATING INSTRUCTIONS

The Korona 58011 features an intuitive LED display with touch buttons for easy operation.

General Operation:

- **Power On:** Plug the appliance into an electrical outlet. The LED display will illuminate.
- **Function Selection:** Press the "Function Choose" button repeatedly to cycle through the available cooking modes: Rice, Claypot Rice, Porridge, Soup, Steam, Warm. The selected function will be indicated on the display.
- **Start Cooking:** Once a function is selected, the appliance will typically start automatically after a few seconds, or you may need to press a "Start" button (if present, not explicitly shown but implied by "touch buttons").
- **Cancel/Warm:** The "Warm/Cancel" button can be used to stop a cooking cycle or to activate/deactivate the keep warm function.

Cooking Rice:

1. Measure the desired amount of rice using the provided measuring cup. Rinse the rice thoroughly under cold water until the water runs clear.
2. Place the rinsed rice into the non-stick inner cooking pot.
3. Add the appropriate amount of water. A general ratio is 1 cup of rice to 1.5-2 cups of water, but this can vary based on rice type and personal preference. Refer to the water level markings inside the inner pot.
4. Place the inner pot into the main unit and close the lid securely.
5. Press "Function Choose" until "Rice" is selected. The cooker will automatically begin the cooking process.
6. Once cooking is complete, the cooker will automatically switch to the "Warm" function. Allow the rice to rest for 5-10 minutes before serving for best results.

Steaming:

1. Add approximately 1-2 cups of water to the inner cooking pot. Ensure the water level is below the steamer insert.
2. Place the steamer insert into the inner pot.
3. Arrange vegetables, fish, or other items to be steamed in the steamer insert. Do not overcrowd.
4. Close the lid securely.
5. Press "Function Choose" until "Steam" is selected. The cooker will begin steaming.
6. Monitor the steaming process. Cooking times will vary depending on the food type and quantity.
7. Once steaming is complete, carefully open the lid (steam will be hot) and remove the steamed food.



Image: The Korona 58011 Rice Cooker demonstrating the steaming function, with colorful vegetables in the steamer insert.

Soup and Porridge:

1. Add your ingredients for soup or porridge to the inner cooking pot.
2. Ensure the total volume does not exceed the maximum fill line.
3. Close the lid securely.
4. Press "Function Choose" until "Soup" or "Porridge" is selected. The cooker will begin the cooking cycle.
5. Stir occasionally if necessary, especially for porridge, to prevent sticking.
6. Once cooking is complete, the cooker will switch to "Warm".

Keep Warm Function:

The appliance automatically switches to "Warm" mode after most cooking cycles. To manually activate or deactivate the "Warm" function, press the "Warm/Cancel" button.

Using the 24-Hour Timer:

The 24-hour timer allows you to delay the start of a cooking cycle. This is particularly useful for preparing meals in advance.

1. Prepare your ingredients in the inner pot as you would for a regular cooking cycle.
2. Close the lid securely.
3. Select your desired cooking function (e.g., Rice, Porridge).
4. Press the "Preset" button. The display will show a default delay time.
5. Use the "+" and "-" buttons (or repeated presses of "Preset" if it cycles through times) to adjust the delay time up to 24 hours.
6. Once the desired delay time is set, the timer will start counting down. The cooking cycle will begin automatically once the delay time has elapsed.



Image: A detailed view of the Korona 58011's LED display, highlighting the 24-hour timer function and the "Preset" and "Function Choose" touch buttons.

CLEANING AND MAINTENANCE

Proper cleaning ensures the longevity and optimal performance of your rice cooker.

1. Always unplug the appliance from the power outlet and allow it to cool completely before cleaning.
2. **Inner Pot and Steamer Insert:** Wash these parts with warm, soapy water using a soft sponge or cloth. The non-stick coating is delicate; avoid abrasive cleaners or metal scouring pads. Rinse thoroughly and dry.
3. **Lid:** The lid can be wiped clean with a damp cloth. Ensure the steam vent is clear of any food debris.
4. **Main Unit:** Wipe the exterior of the main unit with a damp cloth. Do not immerse the main unit in water or any other liquid.
5. **Storage:** Store the cleaned and dried rice cooker in a cool, dry place.

TROUBLESHOOTING

If you encounter any issues with your Korona 58011, please refer to the following common problems and solutions:

Problem	Possible Cause	Solution
Appliance does not turn on.	Not plugged in; power outlet malfunction.	Ensure the power cord is securely plugged into both the appliance and a working electrical outlet. Test the outlet with another appliance.
Rice is undercooked or too hard.	Insufficient water; incorrect rice-to-water ratio; lid not closed properly.	Add more water next time. Ensure the lid is securely closed during cooking. Allow rice to rest on "Warm" for longer after cooking.
Rice is overcooked or mushy.	Too much water; incorrect rice-to-water ratio.	Reduce the amount of water next time.

Problem	Possible Cause	Solution
Food sticks to the inner pot.	Not enough oil (for certain recipes); inner pot coating damaged; not enough water for rice.	Ensure proper water levels for rice. For other foods, a small amount of cooking oil can help. Avoid using metal utensils that can damage the non-stick coating.
Steam escaping from lid.	Lid not properly sealed; steam vent blocked.	Ensure the lid is closed securely. Check that the steam vent is clear of any obstructions.

SPECIFICATIONS

Brand:	Korona
Model Number:	58011
Color:	Black
Product Dimensions (L x W x H):	Approx. 27 x 26 x 23 cm (10.6 x 10.2 x 9 inches)
Capacity:	1.6 Liters (total), 0.6 Liters (rice)
Power:	300 Watts
Voltage:	220 Volts
Material:	Durable plastic exterior, non-stick inner pot, plastic lid
Automatic Shut-off:	No (automatically switches to Keep Warm)
Special Features:	24-hour Timer, LED Display with Touch Buttons, Keep Warm Function, Steamer Insert
Item Weight:	2 Kilograms
Care Instructions:	Wipe with a damp cloth
Power Source:	Corded Electric







WARRANTY AND SUPPORT


The Korona 58011 Digital Rice Cooker and Steamer comes with a standard manufacturer's warranty. Please refer to the warranty card included in your packaging for specific terms and conditions.

For technical support, spare parts, or warranty claims, please contact Korona customer service through their official website or the contact information provided in your product documentation. Spare parts availability is generally 1 year from the date of purchase.



Related Documents - 58011

	<p>KORONA 58011 2-in-1 Rice Cooker and Steamer Instruction Manual</p> <p>User manual for the KORONA 58011 2-in-1 Rice Cooker and Steamer, detailing safety, operation, cleaning, and technical specifications.</p>
	<p>KORONA 58020 2-in-1 Rice Cooker and Steamer - User Manual</p> <p>Comprehensive user manual for the KORONA 58020 2-in-1 Rice Cooker and Steamer, providing instructions for use, safety guidelines, cleaning, and maintenance in English.</p>
	<p>Korona Lea Electronic Kitchen Scale User Manual and Instructions</p> <p>Comprehensive guide for the Korona Lea electronic kitchen scale, covering setup, operation, features, error messages, care instructions, battery and product disposal, and warranty information.</p>
	<p>KORONA Barbecue Standgrill 46221 Bedienungsanleitung</p> <p>Umfassende Bedienungsanleitung für den KORONA Barbecue Standgrill Modell 46221. Enthält Sicherheitshinweise, Montageanleitung, Bedienung und Pflege für den sicheren Gebrauch.</p>
	<p>Korona 20134 Kettle Instruction Manual</p> <p>Comprehensive instruction manual for the Korona 20134 kettle, covering safe operation, features, cleaning, and maintenance. Learn how to properly use and care for your Korona kettle.</p>
	<p>KORONA Hanging Dehumidifier Instruction Manual Models 82150, 82151, 82152</p> <p>Official instruction manual for the KORONA hanging dehumidifier. Learn how to use, maintain, and safely dispose of your dehumidifier (models 82150, 82151, 82152, 82250, 82251).</p>



Korona 58011 Cyfrowe ryżowar i parowar z funkcją utrzymywania ciepła | Wymowany garnek do gotowania | Wyświetlacz LED z przyciskami dotykowymi | 24-godzinny timer | W zestawie miarka i łyżka do ryżu

Indeks: 650887 Producent: Korona Kod producenta: 58011

Cena: 287.56 zł

Opis

Korona 58011 Cyfrowe ryżowar i parowar z funkcją utrzymywania ciepła | Wyświetlacz LED z przyciskami dotykowymi | 24-godzinny timer | W zestawie miarka i łyżka do ryżu

Producent: Korona

Cyfrowy Ryżowar i Parowar Korona 58011 to doskonałe rozwiązanie dla rodzinale zdrowego gotowania. Dzięki dwóm czujnikom temperatury ciepło jest idealnie rozprowadzane, co gwarantuje optymalną ugotowany i aromatyczny ryż o idealnej konsystencji. Utrzymanie ciepła wywołuje LED z przyciskami dotykowymi. Wskazanie czasu gotowania różnych funkcji: gotowania, Przekład, długość czasu do gotowania na parze, można przyciskiem "Warm" mieć gotowy. Garnek o pojemności 1,6 lita jest bony do wypróżnienia i czyszczenia, co sprawia, że korzystanie z tego urządzenia jest wygodnym wyborem.

Cyfrowy Ryżowar i Parowar Korona 58011 to rozwiązanie w gotowaniu w kuchni. Ciepło gotowania ryżu, można przygotować różnorodne potrawy takie jak zupy czy kasze. Dodatkowa funkcja utrzymywania ciepła pozwala na dłuższe oczekiwanie na ciepły posiłek. Dzięki przyciskom dotykowym, można mieć wygodny i precyzyjny, aby utrzymać ciepło potrawy. Mała, praktyczna i elegancka design sprawiają, że jest idealnym dodatkiem do każdego wnętrza.

Cyfrowy Ryżowar i Parowar Korona 58011 to doskonały wybór dla osób ceniących wygodę i zdrowe odżywianie. Dzięki precyzyjnym dwóm czujnikom, gotowanie ryżu nie przegrasz. Dodatkowe, funkcje utrzymywania ciepła pozwolą na dłuższe oczekiwanie na ciepły posiłek. Dzięki przyciskom dotykowym, można mieć wygodny i precyzyjny, aby utrzymać ciepło potrawy. Mała, praktyczna i elegancka design sprawiają, że jest idealnym dodatkiem do każdego wnętrza.

- 1 DOKONKALNY RYŻ - Dzięki 2 czujnikom temperatury ciepło jest idealnie rozprowadzane w naczyń do gotowania. Dzięki temu ryż ma idealną strukturę i smak. Ryż utrzymuje optymalną ugotowany ryż o idealnej konsystencji.
- 1,6 LITRA WIELKIEGO - Wskazanie czasu gotowania różnych funkcji: gotowania, Przekład, długość czasu do gotowania na parze, można przyciskiem "Warm" mieć gotowy.
- 1 WSKŁADANE DO ZUPY - Dzięki dwóm czujnikom ciepła gotowanie ryżu, można przygotować różnorodne potrawy takie jak zupy czy kasze. Dodatkowa funkcja utrzymywania ciepła pozwala na dłuższe oczekiwanie na ciepły posiłek. Dzięki przyciskom dotykowym, można mieć wygodny i precyzyjny, aby utrzymać ciepło potrawy. Mała, praktyczna i elegancka design sprawiają, że jest idealnym dodatkiem do każdego wnętrza.

[pdf]

Korona 58011 Cyfrowe ryżowar i parowar z funkcją utrzymywania ciepła Wymowany garnek do gotowania Wyświetlacz LED przyciskami dotykowymi 24 godzinny timer W zestawie miarka i łyżka do ryżu

ryżowar Sklep internetowy stylem.pl korona cyfrowe ryzowar funkcja ciepła wymowany wyswietlacz led upload files product w łyżka ryżu 650887 |||

Korona **58011** Cyfrowe ryżowar i parowar z funkcją utrzymywania ciepła Wymowany garnek do gotowania Wyświetlacz LED z przyciskami dotykowymi 24-godzinny timer W zestawie miarka i łyżka do ryżu Indeks: 650887 Producent: Korona Kod producenta: **58011** Cena: 287.56 zł Opis Korona **58011** Cyfrowe ryżowar i...

lang:pl score:29 filesize: 181.49 K page_count: 2 document date: 2025-01-24



Reiskocher
Rice Cooker

58011

300 Watt max.
1,6 L Kapazität
0,6 L Kapazität Reis
Suppe
Zwei Temperatursensoren für ideale Wärmeverteilung
Kochtopf zur leichten Reinigung herausnehmbar
Multifunktionaler Druck-Kochen, Schnellkochen, Aufwärmen, Warmhalten
inkl. Dampfgarerack
Modernes, edles Design
LED Display mit Touch Funktion
24h Timer und Keep Warm Funktion
inkl. Messlöffel und Reiskolff
Farbe: Schwarz
Variantenref. 4
EAN: 405325558011
VE-EAN: 4053254580117

300 Watt max.
1,6 L capacity
0,6 L capacity rice
Soup
Two temperature sensors for accurate temperature adjust
Dishwasher safe for easy cleaning
Multi-Function: Cook/Quick cook, reheat, keep warm, Warm Rice, Porridge, Soup
incl. steam rack
Modern design
LED Display with touch buttons
24h Timer and keep warm function
incl. measuring cup and spoon
Colour: Black
Disassembly: 4
EAN: 405325558011
VE-EAN: 4053254580117

[pdf] Datasheet

Korona 58011 Rice cooker Black Non stick coating Timer fuction Conrad datasheet 2589076 korona rice black non timer asset conrad media10 add 160267 c1 gl 002589076DS00 |||

58011 Reiskocher Rice Cooker 300 Watt max. 1,6 L Kapazität 0,6 L Kapazität Reis Zubereitung von Reis, Porridge, Suppe Zwei Temperatursensoren für ideale Wärmeverteilung Kochtopf zur leichten Reinigung herausnehmbar Multifunktionaler Einsatz: Kochen, Schnellkochen, Aufwärmen, Warmhalten inkl. Da...

lang:en score:29 filesize: 489.44 K page_count: 1 document date: 2021-10-13

KORONA

Deutsch
Bedienungsanleitung
2 in 1 Reiskocher und Dampfgarer

English
Instruction Manual
2 in 1 Rice Cooker and Steamer

Nederlands
Gebruiksaanwijzing
2-in-1 Rijstkoker en stomer

Franses
Manuel d'instructions
Cuisseur à riz et à vapeur 2 en 1

Italiano
Manuale delle istruzioni
2 in 1 Cucinero e Vaporeira

Español
Manual de instrucciones
Olla arroceros y vaporera
2 en 1

Türkçe
Kullanma Kılavuzu
2'li 1 Arada Buğday Piringi
Pişirme Makinesi

Polski
Instrukcja obsługi
Ryżowar i parowar 2 w 1

Česky
Návod k použití
2 v 1 Ryžovár a Parní hrnec
58011

KORONA electric GmbH, Sondheim/ Germany
www.korona-electric.de



[KORONA 58011 2-in-1 Rice Cooker and Steamer Instruction Manual](#)

User manual for the KORONA 58011 2-in-1 Rice Cooker and Steamer, detailing safety, operation, cleaning, and technical specifications.

lang:de score:25 filesize: 1.3 M page_count: 110 document date: 2022-01-26

1. KITCHEN

KORONA

Reiskocher



PERFEKTER REIS: Dank der 2 Temperatursensoren verteilt sich die Wärme in dem Kochtopf ideal. So entfaltet sich das maximale Reisaroma und Sie erhalten optimal gegarten Reis in perfekter Konsistenz.

EINFACH BEDIENBAR: Die verschiedenen Funktionen und Einstellungen können über das LED Display mit Touch-Schere einfach ausgewählt werden.

MULTIFUNKTIONAL: Neben der vielen klassischen Reisaufkochzeiten von Suppe oder Fertiggerichte zu und geben Sie Ihre Lieblingsrezepte ein.

EINFACH ZU REINIGEN: Der Reiskocher mit einer Kapazität von insgesamt 1,8 Liter kann ganz einfach herausgenommen und durch die hochwertige Antihaftbeschichtung leicht gereinigt werden.

TIMER: Die Timerfunktion können Sie auch über 24 Stunden Timer bequem programmieren.

Technische Daten

- Leistung: 300 Watt max.
- Kapazität: 1,8 Liter
- Reiskocher: 0,8 Liter
- Zur Zubereitung von Reis, Porridge, Suppe
- Zwei Temperatursensoren für ideale Wärmeverteilung
- Funktion zur flexiblen Belegung von Innenräumen
- Multifunktionaler Ersatz: Kochen, Schmelzen, Aufkochen, Warmhalten
- 180° Dampfglasfenster
- Modernes, edles Design
- LED Display mit Touch-Funktion
- Antihaftbeschichtung
- 24 Stunden-Timer und Warmhaltefunktion
- 180° Messfläche und Reisschale
- Farbe: Schwarz
- Material: Edelstahl
- EAN: 4010000580111
- VE-EAN: 4010000408017

Germany

Since 1982

KITCHEN • AIR & CLIMATE • SCALES

[pdf]

58011 DB Reiskocher DE und Dampfbarer LED Display 61 99 € korona electric de mediafiles Dateien
Datenblatt |||

1. KITCHEN **58011** - Reiskocher Reiskocher **58011** PERFEKTER REIS - Dank der 2 Temperatursensoren verteilt sich die Wärme in dem Kochtopf ideal. So entfaltet sich das maximale Reisaroma und Sie erhalten optimal gegarten Reis in perfekter Konsistenz. EINFACH BEDIENBAR - Die verschiedenen Funktionen und...
lang:de score:22 filesize: 369.83 K page_count: 1 document date: 2024-04-08