

STAR WARS F4023

STAR WARS Mission Fleet 2.5-Inch-Scale Action Figure 10-Pack Instruction Manual

INTRODUCTION

This manual provides essential information for the STAR WARS Mission Fleet 2.5-Inch-Scale Action Figure 10-Pack. It covers product contents, assembly instructions, features, and general care to ensure optimal enjoyment and longevity of your figures. This set includes iconic characters such as Darth Vader, Grogu, The Mandalorian, Stormtrooper, Luke Skywalker, Ahsoka Tano, Bo-Katan, Darth Maul, Moff Gideon, and Anakin Skywalker, along with 19 accessories.



Image: The complete set of 10 Star Wars Mission Fleet action figures, showcasing their detailed designs and various accessories.

SAFETY INFORMATION

WARNING: Small parts may be generated. Not for children under 3 years.

Always supervise young children during play to prevent choking hazards. Keep all packaging materials away from children.

PACKAGE CONTENTS

Your STAR WARS Mission Fleet 10-Pack includes:

- 10 x 2.5-inch-scale action figures (Darth Vader, Grogu, The Mandalorian, Stormtrooper, Luke Skywalker, Ahsoka Tano, Bo-Katan, Darth Maul, Moff Gideon, Anakin Skywalker)
- 19 x Detachable accessories (lightsabers, hover pram, jetpack, blasters, etc.)



Image: The product packaging and the individual figures with their accessories as they appear when unboxed.

SETUP AND ASSEMBLY

The action figures and their accessories are packaged individually within the main box. Some accessories, such as lightsabers, blasters, and jetpacks, are detachable and may need to be attached to the figures before play.

1. Carefully remove each figure and its corresponding accessories from their individual packaging.
2. Identify the correct accessories for each character. For example, Darth Maul comes with a double-bladed lightsaber, which can be separated into two single-bladed lightsabers.
3. Gently attach the accessories to the designated slots or hands of the figures. Some figures, like The Mandalorian, may have interchangeable accessories such as a cape or jetpack.
4. Grogu comes with a hover pram and a stand for display.

Video: This video demonstrates the unboxing process and shows how to attach accessories to the figures, including details on individual characters like Darth Maul, Moff Gideon, The Mandalorian, Anakin Skywalker, Darth Vader, Grogu, Stormtrooper, Ahsoka Tano, Luke Skywalker, and Bo-Katan.

FEATURES AND ARTICULATION

Each 2.5-inch-scale figure features multiple points of articulation, allowing for various poses and dynamic play scenarios. The articulation points typically include:

- **Head:** Rotates and may have slight up/down movement.

- **Shoulders:** Arms can rotate and move outwards.
- **Wrists:** Hands can rotate.
- **Hips:** Legs can move forward and backward.

Experiment with different poses to recreate your favorite Star Wars scenes or invent new adventures.



Bo-Katan figure with blaster and shield.



Moff Gideon figure with Darksaber.



The Mandalorian and Grogu figures.



Anakin Skywalker figure with lightsaber.

CARE AND MAINTENANCE

To maintain the quality and appearance of your action figures:

- **Cleaning:** Wipe figures gently with a soft, dry cloth. Avoid using harsh chemicals or abrasive cleaners.

- **Storage:** Store figures and accessories in a cool, dry place away from direct sunlight and extreme temperatures to prevent material degradation or discoloration.
- **Handling:** Handle figures and their small accessories with care to prevent breakage or loss.

TROUBLESHOOTING

Issue: Small accessories detach or are easily lost.

- **Solution:** When opening the packaging, do so over a clean, clear surface to easily spot any small detached parts. Store all accessories in a designated container when not in use.



Issue: Figures do not stand upright easily.





- **Solution:** Adjust the articulation points (hips, knees, ankles if applicable) to find a stable center of gravity. Some figures may require a display stand (e.g., Grogu's hover pram comes with a stand).

PRODUCT SPECIFICATIONS

Specification	Detail
Product Dimensions	1.5 x 8.39 x 6.14 inches
Item Weight	9.1 ounces
ASIN	B09K23FS5F
Item Model Number	F4023
Manufacturer Recommended Age	4 years and up
Release Date	March 1, 2022
Manufacturer	Hasbro

Related Documents - F4023

	<p>Star Wars Galaxy Guide 3: The Empire Strikes Back RPG Sourcebook</p> <p>Explore the iconic 'The Empire Strikes Back' era with West End Games' Star Wars Galaxy Guide 3. This comprehensive RPG sourcebook details characters, planets, vehicles, and lore for fans and role-players, featuring Hoth, Dagobah, and key figures like Darth Vader, Luke Skywalker, and Boba Fett.</p>
	<p>Star Wars Lightsaber Prop Guidebook: A Deep Dive into Iconic Prop Design</p> <p>Discover the intricate details of Star Wars lightsaber props with this comprehensive guidebook by Seth M. Sherwood. Explore variants from the Original, Prequel, and Sequel Trilogies, including component analysis and construction techniques.</p>

	<p>DIY Star Wars Beer Tap Handles: Darth Vader & R2-D2 Custom Craft</p> <p>A step-by-step guide to creating custom Star Wars-themed beer tap handles featuring Darth Vader and R2-D2, using MDF, CNC carving, and detailed painting techniques.</p>
	<p>Star Wars Unlimited: Reglas Completas</p> <p>Reglamento completo del juego de cartas coleccionables Star Wars: Unlimited, detallando todas las reglas, mecánicas, y estructura de juego para una experiencia profunda.</p>
	<p>Star Wars Yoda Animated Figure Assembly and Operation Instructions</p> <p>Official assembly and operation instructions for the Star Wars Yoda animated figure (Model 4124175). Includes parts list, step-by-step assembly guide, operation modes, warnings, and care instructions.</p>
	<p>Star Wars 6 Ft Animated Stormtrooper: Use, Care, and Assembly Guide</p> <p>Comprehensive guide for the Star Wars 6 Ft Animated Stormtrooper (Model 24SV24407), including parts list, assembly instructions, operation modes, warnings, and care tips. Features Halloween and Christmas accessory options.</p>