

Lexon LH65MDB

Lexon Mina L Mushroom Lamp User Manual

MODEL: LH65MDB

1. Introduction

Welcome to the user manual for your new Lexon Mina L Mushroom Lamp. This portable and rechargeable LED lamp is designed to provide versatile lighting with its 9 LED color options and dimmable functionality. Crafted from durable aluminum, it is suitable for various indoor and outdoor settings.

Please read this manual carefully before using your lamp to ensure proper operation and to maximize its lifespan. Keep this manual for future reference.



Image: The Lexon Mina L Mushroom Lamp in Dark Blue, showcasing its elegant design.

2. Product Overview

Key Features:

- **Cordless and Portable:** Designed for easy movement and use anywhere.
- **Rechargeable Battery:** Up to 24 hours of light on a single charge.

- **Multiple Charging Options:** Recharge via USB-C (cable included) or wirelessly.
- **9 LED Color Options:** Choose from a spectrum of colors to set the mood.
- **Touch Activation and Dimmer:** Simple touch control for power and brightness adjustment.
- **Water Resistant:** Suitable for use in various environments, including outdoors.
- **Durable Construction:** Made with high-quality aluminum.

Package Contents:

- Lexon Mina L Mushroom Lamp
- USB-C Charging Cable
- Lithium Polymer Battery (pre-installed)



Image: Visual representation of the lamp's key features including battery life, charging methods, and water resistance.

3. Setup

Initial Charging:

1. Before first use, fully charge your Mina L lamp.
2. Connect the provided USB-C cable to the lamp's charging port and the other end to a compatible USB power adapter (not included).
3. Alternatively, place the lamp on a compatible wireless charging pad.
4. A full charge typically takes approximately 3 hours. The indicator light will change to confirm charging status (refer to operating instructions for details).

Placement:

Place the lamp on a stable, flat surface. Ensure it is not exposed to extreme temperatures or direct sunlight for prolonged periods, unless specifically designed for such conditions (e.g., during outdoor use where water resistance is relevant).

4. Operating Instructions

Power On/Off and Brightness Adjustment:

- To turn the lamp **ON**, gently tap the top surface of the lamp.
- To adjust **brightness**, continue tapping the top surface. Each tap will cycle through different brightness levels.
- To turn the lamp **OFF**, continue tapping until the light extinguishes.

Changing LED Colors:

- Once the lamp is on, a longer press (hold) on the top surface will cycle through the 9 available LED colors.
- Release your finger when the desired color is displayed.



Image: A hand demonstrating the touch control on top of the lamp to change its color, with examples of different LED colors.

5. Maintenance

Cleaning:

To clean the lamp, wipe it with a soft, damp cloth. Do not use abrasive cleaners, solvents, or harsh chemicals, as these may damage the finish.

Water Resistance:

The Lexon Mina L Mushroom Lamp is water resistant. This means it can withstand splashes and light rain. However, it is not designed to be submerged in water. Avoid prolonged exposure to heavy rain or direct water jets.

SLEEK & WATERPROOF

PERFECT COMPANION FOR ANY OUTDOOR OCCASION



Image: The Lexon Mina L Lamp placed outdoors on a wet surface, illustrating its water-resistant capability.

Battery Care:

- For optimal battery life, avoid fully discharging the lamp frequently.
- If storing the lamp for an extended period, charge it to approximately 50% before storage.
- Recharge the lamp every few months even if not in use to prevent deep discharge.

6. Troubleshooting

Lamp does not turn on:

- Ensure the lamp is charged. Connect it to a power source using the USB-C cable or a wireless charger.
- Verify that the power source (USB adapter, computer port, wireless charger) is functional.
- Ensure you are tapping the top surface correctly for activation.

Lamp does not change color or dim:

- Ensure the lamp is fully charged. Low battery may affect functionality.
- Confirm you are using the correct touch gestures (short tap for brightness, long press for color change).

Lamp is not charging:

- Check the USB-C cable for damage and ensure it is securely connected to both the lamp and the power source.
- If using wireless charging, ensure the lamp is correctly positioned on the charging pad and that the pad is powered on.
- Try a different USB-C cable or power adapter/wireless charger.

7. Specifications

Feature	Specification
Model Name	MINA L
Model Number	LH65MDB
Product Dimensions	6"D x 6"W x 7"H (approx. 15.24cm D x 15.24cm W x 17.78cm H)
Item Weight	11.4 ounces (322 Grams)
Material	Aluminum
Light Source Type	LED
Number of Light Sources	9
Brightness	65 Lumen
Color Temperature	6000 Kelvin
Power Source	Battery Powered
Battery Type	1 Lithium Polymer (included)
Average Life	30000 Hours
Control Method	Touch
Special Feature	Cordless, Dimmable, Water Resistant
Connectivity Technology	USB

8. Warranty & Support




For warranty information and customer support, please refer to the official Lexon website or contact the retailer

from whom you purchased the product. Keep your proof of purchase for any warranty claims.

An official User Manual (PDF) is also available for download:

[Download User Manual \(PDF\)](#)

Related Documents - LH65MDB

	<p>Lexon MINA Small Table Lamp User Manual - LED Portable Bedside Light</p> <p>Official user manual for the Lexon MINA Small Table Lamp. This LED portable bedside light offers 12-hour autonomy and memory dimmer, featuring a durable aluminum construction in glossy white.</p>
	<p>Lexon LH60 Mina Portable LED Lamp - Features, Instructions, and Specifications</p> <p>Learn about the Lexon LH60 Mina, a versatile portable LED lamp. This document covers its features, charging instructions, operating modes, and important safety precautions. Designed by Manuela Simonelli & Andrea Quaglio.</p>
	<p>Lexon LR153 Mina Sunrise Wake-Up Light & Alarm Clock - User Guide</p> <p>Comprehensive guide for the Lexon LR153 Mina Sunrise, a rechargeable wake-up light and alarm clock with sunset simulation. Learn how to set up, use features, and view specifications.</p>



LR153
MINA SUNRISE

Design by Flaminio Piccinini & Andrea Dugghe

[Lexon Mina Sunrise LR153 Wake-Up Light & Alarm Clock - User Manual](#)

Comprehensive user manual for the Lexon Mina Sunrise LR153, a versatile wake-up light and alarm clock. Learn about its features, settings, safety precautions, and specifications.



LR153
MINA SUNRISE

Design by Flaminio Piccinini & Andrea Dugghe

[Lexon Mina Sunrise LR153: Smart Sunrise Alarm Clock & Lamp User Manual](#)

A comprehensive user manual for the Lexon Mina Sunrise LR153, detailing its features as a smart alarm clock, wake-up light, and bedside lamp. Learn about its sunrise/sunset simulation, color options, alarm settings, and technical specifications.



[Lexon Mina L Audio: Portable LED Lamp and Bluetooth Speaker User Manual](#)

User guide for the Lexon Mina L Audio (LH76), a versatile portable device combining a 9-color dimmable LED lamp with a 5W Bluetooth speaker. Features include wireless charging, TWS stereo pairing, and a selfie remote control.