

KUIYN T8

KUIYN T8 Mechanical Gaming Keyboard and Mouse User Manual

Model: T8 | Brand: KUIYN

INTRODUCTION

This manual provides comprehensive instructions for the KUIYN T8 60% Mechanical Gaming Keyboard and Optical Gaming Mouse combo. This compact and high-performance set is designed for an enhanced gaming and typing experience across various platforms including PC, Mac, PS4, and XBOX. Please read this manual carefully to ensure proper setup, operation, and maintenance of your new gaming peripherals.



Image: The KUIYN T8 mechanical gaming keyboard, optical gaming mouse, and a gaming mouse pad featuring a wolf head design. A single blue clicky switch is also shown, highlighting the keyboard's mechanical nature.

SETUP GUIDE

Follow these steps to set up your KUIYN T8 keyboard and mouse:

1. **Unpacking:** Carefully remove the keyboard, mouse, and any included accessories (such as the Type-C cable, key puller, and mouse pad) from the packaging.
2. **Connect the Keyboard:** Connect the Type-C end of the provided USB cable to the keyboard's Type-C port. Connect the standard USB-A end of the cable to an available USB port on your computer or gaming console (PC, Mac, PS4, XBOX).
3. **Connect the Mouse:** The mouse is also wired. Connect its USB-A cable to another available USB port on your device.
4. **Initial Recognition:** Your operating system should automatically detect and install the necessary drivers. This may take a few moments.

5. **Mouse Pad Placement:** Place the included mouse pad on your desk for optimal mouse performance.



Image: A close-up view of the KUIYN T8 RGB mechanical keyboard, highlighting its Type-C wired connection port and various features like 18 RGB light modes, 68 keys, full-key anti-ghosting, and ergonomic design.

OPERATING INSTRUCTIONS

Keyboard Operation

The KUIYN T8 keyboard features a 68-key compact layout with various functions accessible via key combinations.

- **Function (Fn) Key:** The Fn key is used in combination with other keys to access multimedia controls, lighting adjustments, and other special functions.
- **RGB Backlight Adjustment:**
 - **Switch Modes:** The keyboard supports 18 different pre-setting Chroma RGB LED light effect modes. Specific key combinations (e.g., Fn + certain keys, often indicated by icons on the keycaps) are used to cycle through these modes.

- **Adjust Brightness:** Increase or decrease backlight brightness using designated key combinations (e.g., Fn + ↑/↓).
- **Adjust Speed:** Change the speed of dynamic lighting effects using designated key combinations (e.g., Fn + ←/→).
- **Anti-Ghosting:** The keyboard features full-key anti-ghosting, ensuring that all key presses are registered accurately, even during rapid, simultaneous inputs.
- **Special Key Design:** The space bar and ESC key feature a unique wolf head pattern.



Image: The KUIYN T8 mechanical keyboard showcasing its vibrant RGB backlighting and compact layout, with light reflecting on the surface below.

Compact Gaming Keyboard



Image: An illustration demonstrating the compact size of the gaming keyboard, comparing its footprint to a standard full-size keyboard layout.

Mouse Operation

The KUIYN T8 optical gaming mouse offers precise control and customizable settings.

- **DPI Adjustment:** The mouse features 6 adjustable DPI levels: 800, 1600, 2400, 3200, 4800, and 6400 DPI. Use the dedicated DPI button (usually located near the scroll wheel) to cycle through these settings. Each DPI level may correspond to a different RGB backlight color for easy identification.
- **RGB Backlight:** The mouse includes 6 kinds of RGB backlight effects. These typically change automatically or can be adjusted via software (if available, not specified in provided data) or a dedicated button.
- **Honeycomb Design:** The lightweight honeycomb shell design contributes to the mouse's 96g weight, enhancing maneuverability.
- **Durability:** The mouse is built to withstand 20g acceleration and has a 50 million button life.

Professional Gaming Mouse

6 Grade DPI Adjustable



Image: The professional gaming mouse, highlighting its ergonomic shape and the six adjustable DPI levels (800-6400) indicated by colored dots.

Wired Optical Mouse

Wide Range of Applicability



6 RGB Light



96g Light Weight



Image: The wired optical mouse, emphasizing its wide range of applicability across Windows, Mac, and Linux operating systems, along with its RGB lighting and lightweight design (96g).

MAINTENANCE

Proper maintenance ensures the longevity and optimal performance of your KUIYN T8 gaming set.

- **Cleaning the Keyboard:**

- Disconnect the keyboard before cleaning.
- Use a soft, dry cloth to wipe down the keycaps and frame.
- For dust and debris between keys, use compressed air.
- The ABS fuel injection keycaps are designed for good light transmission and resistance to fading.

- **Cleaning the Mouse:**

- Disconnect the mouse.

- Wipe the surface with a soft, slightly damp cloth. Avoid excessive moisture.
- Clean the optical sensor area gently with a cotton swab if tracking issues occur.
- **Cable Management:** Avoid sharp bends or kinks in the USB cables to prevent damage.
- **Storage:** When not in use for extended periods, store the keyboard and mouse in a clean, dry environment away from direct sunlight and extreme temperatures.

SPECIFICATIONS

Feature	Detail
Model Number	T8
Brand	KUIYN
Keyboard Layout	68-key, 60% Compact TKL
Switch Type	Blue Clicky Switch (Mechanical)
Backlight	18 Chroma RGB Backlit Modes (Adjustable brightness & speed)
Anti-Ghosting	Full-key Anti-ghosting
Connectivity	Type-C Wired (Keyboard), USB Wired (Mouse)
Mouse DPI	800-1600-2400-3200-4800-6400 DPI (6 levels)
Mouse Backlight	6 kinds of RGB backlight
Mouse Weight	96g (Honeycomb design)
Compatible Devices	Laptop, Personal Computer (PC, Mac, PS4, XBOX)
Package Dimensions	15.83 x 5.98 x 1.93 inches
Item Weight	2.02 pounds
Date First Available	October 21, 2021

PRODUCT SIZE



Image: A diagram illustrating the physical dimensions of the KUIYN T8 keyboard (12.2in length, 4in width, 1.4in height) and mouse (5in length, 2.6in width, 1.5in height).

TROUBLESHOOTING

If you encounter issues with your KUIYN T8 gaming set, please refer to the following common solutions:

- **Keyboard or Mouse Not Responding:**

- Ensure both the keyboard's Type-C cable and the mouse's USB cable are securely plugged into your device's USB ports.
- Try connecting the devices to different USB ports on your computer or console.
- Restart your computer or gaming console.
- Verify that no other software or drivers are conflicting with the devices.

- **RGB Backlight Not Working or Incorrect:**

- Ensure the devices are properly connected and powered.
- Cycle through the RGB modes using the designated key combinations on the keyboard or the DPI button on the mouse.

- Adjust brightness settings to ensure the backlight is not set to minimum.
- **Mouse Tracking Issues:**
 - Ensure the optical sensor on the bottom of the mouse is clean and free of debris.
 - Use the mouse on a clean, uniform surface, preferably the included mouse pad.
 - Adjust the DPI settings to a level suitable for your usage.
- **Keys Not Registering / Ghosting:**
 - The keyboard features full-key anti-ghosting, but ensure no physical obstruction is preventing key presses.
 - If a specific key is not working, it might indicate a hardware issue.

If problems persist after trying these steps, please refer to the warranty and support information.

WARRANTY AND SUPPORT

The KUIYN T8 Mechanical Gaming Keyboard and Mouse set comes with a **12-month warranty** from the date of purchase, as indicated on the product packaging. This warranty covers manufacturing defects and ensures reliable service.

For technical support, warranty claims, or any questions regarding your product, please contact KUIYN customer service. Contact details may be found on the product packaging or the official KUIYN website.

Please retain your proof of purchase for warranty validation.

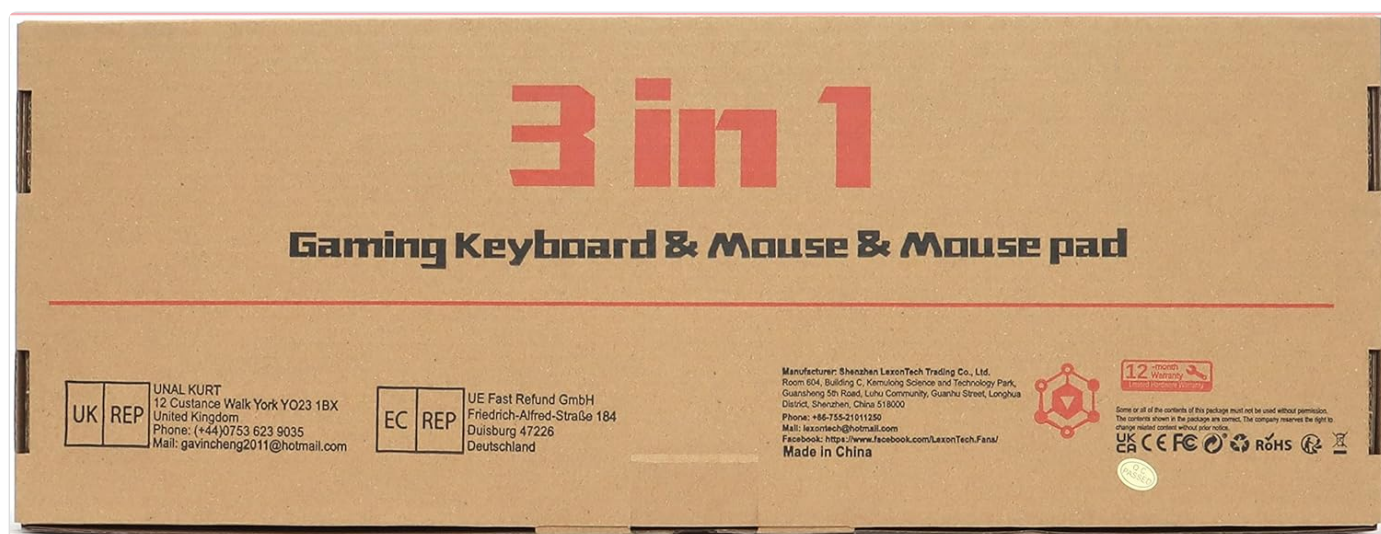







Image: The back of the product packaging, displaying "3 in 1 Gaming Keyboard & Mouse & Mouse pad" and indicating a "12 Months Warranty" along with manufacturer contact information.

© 2024 KUIYN. All rights reserved.

This manual is for informational purposes only. Specifications are subject to change without notice.

Related Documents - T8

	<p>KUIYIN 383 PRO X400 Gaming Mouse User Guide</p> <p>User guide for the KUIYIN 383 PRO X400 transparent ultralight wired gaming mouse, featuring 13 RGB backlighting, 6 adjustable DPI up to 12800, and macro programming for PC and console gaming.</p>
	<p>MAMBASNAKE L96 2.4G Wireless Keyboard and Mouse Set: Instruction Manual</p> <p>User guide for the MAMBASNAKE L96 2.4G wireless keyboard and mouse combo, featuring RGB lighting, pudding keycaps, rechargeable battery, and adjustable DPI. Includes features, specifications, and system compatibility.</p>
	<p>PlayStation 4 Repair Guide: Fix Turns On Then Off Issue</p> <p>Learn how to fix your PlayStation 4 (PS4) that turns on then immediately turns off with this step-by-step repair guide. Includes tools needed and troubleshooting tips.</p>
	<p>Xbox Series X Teardown: A Comprehensive Guide to Microsoft's Gaming Console</p> <p>Explore the inner workings of the Microsoft Xbox Series X with this detailed teardown guide. Discover its components, specifications, and repairability insights from iFixit.</p>
	<p>Luceco LED ECO Climate T8 IP65 Installation & Operating Instructions</p> <p>Detailed installation and operating instructions for the Luceco LED ECO Climate T8 IP65 anti-corrosive luminaire, including assembly, wiring, and component replacement guidance.</p>