

Manuals+

[Q & A](#) | [Deep Search](#) | [Upload](#)

manuals.plus /

- › [VIZIO](#) /
- › [VIZIO 55-Inch OLED Premium 4K UHD HDR Smart TV User Manual](#)

VIZIO OLED55-H1

VIZIO 55-Inch OLED Premium 4K UHD HDR Smart TV User Manual

Model: OLED55-H1 | Brand: VIZIO

1. INTRODUCTION

This user manual provides detailed instructions for the VIZIO 55-Inch OLED Premium 4K UHD HDR Smart TV, model OLED55-H1. This television is engineered to deliver exceptional picture quality with perfect black levels and infinite contrast, powered by the IQ Ultra processor. It features a ProGaming Engine for smooth 4K 120Hz graphics, AMD FreeSync Premium, and Variable Refresh Rate. The integrated SmartCast platform allows for seamless streaming, control, and content sharing, including Apple AirPlay 2 and Chromecast Built-in. Additionally, you can pair Bluetooth headphones for a personalized audio experience.

2. SETUP

2.1 Unpacking and Component Check

Carefully remove all components from the packaging. Ensure all items listed in the 'What's in the Box' section are present and undamaged.



Image: The VIZIO OLED TV packaging, showing the product box from two angles.

2.2 Stand Installation

If using the included stand, attach it securely to the television following the instructions provided in the quick start guide. Ensure all screws are tightened to prevent instability.

2.3 Power Connection

Connect the power cable to the TV's power input and then to a wall outlet. Do not plug into a power strip until all other connections are made.

2.4 Initial Setup Wizard

Upon first power-on, the TV will guide you through an initial setup wizard. This includes language selection, network connection (Wi-Fi), channel scanning (if using an antenna), and SmartCast account setup.

OLED	TV With Stand 48.3"W x 30.6"H x 11.3"D	TV Without Stand 48.3"W x 27.6"H x 2.2"D
-------------	--	--



WatchFree™
VIZIO
200+ Free Streaming Channels

- User Manual
- Power Cable
- XRT140 Remote

What's Included

- Works with Apple AirPlay
- Chromecast built-in

Product features, functionality, and design are subject to change without notice. App services featured on the remote may vary and may not be available in all regions.

Image: A diagram showing the VIZIO OLED TV's dimensions, the included remote control, and a list of what's included in the box.

3. OPERATING INSTRUCTIONS

3.1 Power On/Off

Press the Power button on the remote control or on the TV to turn the TV on or off.



Image: A front view of the VIZIO 55-Inch OLED TV, showcasing its sleek design.

3.2 Input Selection

Press the 'INPUT' button on your remote to cycle through available input sources (HDMI 1, HDMI 2, HDMI 3, Antenna, Composite, SmartCast Home).

3.3 SmartCast Navigation

Use the directional pad and 'OK' button on your remote to navigate the SmartCast home screen. Access apps, WatchFree+, and other content.

VIZIO App Catalog




Image: The VIZIO App Catalog displayed on the TV screen, showing various streaming service icons.

4. KEY FEATURES

4.1 Infinite Contrast with OLED Technology

The VIZIO OLED TV features over 8 million self-illuminating pixels, allowing for perfect black levels and infinite contrast. This results in unprecedented detail and dimension in every scene.



Image: The VIZIO 55-Inch OLED TV showcasing a vibrant, high-contrast image of a fiery landscape against a starry sky.

4.2 Ultra Color Spectrum

Experience over a billion intense colors for exceptional image accuracy, bringing your favorite entertainment to life with stunning vibrancy.



Image: A split image demonstrating the difference in color vibrancy, with one side showing standard color and the other showing the enhanced Ultra Color Spectrum.

4.3 Innovative Borderless Design

The TV features a stunning bezel-less frame and a profile as thin as 4mm, offering a modern and elegant aesthetic. An intuitive cable management system is also integrated.



Image: A side view of the VIZIO OLED TV, highlighting its extremely thin panel and sleek stand design.

4.4 Dolby Vision Bright Mode & HDR Support

Enjoy lifelike accuracy, color saturation, black detail, and brightness with Dolby Vision Bright picture mode. The TV also supports HDR10/+ and HLG formats for a wide range of HDR content.



Image: A split image comparing a scene without Dolby Vision HDR to the same scene with Dolby Vision HDR, showing enhanced detail and color.

4.5 4K Ultra HD Resolution

With over 8 million pixels, four times the resolution of 1080p, every scene is displayed in breathtaking detail and clarity.



Image: A split image comparing a scene without 4K Ultra HD to the same scene with 4K Ultra HD, demonstrating the significant increase in detail and sharpness.

5. CONNECTIVITY

5.1 HDMI 2.1 Ports

The TV is equipped with HDMI 2.1 ports, supporting advanced features like 4K at 120Hz, Variable Refresh Rate (VRR), and Auto Low Latency Mode (ALLM) for optimal gaming and high-bandwidth devices.




Image: A close-up view of the rear panel of the VIZIO OLED TV, showing the various input and output ports, including HDMI, Ethernet, and audio outputs.

5.2 Wi-Fi and Bluetooth

Built-in Wi-Fi allows for seamless internet connectivity for streaming and SmartCast features. Bluetooth enables wireless audio connections, such as pairing headphones.



PAIR YOUR WIRELESS HEADPHONES

Hear Every Word
Uninterrupted



 Bluetooth®

Image: A person wearing wireless headphones, enjoying content on the VIZIO TV, illustrating the Bluetooth audio feature.

5.3 Apple AirPlay 2 and Chromecast Built-in

Effortlessly stream, mirror, and cast content directly from your Apple or Android devices to the TV using AirPlay 2 or Chromecast Built-in.

Stream. Mirror. Cast.



All screen images simulated. This VIZIO Smart TV is compatible with AirPlay 2. iOS 12.3 or later or macOS 10.14.5 or later is required. Apple AirPlay is a trademark of Apple Inc., registered in the U.S. and other countries and regions. Google, YouTube and Chromecast built-in are trademarks of Google LLC.

Image: A collage showing various scenarios of content being streamed, mirrored, or cast from mobile devices and laptops to the VIZIO TV.

6. GAMING FEATURES

6.1 ProGaming Engine

The ProGaming Engine ensures ultra-smooth 4K 120Hz graphics, AMD FreeSync Premium, and Variable Refresh Rate (VRR) for a responsive and immersive gaming experience. A dedicated gaming menu provides quick access to relevant settings.

VIZIO

OFFICIAL PARTNERS



Game on.



© & ™ WBEI. © & ™ DC. All Rights Reserved.

4K GAMING
HDR TONE MAPPING

VRR
VARIABLE REFRESH RATE

4K
120 FPS



DEDICATED
GAMING MENU

IQ ULTRA
PROCESSOR

HDMI® 2.1

© 2022 VIZIO, INC. ALL RIGHTS RESERVED.

Image: The VIZIO OLED TV displaying a high-fidelity video game scene, emphasizing its gaming capabilities.

6.2 IQ Ultra Processor

The revolutionary IQ Ultra processor enhances picture quality, reduces noise, and provides faster access to apps, contributing to a more responsive smart TV and gaming experience.



More Detail, Less Noise

Superior 4K HDR picture processing and more intelligent 4K upscaling engine

Faster Smart TV

Quicker access to apps and more responsive smart TV experience

4K 120Hz

Faster, more optimized gaming for the latest gaming consoles

Image: A detailed render of the VIZIO IQ Ultra Processor chip, highlighting its advanced technology.

7. SMART TV FEATURES

7.1 SmartCast Platform

SmartCast provides a unified platform for streaming, controlling, and sharing content. It offers a wide array of apps and services directly on your TV.

AMERICA'S SMART TV

Smart. Simple. Award-winning.



Free Movies and Shows

Hundreds of free channels and thousands of on demand titles.



Built-in App Catalog

Apps are readily available – no downloading needed.



New Features

New apps, content, and enhancements through WiFi.

Works with Voice Assistants.



Stream. Mirror. Cast.



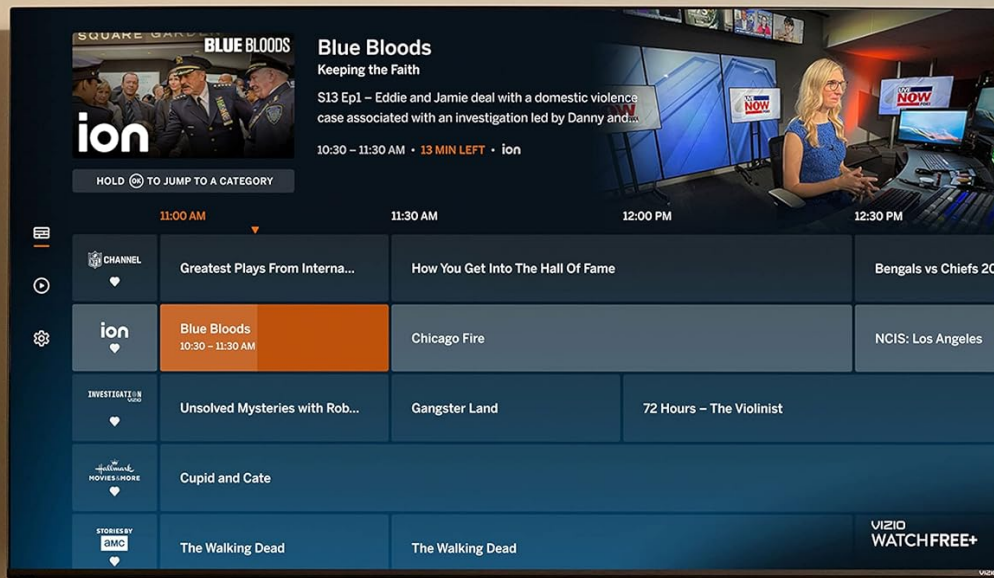
All screen images simulated. This VIZIO Smart TV is compatible with AirPlay 2. iOS 12.3 or later or macOS 10.14.5 or later is required. Apple AirPlay and Apple Home are trademarks of Apple Inc., registered in the U.S. and other countries and regions. Google, Google Home, Nest Mini and Chromecast built-in are trademarks of Google LLC. Nest Mini requires a Wi-Fi network, a nearby electrical outlet, a compatible mobile device, and a Google Account. Minimum OS requirements are available at [g.co/home/req](https://www.google.com/home/req). Amazon, Alexa, and all related logos are trademarks of Amazon.com, Inc. or its affiliates. Please visit www.vizio.com/en/alexa to learn more about Alexa compatibility.

Image: The VIZIO Smart TV interface, showcasing popular streaming apps and content recommendations.

7.2 WatchFree+

Access hundreds of free streaming channels and thousands of on-demand titles with WatchFree+, integrated directly into the SmartCast experience. No subscriptions or fees required.

VIZIO



Free TV lives here.

260+ free channels and over 6,000 titles on demand.
No subscriptions, logins, or fees.



Image: The VIZIO WatchFree+ electronic program guide (EPG) displayed on the TV, showing various live channels and program listings.

7.3 Voice Assistant Compatibility

The VIZIO OLED TV works with popular voice assistants like Alexa, Apple Home, and Google Home, allowing for convenient voice control of your TV and smart home devices.

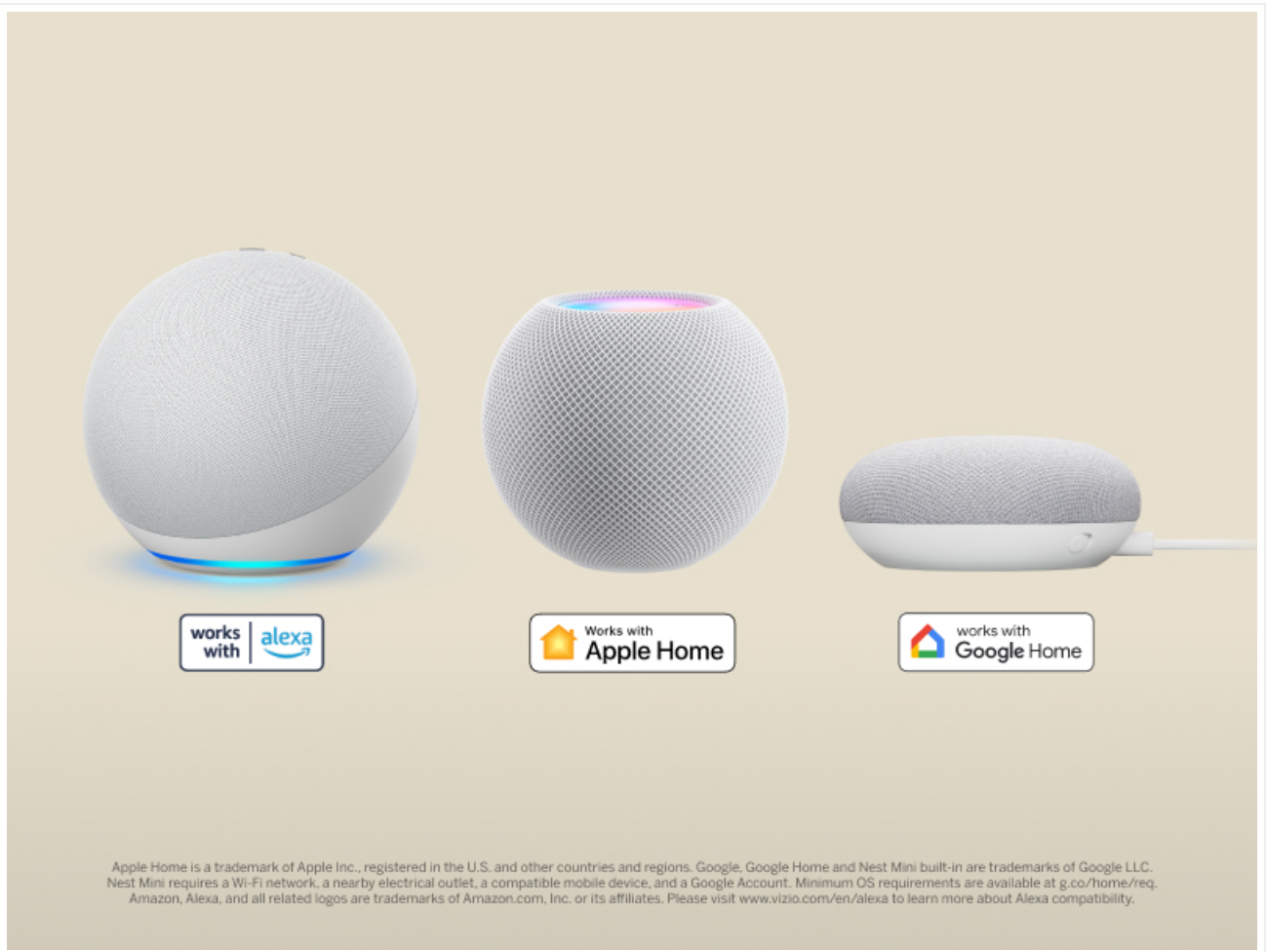


Image: Various smart speakers (Amazon Echo, Apple HomePod, Google Home Mini) indicating compatibility with VIZIO Smart TVs.

7.4 VIZIO Mobile App

Control your TV from your smartphone with the free VIZIO Mobile app, available on the App Store and Google Play. The app offers full remote functionality and additional features.

VIZIO Mobile App



Control from the palm of your hand with the free VIZIO Mobile app.



Image: Screenshots of the VIZIO Mobile App interface on multiple smartphones, demonstrating its remote control and content browsing features.

8. MAINTENANCE

8.1 Cleaning the TV

To clean the screen, gently wipe with a soft, dry microfiber cloth. For stubborn marks, lightly dampen the cloth with water or a screen-safe cleaning solution. Avoid harsh chemicals or abrasive materials. For the TV frame and stand, use a soft, dry cloth.

8.2 Software Updates

The TV may receive automatic software updates via Wi-Fi. Ensure your TV is connected to the internet to receive the latest features and performance improvements. Do not unplug the TV during an update.

9. TROUBLESHOOTING

9.1 No Power

- Ensure the power cable is securely connected to both the TV and a working electrical outlet.
- Try plugging another device into the same outlet to confirm it has power.
- Press the power button on the TV itself, not just the remote.

9.2 No Picture/Sound

- Verify the correct input source is selected (e.g., HDMI 1, Cable/Antenna).
- Check all cable connections (HDMI, audio) between the TV and external devices.
- Ensure the volume is not muted or set to zero.
- Perform a power cycle: unplug the TV for 60 seconds, then plug it back in.

9.3 Network Connectivity Issues

- Check if your Wi-Fi router is working correctly.
- Restart your router and modem.
- Go to the TV's network settings and try reconnecting to your Wi-Fi network.
- If possible, try a wired Ethernet connection to rule out Wi-Fi issues.

9.4 Remote Control Not Responding

- Replace the batteries in the remote control.
- Ensure there are no obstructions between the remote and the TV's IR sensor.
- If using the VIZIO Mobile App, ensure your phone and TV are on the same network.

10. SPECIFICATIONS

Feature	Detail
Brand	VIZIO
Model Number	OLED55-H1
Screen Size	55 Inches
Display Technology	OLED
Resolution	4K Ultra HD (3840 x 2160)
Refresh Rate	120 Hz
HDR Support	Dolby Vision, HDR10+, HDR10, HLG
Connectivity	Wi-Fi, HDMI 2.1, Ethernet
Special Features	Ultra Color Spectrum, Spatial Scaling Engine, ProGaming Engine
Audio	Built-In Speakers, Bluetooth Audio Out
Product Dimensions (with stand)	11.29"D x 48.34"W x 30.63"H
Item Weight	53.31 Pounds
On-mode Power Consumption	15 watts
Annual Energy Consumption	226 kWh (estimated)




Image: A diagram illustrating the precise dimensions of the VIZIO OLED TV, including width, height, and depth.

Federal law prohibits removal of this label before consumer purchase.

ENERGY GUIDE

Television

Vizio Inc.
OLED55-H1

Estimated Yearly Energy Cost

\$27

Cost Range of
Similar Models
(55" – 59")

\$34

\$8

- Based on 12 cents per kWh and 5 hours use per day
- Estimated yearly electricity use of this model: 226kWh
- **Your cost depends on your utility rates and use.**

Visit ftc.gov/energy

X40300099776A

Image: The official Energy Guide label for the VIZIO OLED55-H1 TV, detailing estimated yearly energy cost and consumption.

11. WHAT'S IN THE BOX

- VIZIO 55-Inch OLED Premium 4K UHD HDR Smart TV (OLED55-H1)
- Remote Control
- Power Cable
- TV Stand (and mounting hardware)
- Batteries for Remote Control

12. WARRANTY AND SUPPORT

VIZIO provides comprehensive technical support for its products. For assistance with setup, troubleshooting, or any other inquiries, please refer to the contact information below.



VIZIO

Lifetime Technical Support

— Since 2002 —

 **THE STEVIE® AWARDS**
FOR CUSTOMER SERVICE

112 Awards

 **Text**  **Live Agent Chat**  **Email**  **Video Support**

Image: A graphic detailing VIZIO's Lifetime Technical Support, including options for text, live agent chat, email, and video support.

For the most up-to-date warranty information and support resources, please visit the official VIZIO support website or

contact their customer service directly.