

## SYNCO P2L

# SYNCO P2L Wireless Lavalier Microphone User Manual

Model: P2L

## 1. INTRODUCTION

The SYNCO P2L is a compact wireless lavalier microphone system designed for use with iOS devices. It features two transmitters (TX) and one receiver (RX), enabling two-person recording with high-fidelity audio transmission. This manual provides detailed instructions for setup, operation, maintenance, and troubleshooting to ensure optimal performance of your device.


## 2. PACKAGE CONTENTS

Please verify that all items listed below are included in your package:

- Wireless Charging Storage Case x1
- Transmitter (TX) x2
- Receiver (RX) with Lightning Connector x1
- Charging Cable x1
- Type-C to 3.5mm Adapter x1
- User Manual x1

# Professional Customer Service

## Local Language Service Team



Reply within 24 hours on working days,  
provide solutions until you are satisfied



TX Transmitter x2



RX Receiver  
(Lightning Connector) x1



Wireless Charging Case x1



Charging Cable x1



Type-C to 3.5mm Adapter x1



User Manual x1

Image: Contents of the SYNCO P2L Wireless Microphone package, including the charging case, two transmitters, one receiver, charging cable, Type-C to 3.5mm adapter, and user manual.

## 3. PRODUCT OVERVIEW

The SYNCO P2L system consists of a charging case, two transmitters (TX), and one receiver (RX).

### 3.1. Transmitter (TX)

- Integrated microphone for audio capture.
- Clip for attachment to clothing.

- Indicator lights for battery status and pairing.

### 3.2. Receiver (RX)

- Lightning connector for direct connection to iOS devices.
- Type-C port for real-time monitoring and phone charging.
- Button for activating vocal effects.
- Indicator lights for battery status and pairing.

### 3.3. Charging Case

- Stores and charges the TX and RX units.
- Provides additional charges for extended use.
- Features a drawer design for easy access and contact pairing.



Image: Overview of the SYNCO P2L wireless microphone system, showing the charging case, two transmitters, and one receiver, along with a smartphone.

## 4. SETUP GUIDE

Follow these steps for quick and easy setup:

1. **Step 1: Open the Charging Case.** Press the front of the charging case to release the drawer.



Animation: A hand pressing the front of the SYNCO P2L charging case to open its drawer.

2. **Step 2: Remove Transmitters and Receiver.** Take out the two TX units and one RX unit from the charging drawer. They will automatically power on and attempt to pair.



Animation: The two transmitters and one receiver being lifted out of the open charging case drawer.

3. **Step 3: Connect the Receiver.** Plug the RX unit directly into the Lightning port of your iOS device.



Animation: The receiver unit being plugged into the Lightning port of a smartphone.

4. **Step 4: Begin Recording.** Open your camera or recording application. The system is now ready for use.



Animation: A smartphone screen displaying a recording interface with a checkmark, indicating successful connection and readiness to record.

## 5. OPERATING INSTRUCTIONS

---

### 5.1. Recording Modes (Mono/Stereo)

The SYNCO P2L supports both mono and stereo recording when using two transmitters. The system automatically detects the number of active transmitters and adjusts the recording mode. Stereo mode provides a richer and more immersive audio experience, suitable for interviews or performances with two speakers.

### 5.2. Vocal Effects

The P2L receiver integrates nine distinct vocal effects. These effects can be activated by pressing a dedicated button on the receiver. The available effects include:

- Original
- Studio TX
- KTV FX
- Voice Amplification
- EDM
- Baby FX
- Male to Female
- Female to Male
- Monster FX

# Nine Magical Vocal Effects

Firstly integrated microphone and voice changer. Create more fun for your video and live streaming.



Image: Illustration of the nine vocal effects available on the SYNCO P2L receiver, shown with various visual representations of sound modification.

## 5.3. Real-time Monitoring

The Type-C port on the RX unit allows for real-time audio monitoring. Connect a 3.5mm headphone (using the included Type-C to 3.5mm adapter) to this port to listen to the audio being recorded. This port also supports simultaneous charging of your phone while the microphone is in use.

## 5.4. Charging and Battery Life

The charging case provides convenient storage and charging for the TX and RX units. A 10-minute charge can provide approximately 45 minutes of recording time for the transmitters. A full charge of the



transmitters offers up to 5 hours of recording. The charging case itself holds enough power for two full charges of both transmitters.

## Fast Charging, Long-Time Powerful

Contact fast charging will get you 45mins shooting only through 10mins charging.



**1.5 hour**  
Charging time



**5 hours**  
Battery Life



Full charging case  
holds for **2-time**  
charging



Charging While  
Recording



Image: Visual representation of the SYNCO P2L's fast charging capabilities and battery life, showing the charging case and individual units.

## 6. KEY FEATURES

### 6.1. Obstacle-Free and High-Fidelity Transmission

Utilizing Synocoder 3.0 technology and an intelligent DSP chip, the SYNCO P2L ensures stable and clear



sound transmission up to 150 meters (492 feet) in Line-of-Sight (LOS) areas. It effectively filters out low-frequency noises, reproducing clear voices even with minor obstructions.

# 100% High Sound Quality Transmission in 50m Even With Obstructions

Keep you in stable and clear sound from 492ft/150m(LOS).

50m  
(N LOS)

150m  
(LOS)

492ft/150m(LOS)

SYNCO

SynCoder 3.0

Real Time  
in-Ear Monitoring

Image: Diagram illustrating the transmission range of the SYNCO P2L wireless microphone, showing 150m (LOS) and 50m (N LOS) distances over a mountainous landscape.

## 6.2. Wide Compatibility

The P2L receiver with its Lightning connector is compatible with a wide range of iOS devices, including various models of iPhone (14/13/12/11/X/XR/XS/8/7/6/6s/5/5s/5c, Pro Max, Pro, mini, SE) and iPad (Air, Pro). It is suitable for use with popular applications for live streaming, video recording, and social media content creation.



# Multi-Purpose Intelligent and Compatible

**Wide Compatibility**  
Youtube, Facebook , Line, twitter , Instagram , Tik Tok ,  
Skype , VUE Vlog , Livestream , Snapchat , Periscope

**P2L: for Lightning iOS Devices**

Image: Visual showing the SYNCO P2L's compatibility with various iOS devices and popular social media and video recording applications.

## 7. MAINTENANCE

- Keep the device clean and dry. Avoid exposure to moisture or extreme temperatures.
- Use a soft, dry cloth for cleaning. Do not use harsh chemicals or abrasive materials.
- Store the transmitters and receiver in the charging case when not in use to protect them and ensure they remain charged.
- Avoid dropping the device or subjecting it to strong impacts.



## 8. TROUBLESHOOTING

Issue	Possible Cause	Solution
Transmitters/Receiver not pairing	Units are out of range, low battery, or pairing error.	Ensure units are fully charged and within close proximity. Place units back in the charging case, close it, then reopen to re-initiate pairing. If issues persist, try holding down the power button on both TX and RX for 3 seconds to force a re-pairing.
Low audio volume	Microphone too far from source, recording app settings, or device volume.	Ensure the transmitter is clipped close to the speaker's mouth. Check the audio input settings in your recording application and adjust the device's volume levels.
Intermittent recording or noise	Interference, loose connection, or faulty unit.	Avoid environments with strong electromagnetic interference. Ensure the RX is securely plugged into your device. Check for physical damage to the units or charging contacts. If charging issues occur, ensure contacts are clean.
Device not recognized by phone	Loose connection, phone software issue, or incompatible device.	Ensure the RX is firmly plugged into the Lightning port. Restart your phone. Verify your iOS device model is listed as compatible. If using an older iOS version, ensure it is updated.

## 9. SPECIFICATIONS

Feature	Detail
Model Number	P2L
Microphone Form Factor	Lavalier
Connectivity Technology	Auxiliary (Wireless 2.4GHz)
Connector Type	Lightning
Compatible Devices	iPhone 14/13/12/11/X/XR/XS/8/7/6/6s/5/5s/5c, iPhone Pro Max 14/13/12/11/XS; iPad Air 3/2/1, iPhone Plus 14/8/7/6/6s; iPad Pro 10.5 in/9.7 in, iPhone Pro 14/13/12/11; iPhone mini 13/12, iPhone SE 1st Gen/2nd Gen/3rd Gen
Polar Pattern	Omnidirectional

Feature	Detail
Frequency Response	20 KHz
Signal-to-Noise Ratio	75 dB
Audio Sensitivity	26 Decibels
Power Source	Battery Powered (1 Lithium Ion battery included)
Material	Acrylonitrile Butadiene Styrene
Item Weight	0.176 ounces (5 Grams)
Package Dimensions	4.69 x 4.65 x 1.89 inches
Date First Available	October 20, 2021

## 10. WARRANTY AND SUPPORT

---


SYNCO provides a 365-day warranty for this product. For technical assistance, troubleshooting, or warranty claims, please contact SYNCO customer service. Support is typically available within 24 hours on working days.

# Professional Customer Service

## Local Language Service Team



**WARRANTY**



Reply within 24 hours on working days,  
provide solutions until you are satisfied



TX Transmitter x2



RX Receiver  
(Lightning Connector) x1



Wireless Charging Case x1



Charging Cable x1



Type-C to 3.5mm Adapter x1




User Manual x1

Image: Information regarding SYNCO's professional customer service and 365-day warranty.

© 2023 SYNCO. All rights reserved.

Related Documents - P2L



	<p><a href="#">SYNCO P2 Series Wireless Microphone System User Manual</a></p> <p>Comprehensive user manual for the SYNCO P2 Series wireless microphone system, detailing product features, operation, specifications, and warranty information.</p>
	<p><a href="#">SYNCO G1(A2) Wireless Lavalier Microphone System User Manual</a></p> <p>User manual for the SYNCO G1(A2) Wireless Lavalier Microphone System, detailing product instructions, specifications, and warranty information.</p>
	<p><a href="#">SYNCO G2 Wireless Microphone Connection Guide</a></p> <p>A comprehensive guide detailing how to connect the SYNCO G2 wireless microphone system to various devices including iPhones, iPads, Android tablets, cameras, laptops, Zoom recorders, and GoPros.</p>
	<p><a href="#">SYNCO G2 Wireless Lavalier Microphone FAQ</a></p> <p>Frequently asked questions and troubleshooting for the SYNCO G2 Wireless Lavalier Microphone, covering issues like lost accessories, signal drops, background noise, connectivity problems, audio clipping, and charging.</p>
	<p><a href="#">SYNCO Microphone P1 Series Wireless Microphone System User Manual</a></p> <p>Official user manual for the SYNCO Microphone P1 Series wireless microphone system. Provides detailed information on setup, operation, specifications, and warranty for the P1S model.</p>
	<p><a href="#">SYNCO G1(A2) Wireless Microphone System User Manual</a></p> <p>Comprehensive user manual for the SYNCO G1(A2) 2.4GHz wireless lavalier microphone system, covering setup, operation, specifications, and warranty information for professional audio recording.</p>

Documents - SYNCO – P2L


[\[pdf\]](#) User Manual Instructions Warranty

Synco P2L BL User Manual Miniature 2 Person Digital Wireless Microphone 782190 bhphotovideo lit files

|||

Microphone **P2L** User Manual Thank you for choosing SYNCO product. Please read this manual carefully before use and follow all instructions mentioned herein. Caring For Your SYNCO Product Please keep the product in a dry, clean, dust-free environment. Keep corrosive chemicals, liquids and heat sour...

lang:en score:37 filesize: 155.61 K page\_count: 2 document date: 2021-12-07



[\[pdf\]](#) Instructions

Инструкция по эксплуатации Synco P2L Скачать инструкцию Радиосистема 2 4 ГГц приемник передатчика футляр зарядка разъем Lighting — купить цена в Москве интернет магазине «Mobila Shop» 1664150072 2844set3ypnoyipjzpyth7zpfnlwvl24jzuve0 mobila shop upload instructions se t3 ||| P2T,**P2L** SYNCO. , , , , , , , , - . . . x1 TX x2 RX x 1 x1 Type-C - Jack 3.5 x1 TX RX TX RX // USB-C/Lighting / USB-C -- , -...

lang:en score:36 filesize: 259.31 K page\_count: 2 document date: 2022-09-24



[\[pdf\]](#) User Manual Instructions Guide Warranty

SYNCO Mini Microphone Wireless P2 User Guide v 1656738901 cdn.shopify.com/files/1/0398/3032/3351/



Microphone P2T/**P2L** User Manual Thank you for choosing SYNCO product. Please read this manual carefully before use and follow all instructions mentioned herein.

Caring For Your SYNCO Product Please keep the product in a dry, clean, dust-free environment. Keep corrosive chemicals, liquids and heat ...

lang:en **score:34** filesize: 153.9 K page\_count: 2 document date: 2022-01-15

[\[pdf\]](#) User Manual

Manuale utente SYNCO Microfono Per iPhone P2L Certificazione MFi Lightning di Mic Lavalier Wireless 2.4Ghz Con Custodia di Ricarica il iPad Vlog Youtube Lightning Amazon.it Elettronica 91S5Cg3J8QL m.media.amazon.images



Microphone P2T/**P2L** User Manual ...

lang:en **score:24** filesize: 871.49 K page\_count: 2 document date: 2022-01-15

[\[pdf\]](#)

Инструкция по эксплуатации Synco P2T Скачать инструкцию Купить радиосистема synco p2t 2.4 гГц приемник передатчика футляр зарядка разъем type c BRAND низким ценам в интернет магазине Фотосклад hqfcr5j9tdo3jdid5uny32jlp148eu3 fotosklad.ru/upload/iblock/3d1/



P2T,**P2L** SYNCO. , . . . , . . . . . , - . . . x1 TX x2 RX x 1 x1 Type-C - Jack 3.5 x1 TX RX TX RX // USB-C/Lighting / USB-C -- , -...

lang:en **score:22** filesize: 447.22 K page\_count: 2 document date: 2022-09-24

[\[pdf\]](#)

Инструкция по эксплуатации Synco P2T Скачать инструкцию Купить радиосистема synco p2t 2.4 гГц приемник передатчика футляр зарядка разъем type c BRAND низким ценам в интернет магазине Фотосклад hqfcr5j9tdo3jdid5uny32jlp148eu3 m.fotosklad.ru/upload/iblock/3d1/



P2T,**P2L** SYNCO. , . . . , . . . . . , - . . . x1 TX x2 RX x 1 x1 Type-C - Jack 3.5 x1 TX RX TX RX // USB-C/Lighting / USB-C -- , -...

lang:en **score:22** filesize: 259.31 K page\_count: 2 document date: 2022-09-24

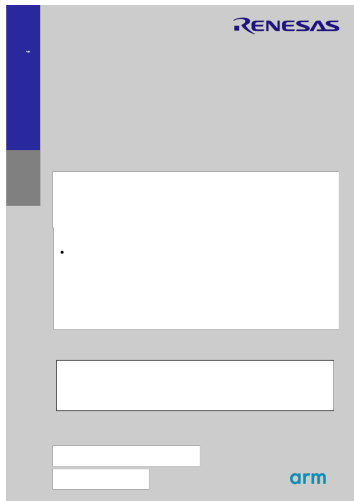
[\[pdf\]](#)

Инструкция Примечания по использованию Комплектация 2023 06 26 — ① Tap on the right side of charging case to pop out drawer ② Take TX and RX ③ should boot automatically as it leaved 10030490 img.mvideo.ru/ins



P2T,**P2L** SYNCO. , . . . , . . . . . , - . . . x1 TX x2 RX x 1 x1 Type-C - Jack 3.5 x1 TX RX TX RX // USB-C/Lighting / USB-C -- , -...

lang:en **score:15** filesize: 1.33 M page\_count: 2 document date: 2022-02-09



### [\[pdf\]](#) User Manual Specifications

R IN32M3 Series User s Manual CL R18UZ0005EJ0400 RIN32M3 Renesas Electronics Corporation REN r18uz0005ej0400 rin32m3 MAH 20181228 renesas us en document mah r in32m3 series users manual cl rev400 |||


Users Manual ASASSPSP R-IN32M3 Series User s Manual R-IN32M3-CL

UPD60510BF1-HN4-A UPD60510BF1-HN4-M ... 91

7.5.3 Port 2 Buffer Switching Registers DRCTLP2L, DRCTLP2H

..... 92 7.5.4 Port 3 Buff...

lang:en score:12 filesize: 2.13 M page\_count: 122 document date: 2019-01-16



### [\[pdf\]](#) User Manual

1994 Hitachi H8 3042 Hardware Manual ftp mirrorservice org sites bitsavers components hitachi h8

Apr1994 informatik uni stuttgart de

Hitachi Single-Chip Microcomputer H8/3042 Series H8/3042 HD6473042,

HD6433042 H8/3041 HD6633041 H8/ ... t Ag output As output P27 input P2s input P2s input P24 input P23 input P22 input **P2I** input P20 input Figure 9-7 Pin Functions in Mode 5 port 2 Modes 6 and 7 Single-Chip Mode...

lang:en score:10 filesize: 29.98 M page\_count: 752 document date: 2017-09-26



### [\[pdf\]](#) User Manual Datasheet


1992 Analog Devices Data Converter Reference Manual Vol 1 bitsavers informatik uni stuttgart de

components analogDevices dataBooks

IJ .-,m,C lmJ-l ZmOo Oz m s:lmJ Z-l c:lmJ r VOLI 1992 DACs General Purpose Audio Video Synchro / Di ... lified over what would be required if the devices were memory mapped in a conventional manner. P20 **P2I** P22 P23 8048 ALE P24 P25 P26 PROG - ,LATCH DBO DBI DB2 DB3 - AO AI AD7549\* A2 CLR UPD WR ...

lang:en score:9 filesize: 116.88 M page\_count: 1593 document date: 2017-08-09





[\[pdf\]](#) User Manual Specifications

R IN32M3 Series User s Manual CL Renesas Electronics Corporation RenesasDescriptions of circuits software and other related information in this document are provided only to illustrate the operation of r18uz0005ej0500 r in32m3 cl upd60510bf1renesas en mah um srsItid

AfmBOOrIcbwpSvQZd5MS16eIr46XpjQTMjTWLILPPnWcaVq5ZDRUGR0 |||

Users Manual Cover R-IN32M3 Series User s Manual R-IN32M3-CL UPD60510BF1-HN4-A UPD60510BF1-HN4-M1- ... ..... 91 7.5.3 Port 2

Buffer Switching Registers DRCTL**P2L**, DRCTL**P2H**

..... 92 7.5.4 Port 3 Buff...

lang:en score:9 filesize: 1.5 M page\_count: 121 document date: 2024-05-20