

XTREME DIGITAL LIFESTYLE ACCESSORIES 805106225612

Xtreme Multicolor LED Gaming Mouse User Manual

Model: **805106225612** | Brand: **XTREME DIGITAL LIFESTYLE ACCESSORIES**

INTRODUCTION

Thank you for choosing the Xtreme Multicolor LED Gaming Mouse. This manual provides essential information for setting up, operating, and maintaining your new gaming mouse. Please read this manual thoroughly to ensure optimal performance and longevity of your device.



Image: The Xtreme Multicolor LED Gaming Mouse alongside its retail packaging.

SETUP

The Xtreme Multicolor LED Gaming Mouse is designed for fast and easy installation. No additional drivers are typically required for basic functionality.

Connecting the Mouse

1. Locate an available USB port on your desktop or laptop computer.
2. Connect the mouse's 6-foot USB wire into the USB port.
3. The mouse will automatically be detected by your operating system, and the LED lighting effect will activate.
4. Your mouse is now ready for use.



Image: A diagram highlighting the 6ft USB Cable, Scroll Wheel, DPI Controller, and Color Changing LEDs of the mouse.

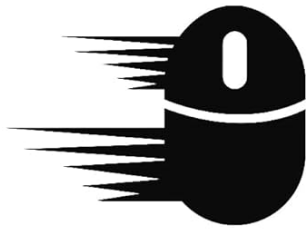
OPERATING INSTRUCTIONS

DPI Adjustment

The mouse features a dedicated DPI button that allows you to quickly switch between four different DPI (Dots Per Inch) sensitivity modes. This enables you to adjust the cursor speed to suit various tasks, from precise aiming in games to fast navigation across multiple monitors.

- Press the **DPI button** (located behind the scroll wheel) to cycle through the available modes.
- The available DPI settings are: **800, 1,200, 1,600, and 2,400**
- Each press will switch to the next DPI setting in sequence.

ADJUSTABLE DPI SELECTOR



2400 DPI MAX



Image: A close-up view of the mouse highlighting the adjustable DPI selector button.

LED Lighting Effect

The Xtreme Gaming Mouse features a dynamic LED lighting effect that cycles through multiple colors, providing an aesthetic enhancement to your setup.

- The LED lights are integrated into the mouse design and will illuminate automatically when connected to a powered USB port.
- The lighting effect is a continuous fade, transitioning between various colors.
- This feature is always active when the mouse is powered.



Image: The Xtreme Gaming Mouse displaying its vibrant RGB lighting, with icons indicating 2400 DPI Max and USB Connectivity.

Scroll Wheel Functionality

The fast-motion scroll wheel allows for efficient navigation through documents, web pages, and in-game menus.

- Rotate the scroll wheel forward or backward to move content up or down.
- The scroll wheel also functions as a clickable button (middle click) for additional commands in various applications.

MAINTENANCE

To ensure the longevity and optimal performance of your Xtreme Multicolor LED Gaming Mouse, follow these simple maintenance guidelines:

- **Cleaning:** Use a soft, dry cloth to wipe down the mouse. For stubborn dirt, slightly dampen the cloth with water. Avoid using harsh chemicals or abrasive cleaners.
- **Sensor Care:** Keep the optical sensor on the underside of the mouse clean and free from dust or debris to

ensure accurate tracking.

- **Cable Management:** Avoid sharp bends or excessive pulling on the USB cable to prevent damage.
- **Storage:** When not in use for extended periods, store the mouse in a clean, dry environment away from extreme temperatures.

TROUBLESHOOTING

If you encounter issues with your Xtreme Multicolor LED Gaming Mouse, please refer to the following common solutions:

Problem	Possible Cause	Solution
Mouse not responding	Loose USB connection, faulty USB port, driver issue.	Ensure the USB cable is securely plugged in. Try a different USB port. Restart your computer.
LED lights not working	No power, mouse not detected.	Check USB connection. Try a different USB port. Ensure your computer is powered on.
Cursor movement is erratic or jumpy	Dirty optical sensor, unsuitable surface, high DPI setting.	Clean the optical sensor. Use the mouse on a clean, non-reflective surface (e.g., a mouse pad). Adjust DPI to a lower setting.
DPI button not changing sensitivity	Button malfunction, software conflict.	Ensure the mouse is properly connected. Try restarting your computer. If the issue persists, contact support.

SPECIFICATIONS

Feature	Detail
Model Number	805106225612
Connectivity Technology	USB Wired
Cable Length	6 feet (approx. 1.8 meters)
DPI Modes	800, 1,200, 1,600, 2,400
Movement Detection Technology	Laser
Special Feature	LED Lights (Multicolor Fade Effect)
Color	Black
Item Weight	1.76 ounces (approx. 50 grams)
Package Dimensions	7.95 x 3.54 x 1.93 inches
Manufacturer	Jem Accessories
Country of Origin	China

WARRANTY INFORMATION




This product is covered by a limited manufacturer's warranty. Please refer to the product packaging or the manufacturer's official website for specific warranty terms and conditions. Keep your proof of purchase for warranty claims.




SUPPORT

For further assistance, technical support, or inquiries regarding your Xtreme Multicolor LED Gaming Mouse, please contact XTREME DIGITAL LIFESTYLE ACCESSORIES customer service. Contact information can typically be found on the product packaging or the brand's official website.

© 2024 XTREME DIGITAL LIFESTYLE ACCESSORIES. All rights reserved.

Related Documents - 805106225612

	<p>Ambrane Trone RGB Gaming Mouse User Manual - Features, Specs, and Setup</p> <p>Comprehensive user manual for the Ambrane Trone RGB Gaming Mouse. Learn about its adjustable DPI, 7-color breathing lights, ergonomic design, specifications, how to connect and use, compatibility, FAQs, and warranty information.</p>
	<p>XG Xtreme Gaming 3-in-1 PC Gaming Combo: Keyboard, Mouse, and Mouse Pad User Manual</p> <p>Comprehensive guide for the XG Xtreme Gaming 3-in-1 PC Gaming Combo, detailing features, component identification, operating instructions, software setup, troubleshooting, and warranty information for the keyboard, mouse, and mouse pad.</p>
	<p>TECURS GM001 Wireless Mouse User Manual & Specifications</p> <p>Comprehensive guide to the TECURS GM001 wireless mouse, covering specifications, setup, product overview, power saving, safety precautions, troubleshooting, and DPI settings.</p>

	<p>JLab GO Mouse & GO Charge Mouse: Setup, Connection, and Features Guide</p> <p>A comprehensive guide to setting up, connecting, and using your JLab GO Mouse and GO Charge Mouse, including features and troubleshooting.</p>
	<p>CHERRY STREAM MOUSE ULTIMATE User Manual</p> <p>Comprehensive user guide for the CHERRY STREAM MOUSE ULTIMATE wireless mouse, covering setup, features, troubleshooting, and technical specifications.</p>
	<p>TSCO GM-2028 Gaming Mouse: Features, Specifications, and User Guide</p> <p>Explore the TSCO GM-2028 gaming mouse. Learn about its software features, technical specifications, ergonomic guidelines, safety, maintenance, and warranty information. Optimized for professional gamers.</p>