

MIFA X180

MIFA X180 True Wireless Earbuds User Manual

Model: X180


1. INTRODUCTION

Thank you for choosing the MIFA X180 True Wireless Earbuds. This manual provides essential information for setting up, operating, and maintaining your earbuds. Please read it carefully before use and retain it for future reference.

2. PACKAGE CONTENTS

Ensure all items are present in your package:

- MIFA X180 True Wireless Earbuds (Left and Right)
- Charging Case
- USB Charging Cable
- Ear Tips (S, M, L sizes)
- User Manual



3. PRODUCT OVERVIEW

The MIFA X180 earbuds are designed for a comfortable fit and high-quality audio experience.



Key Features:

- **Bluetooth 5.0 Connectivity:** For stable and efficient wireless connection.
- **10mm Dynamic Drivers:** Engineered for deep bass and clear audio.
- **ENC Noise Cancelling:** Equipped with 4 built-in microphones for environmental noise cancellation during calls.
- **IPX7 Waterproof Rating:** Provides protection against sweat and rain.
- **Touch Control:** Intuitive controls for music, calls, and voice assistant.

HI-FIステレオバースサウンド



Bluetooth5.0
安定した接続



進化した
10mmドライバー



Image: Illustration of the dual microphone system on each earbud.



Image: The earbuds and case demonstrating IPX7 water resistance.

4. SETUP

4.1. Charging the Earbuds and Case

Before first use, fully charge the earbuds and the charging case.

1. Place the earbuds into the charging case.
2. Connect the USB charging cable to the charging port on the case and a power source.
3. The LED indicators on the case will show charging status. Once fully charged, the indicators will remain solid or turn off.

A single charge provides approximately 4 hours of playback, with the charging case offering an additional 16 hours, totaling up to 20 hours of use.

長時間再生実現

最大20時間の連続再生



Image: Earbuds charging in their case, illustrating battery life.

4.2. Pairing with a Device

The earbuds support automatic pairing for quick connection.

1. Open the charging case. The earbuds will automatically enter pairing mode.
2. On your device (smartphone, tablet, etc.), enable Bluetooth.
3. Search for "MIFA X180" in the list of available Bluetooth devices and select it to connect.
4. Once connected, you will hear a confirmation tone, and the earbuds will be ready for use.

自動ペアリング、瞬間接続



Automatic Pairing



IOS&Android



Touch Control



Image: Automatic pairing process with a mobile device.

5. OPERATING INSTRUCTIONS

The MIFA X180 earbuds feature touch controls for various functions.

5.1. Touch Controls

Action	Function
--------	----------

Action	Function
Single Tap (Left/Right)	Play/Pause Music, Answer/End Call
Double Tap (Right)	Next Track
Double Tap (Left)	Previous Track
Triple Tap (Left/Right)	Activate Voice Assistant
Long Press (Left/Right, 2s)	Reject Call
Long Press (Left, 2s)	Volume Down
Long Press (Right, 2s)	Volume Up

5.2. Call Functions

The earbuds utilize ENC (Environmental Noise Cancellation) technology with four microphones for clear calls.

高音質な通話

4つマイク&ENCノイズキャン技術でクリアな音声を実現



Image: Demonstrating clear call quality with the earbuds.

6. MAINTENANCE

6.1. Cleaning

- Regularly clean the earbuds and charging case with a soft, dry, lint-free cloth.
- Remove ear tips and clean them with mild soap and water, then dry thoroughly before reattaching.
- Do not use harsh chemicals or abrasive materials.

6.2. Storage

- When not in use, store the earbuds in their charging case to protect them and keep them charged.
- Store in a cool, dry place away from extreme temperatures and direct sunlight.

7. TROUBLESHOOTING

If you encounter issues with your MIFA X180 earbuds, refer to the following common solutions:

- **No Sound:** Ensure earbuds are charged, connected to your device, and volume is up.
- **Pairing Issues:** Make sure Bluetooth is enabled on your device. Try resetting the earbuds by placing them in the case, closing it, and then reopening.
- **Intermittent Connection:** Ensure there are no obstructions between the earbuds and your device. Move closer to your device.
- **Earbuds Not Charging:** Check the charging cable and power source. Ensure earbuds are correctly seated in the charging case.

For further assistance, please contact MIFA customer support.

8. SPECIFICATIONS

Feature	Specification
Model	X180
Connectivity Technology	Bluetooth 5.0, Wireless
Ear Placement	In Ear
Form Factor	In Ear
Noise Control	Sound Isolation, ENC Noise Cancellation (for calls)
Control Type	Media Control, Touch, Voice
Water Resistance Level	IPX7 Waterproof
Battery Type	Lithium Ion (3 included)
Earbud Playtime	Approx. 4 hours (single charge)
Total Playtime with Case	Up to 20 hours
Product Dimensions	2.28 x 1.83 x 1.1 inches
Item Weight	4.2 ounces

9. SAFETY INFORMATION

- Do not disassemble or modify the product.
- Keep away from extreme temperatures, direct sunlight, and open flames.
- Avoid prolonged listening at high volumes to prevent hearing damage.
- Keep out of reach of children and pets.




10. WARRANTY AND SUPPORT




MIFA products come with a standard manufacturer's warranty. For detailed warranty information, product support, or technical assistance, please visit the official MIFA website or contact their customer service directly.

You can find more information and support at:[MIFA Official Store on Amazon](#)

© 2023 MIFA. All rights reserved.

Related Documents - X180

	<p>Mifa X17 Wireless Sport Earbuds User Manual</p> <p>User manual for Mifa X17 Wireless Sport Earbuds, covering product overview, package contents, first-time use, charging, power on/off, Bluetooth connection, single mode, factory reset, operations, specifications, and FAQs.</p>
	<p>MIFA X1 Wireless Earbuds User Manual</p> <p>Comprehensive user manual for the MIFA X1 Wireless Earbuds, covering warnings, package contents, charging instructions, power on/off, Bluetooth connection, touch controls, and product specifications.</p>
	<p>Mifa A90 Portable Bluetooth Speaker User Manual</p> <p>Explore the Mifa A90 Portable Bluetooth Speaker user manual for detailed instructions on setup, key functions, port usage, Bluetooth connection, True Wireless Stereo (TWS) pairing, specifications, and troubleshooting. Learn how to optimize your audio experience with this high-quality portable speaker.</p>

	<p>Mifa X10 Wireless Earbuds User Manual</p> <p>Comprehensive guide for Mifa X10 wireless sport earbuds, covering setup, usage, charging, troubleshooting, and specifications. Learn how to pair, wear, and operate your Mifa X10 earbuds for music and calls.</p>
	<p>Mifa A90 راهنمای کاربر بلندگوی بلوتوثی قابل حمل</p> <p>شامل هشدارهای ایمنی، محتویات جعبه، عملکرد دکمه‌ها، Mifa A90 راهنمای جامع برای بلندگوی بلوتوثی مشخصات فنی و راهنمای عیب‌یابی. این دفترچه راهنما به شما کمک می‌کند تا از TWS نحوه اتصال بلوتوث و اسپیکر خود به بهترین نحو استفاده کنید.</p>
	<p>Mifa A10+ Bluetooth Speaker User Manual</p> <p>Comprehensive user manual for the Mifa A10+ Bluetooth Speaker, covering setup, functions, specifications, and troubleshooting.</p>