

bmani T16

bmani T16 Wireless Earbuds Instruction Manual

Model: T16 | Brand: bmani

INTRODUCTION

Thank you for choosing bmani T16 Wireless Earbuds. This manual provides detailed instructions to help you set up, operate, and maintain your earbuds for the best audio experience. Please read this manual thoroughly before use.

WHAT'S IN THE BOX

- bmani T16 Wireless Earbuds (Left and Right)
- Charging Case
- USB-C Charging Cable
- Eartips (Small, Medium, Large sizes)
- Quick Start Guide

What's in the box?



- ① USB-C charging cable
- ② Charging case
- ③ Quick Start Guide
- ④ Wireless earphones
- ⑤ Eartips with three size options

Figure 1: Package Contents. The image displays the bmani T16 earbuds, charging case, USB-C cable, and various eartip sizes, along with a quick start guide.

SETUP

1. Charging the Case and Earbuds

Before first use, fully charge the charging case and earbuds. Connect the provided USB-C cable to the charging port on the case and a power source. The LED display on the case will show the charging status. The earbuds will charge automatically when placed inside the case.

80Hrs Long Battery Life




Figure 2: Battery Life Overview. This image illustrates the impressive 80-hour total playtime with the charging case, providing 8 hours per earbud and 600mAh capacity for the case.

Dual LED Digital Display



Figure 3: Dual LED Digital Display. The charging case features a digital display indicating the case's battery capacity and separate LED indicators for the power status of each earbud (R and L).

2. Pairing the Earbuds

1. Open the charging case. The earbuds will automatically power on and enter pairing mode.
2. On your device (smartphone, tablet, laptop), enable Bluetooth.
3. Search for "T16" in the list of available Bluetooth devices and select it to connect.
4. Once connected, you will hear a confirmation prompt, and the earbuds will be ready for use.

The earbuds support one-step pairing and wide compatibility, automatically reconnecting to the last paired device when removed from the case.



Figure 4: One-step Pairing and Wide Compatibility. This image demonstrates the ease of pairing the earbuds with various Bluetooth-enabled devices such as smartphones, notebooks, TVs, and smartwatches.

WEARING THE EARBUDS

The bmani T16 earbuds are designed with adjustable ear hooks for a secure and comfortable fit, especially during physical activities.

1. Put the ear hook over the back of your ear.
2. Insert the ear cap into your ear canal.
3. Adjust by twisting the earbud for optimal comfort and a secure fit.



Figure 5: Steps to Wear. This visual guide demonstrates how to correctly position the ear hook and eartip for a stable and comfortable fit.

OPERATING CONTROLS

The earbuds feature intuitive button controls for managing music, calls, and voice assistants.

Action	Function
Click Once (either earbud)	Play/Pause music, Answer/End call
Quick Double-click (Right earbud)	Next Track
Quick Double-click (Left earbud)	Previous Track
Press "+" Button (Right earbud)	Volume Up
Press "-" Button (Left earbud)	Volume Down
Hold (either earbud)	Power On/Off
Quick Triple-click (either earbud)	Activate Voice Assistant (Siri, Google Assistant)

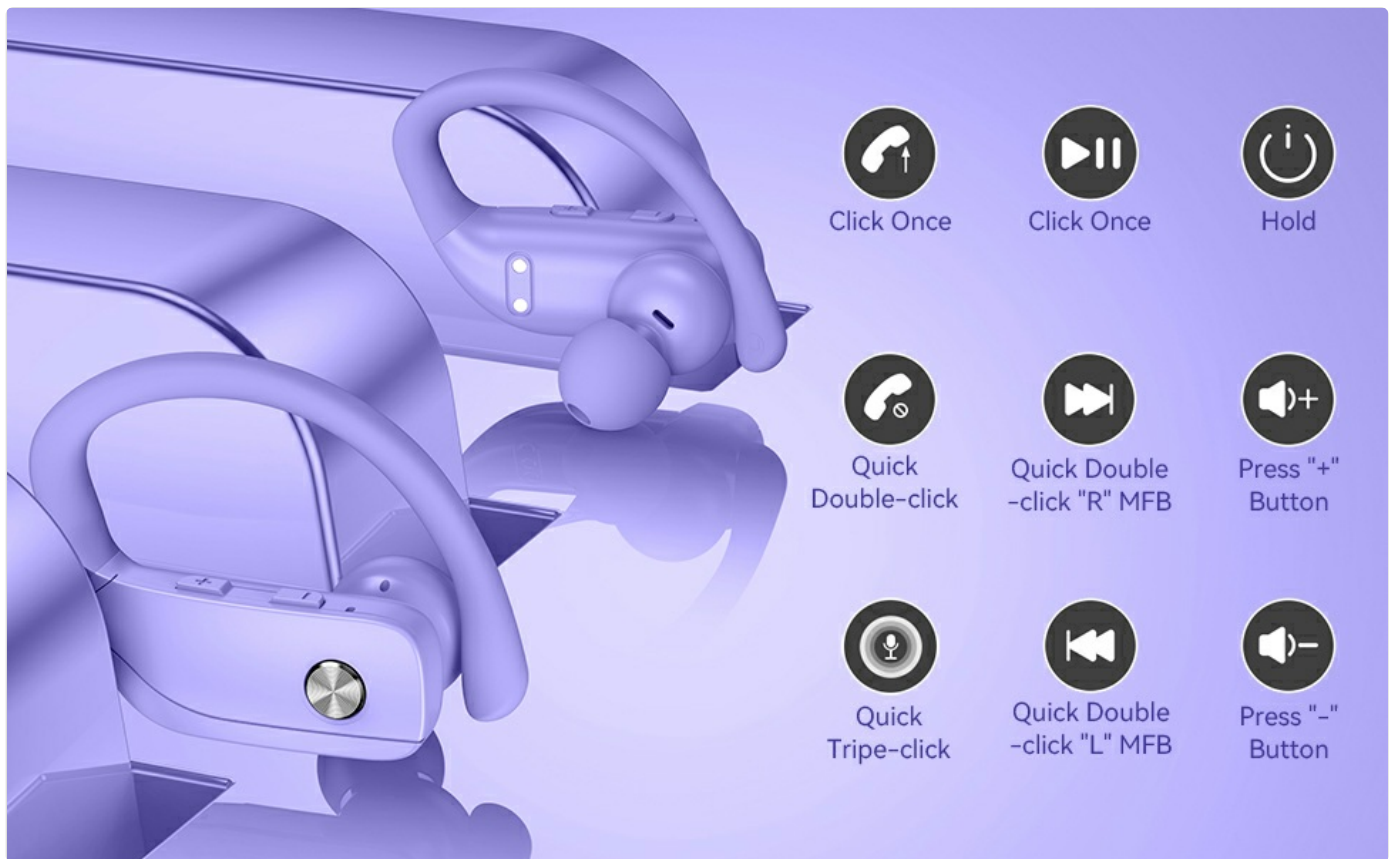


Figure 6: Earbud Control Functions. This image visually details the single-click, double-click, triple-click, and hold functions for controlling the earbuds.

FEATURES

- **Extended Playtime:** Up to 80 hours of total playtime with the charging case, providing 8 hours per earbud on a single charge.
- **Dual LED Display:** The charging case features a digital display for case battery level and individual indicators for earbud charge status.
- **Immersive Stereo Sound:** Equipped with advanced 10mm dynamic drivers for crisp treble, rich bass, and clear audio.
- **Clear Calls:** Dual microphones with noise reduction ensure clear conversations in various environments.
- **Bluetooth 5.0:** Provides quick pairing, stable connections, and low latency.
- **Secure Fit:** Adjustable over-ear hooks ensure earbuds stay in place during intense activities.
- **Durable Design:** Sweat-resistant and dust-resistant build (IPX5 Water Resistant) suitable for active lifestyles.
- **Voice Assistant:** Compatible with Siri and Google Assistant for hands-free control.



Figure 7: Key Features. This graphic summarizes the main advantages of the bmani T16 earbuds, including battery life, secure fit, water resistance, and sound quality.

10mm Speakers for HiFi Stereo Sound



Figure 8: 10mm Speakers for HiFi Stereo Sound. This image highlights the advanced audio drivers responsible for the high-fidelity sound experience.



Figure 9: Bluetooth 5.0 and Voice Assistance. This image illustrates the advanced Bluetooth technology for stable connections and compatibility with voice assistants.

SPECIFICATIONS

Feature	Detail
Model Name	T16
Connectivity Technology	Bluetooth 5.0
Wireless Communication Technology	True Wireless, Bluetooth
Earbud Battery Life	Up to 8 hours per charge
Total Playtime (with case)	Up to 80 hours
Charging Case Battery	600mAh
Audio Driver Size	10mm Dynamic Driver
Water Resistance Level	IPX5 (Sweat-resistant, Dust-resistant)
Control Method	Button Controls
Compatible Devices	All Bluetooth-enabled mobile phones, tablets, laptops, computers, audiobooks, TV, and all devices with Bluetooth 5.0
Item Weight	2 ounces
Product Dimensions	3.54 x 2.36 x 0.79 inches

MAINTENANCE

- **Cleaning:** Regularly wipe the earbuds and charging case with a soft, dry cloth. For eartips, remove them and clean with mild soap and water, ensuring they are completely dry before reattaching.
- **Storage:** Store the earbuds in their charging case when not in use to protect them and keep them charged. Avoid extreme temperatures.
- **Charging Contacts:** If you notice charging issues, gently clean the charging contacts on both the earbuds and inside the case with a dry cotton swab.
- **Water Exposure:** While IPX5 water-resistant, avoid submerging the earbuds in water. Dry them thoroughly if they get wet from sweat or light rain.

TROUBLESHOOTING

Problem	Solution
Earbuds not pairing/connecting	<ul style="list-style-type: none">◦ Ensure both earbuds are fully charged.◦ Place earbuds back in the case, close it, then open it again to reset.◦ Turn off and on your device's Bluetooth.◦ Forget "T16" from your device's Bluetooth list and re-pair.◦ Ensure no other Bluetooth devices are causing interference.
Only one earbud working	<ul style="list-style-type: none">◦ Ensure both earbuds are charged.◦ Place both earbuds back in the charging case, close the lid, wait a few seconds, then open it again. This should force them to re-sync.◦ If the issue persists, try resetting the earbuds by following the pairing instructions again.
Low volume or poor sound quality	<ul style="list-style-type: none">◦ Adjust the volume on both your device and the earbuds.◦ Ensure eartips are correctly sized and sealed in your ear canal.◦ Clean the eartips and speaker mesh for any debris.◦ Move closer to your connected device to avoid signal interference.
Charging case not charging	<ul style="list-style-type: none">◦ Check the USB-C cable and power adapter for damage.◦ Ensure the charging cable is securely connected to both the case and the power source.◦ Try a different charging cable or power adapter.







WARRANTY AND SUPPORT

bmani T16 Wireless Earbuds come with a lifetime warranty, ensuring long-term support for your product. For any issues not covered in this manual or for further assistance, please contact bmani customer support through the official website or your purchase platform.

Your browser does not support the video tag.

Video 1: Product Overview and Lifetime Warranty. This video highlights the product's features and mentions the lifetime warranty, providing reassurance for users.

Related Documents - T16

	<p>BMANI T16 True Wireless Stereo (TWS) Earbuds User Manual</p> <p>User guide for BMANI T16 TWS wireless earbuds, detailing setup, pairing, controls, charging, maintenance, troubleshooting, safety, and compliance information.</p>
	<p>BMANI T16 True Wireless Sports Earbuds User Manual and Setup Guide</p> <p>Comprehensive user manual for BMANI T16 True Wireless Sports Earbuds, covering pairing, charging, maintenance, troubleshooting, and product specifications for optimal performance.</p>
	<p>BMANI T16 True Wireless Sports Earbuds User Manual & Setup Guide</p> <p>Comprehensive user manual for BMANI T16 True Wireless Sports Earbuds, including setup, pairing, charging, troubleshooting, and maintenance instructions.</p>
	<p>T16 Wireless Earbuds User Manual</p> <p>Comprehensive user manual for the T16 Wireless Earbuds, covering setup, operation, troubleshooting, and specifications.</p>
	<p>T16 Intelligent Detector User Manual</p> <p>User manual for the T16 Intelligent Detector, detailing its functions, applications, operation, charging, specifications, and troubleshooting.</p>
	<p>T16 True Wireless Earbuds User Manual</p> <p>User manual for the T16 True Wireless Earbuds, covering package contents, setup, usage, troubleshooting, specifications, and safety information.</p>