

## DEANIC CL-ZDZWJ

# DEANIC 4-Tier Foldable Storage Shelf with Wheels (Model CL-ZDZWJ) Instruction Manual

## 1. INTRODUCTION

This manual provides instructions for the assembly, operation, and maintenance of your DEANIC 4-Tier Foldable Storage Shelf with Wheels, Model CL-ZDZWJ. This metal shelving unit is designed for versatile storage in various environments, offering a no-assembly-required setup and convenient portability.

Key features include:

- **Free Installation:** Pre-assembled unit unfolds in seconds.
- **Portability:** Equipped with 4 wheels for easy movement.
- **Compact Storage:** Foldable design for convenient carrying and storage when not in use.
- **Durability:** Constructed from highly durable, anti-rust, and anti-corrosion iron.
- **High Capacity:** Holds up to 600 pounds without wheels (150 lbs/shelf) and 240 pounds with wheels (60 lbs/shelf).
- **Secure Wheels:** Features 4 easy-glide durable rubber wheels with 360° rotation, including 2 with brakes for stability.
- **Safety Design:** Mesh shelves on both sides help prevent items from falling.

## 2. SAFETY INFORMATION

Please read and understand all safety instructions before using the product. Failure to follow these instructions may result in injury or damage to the product.

- Do not exceed the maximum weight capacity: 600 lbs without wheels (150 lbs per shelf) or 240 lbs with wheels (60 lbs per shelf).
- Ensure all locking mechanisms are fully engaged before placing items on the shelves or moving the unit.
- Distribute weight evenly across the shelves to maintain stability.
- Use the wheel brakes when the unit needs to remain stationary to prevent accidental movement.
- Keep hands clear of folding mechanisms during setup and folding to avoid pinching.
- This product is intended for indoor use. Avoid prolonged exposure to outdoor elements unless specifically designed for such conditions.

### 3. PACKAGE CONTENTS

Verify that all components are present before proceeding with setup.

- 1 x 4-Tier Storage Shelf
- 1 x User Manual (this document)
- 4 x Wheels (2 with locks, 2 without locks)
- 4 x Leveling Feet
- 1 x Metal Wrench
- 2 x Plastic Accessories



Figure 3.1: Included Components

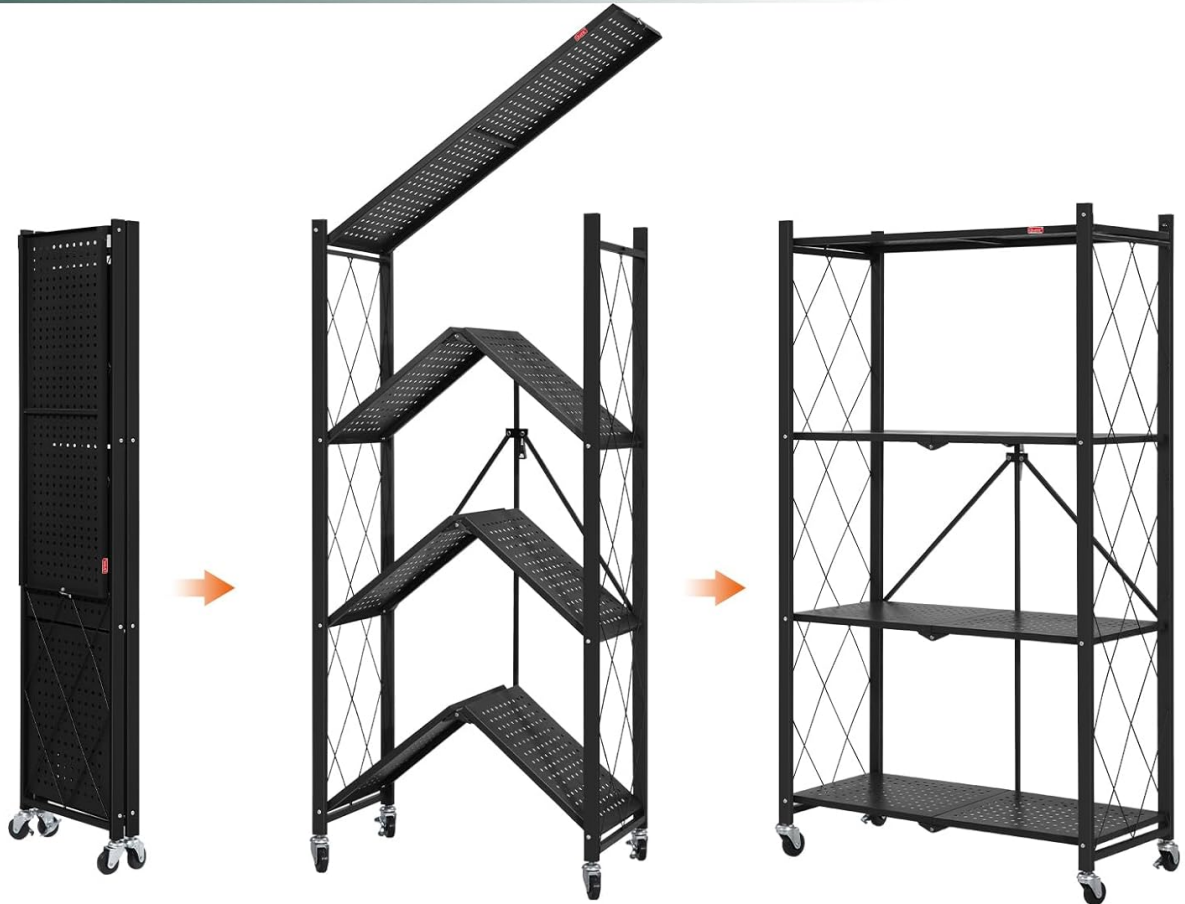
### 4. SETUP INSTRUCTIONS

The DEANIC 4-Tier Foldable Storage Shelf is designed for quick and easy setup without the need for complex assembly.

1. **Unpack the Unit:** Carefully remove the folded shelving unit from its packaging.
2. **Attach Wheels or Leveling Feet:** Decide whether you want to use the wheels for mobility or the leveling feet for stationary use. Screw the chosen accessories into the designated holes at the bottom of the shelf frame. Use the provided metal wrench if necessary.
3. **Unfold the Frame:** Stand the folded unit upright. Gently pull the two side frames apart to begin unfolding the shelves.
4. **Lower the Shelves:** As the frame expands, the shelves will begin to drop into place. Ensure each shelf is fully extended and flat.
5. **Secure the Top Cover:** Bring the top shelf cover down and secure it using the locking mechanism on the side.
6. **Fasten the Latches:** Locate the latches on the back of the unit (typically near the middle shelves). Push them down to secure the frame in its open position, ensuring stability.

# No Assembly Required

Become a helper in organising your space in just **5 seconds**



## Folded State

Doesn't take up much space in your home

## Easily Open

Easy to open in just 5 seconds

## Powerful Storage

Organize your space with our storage shelves

Figure 4.1: Quick Setup Process



## Package Contains



1x 4 Tier storage rack



4x wheels: 2x wheels with locks + 2x wheels without locks



4x Levelling feet



1x Metal wrench



2x Plastic accessories



1x Installation manual

Figure 4.2: Detailed Setup Steps

## Setup Demonstration Videos:

Your browser does not support the video tag.

Video 4.1: This video demonstrates the simple unfolding process of the DEANIC storage shelf, highlighting its ease of

installation.

Your browser does not support the video tag.

Video 4.2: A quick demonstration of how the shelf folds and unfolds, emphasizing its mobile and convenient nature for storage.

## 5. OPERATING INSTRUCTIONS

Once assembled, your DEANIC storage shelf is ready for use. Its design allows for flexible placement and easy relocation.

### Using the Wheels:

The unit comes with four durable rubber wheels, two of which include locking mechanisms. To move the shelf, ensure the brakes on the two lockable wheels are disengaged. To keep the shelf stationary, engage the brakes by pressing down on the lever on each lockable wheel.




Figure 5.1: Rubber Wheels with Lock

# Flexible Mobility

Can be moved freely, cleaning without dead angles



Figure 5.2: Flexible Mobility for Cleaning

## Folding for Storage:

To fold the shelf for compact storage, reverse the setup steps. Disengage the back latches, lift the top shelf cover, and gently push the side frames inward until the unit is fully collapsed. This allows for storage in narrow spaces or transport.

## Fit a Small Storage Space



Figure 5.3: Compact Storage



## Portable Shelves to Take Anywhere!

Figure 5.4: Portable for Transport

### Versatile Usage:

The DEANIC storage shelf is suitable for various environments and purposes, including:

- Kitchens for appliances and pantry items.
- Living rooms for books, decor, or media.
- Study rooms or offices for supplies and documents.
- Garages, basements, or pantries for organized storage.
- Balconies or outdoor areas for plants (ensure protection from extreme weather).

# Multi-scenario use





Figure 5.5: Multi-Scenario Use

## Usage Demonstration Videos:

Your browser does not support the video tag.

Video 5.1: This video showcases the DEANIC foldable storage shelf in a kitchen setting, demonstrating its utility for organizing various items.

Your browser does not support the video tag.

Video 5.2: A comprehensive video illustrating the storage shelves being used in multiple scenarios, highlighting its adaptability for different rooms and purposes.

## 6. MAINTENANCE

To ensure the longevity and appearance of your DEANIC storage shelf, follow these simple maintenance guidelines:

- **Cleaning:** Wipe the metal surfaces with a dry cloth to remove dust and debris. For tougher spots, a slightly damp cloth can be used, followed immediately by a dry cloth to prevent moisture buildup.
- **Avoid Harsh Chemicals:** Do not use abrasive cleaners, solvents, or harsh chemicals, as these can damage the finish.

- **Regular Inspection:** Periodically check all screws, latches, and wheels to ensure they are secure and functioning correctly. Tighten any loose fasteners as needed.
- **Storage:** When storing the folded unit, keep it in a dry environment to prevent rust or corrosion.

## 7. TROUBLESHOOTING

If you encounter any issues with your DEANIC 4-Tier Foldable Storage Shelf, refer to the following common solutions:

- **Shelf Instability:** If the shelf feels wobbly, ensure all back latches are fully engaged and the top cover is securely fastened. Check that the leveling feet or wheels are properly installed and tightened.
- **Difficulty Folding/Unfolding:** Ensure no items are obstructing the folding mechanism. Apply gentle, even pressure. If the mechanism is stiff, check for any debris or minor bends in the metal.
- **Wheels Not Rolling Smoothly:** Check for debris caught in the wheels. Ensure the wheel brakes are disengaged. If using leveling feet, confirm they are not overtightened, causing uneven pressure.
- **Rust or Corrosion:** This product is designed to be anti-rust and anti-corrosion. If rust appears, it may be due to prolonged exposure to moisture or damage to the protective coating. Clean the area and apply a rust-inhibiting paint if necessary.

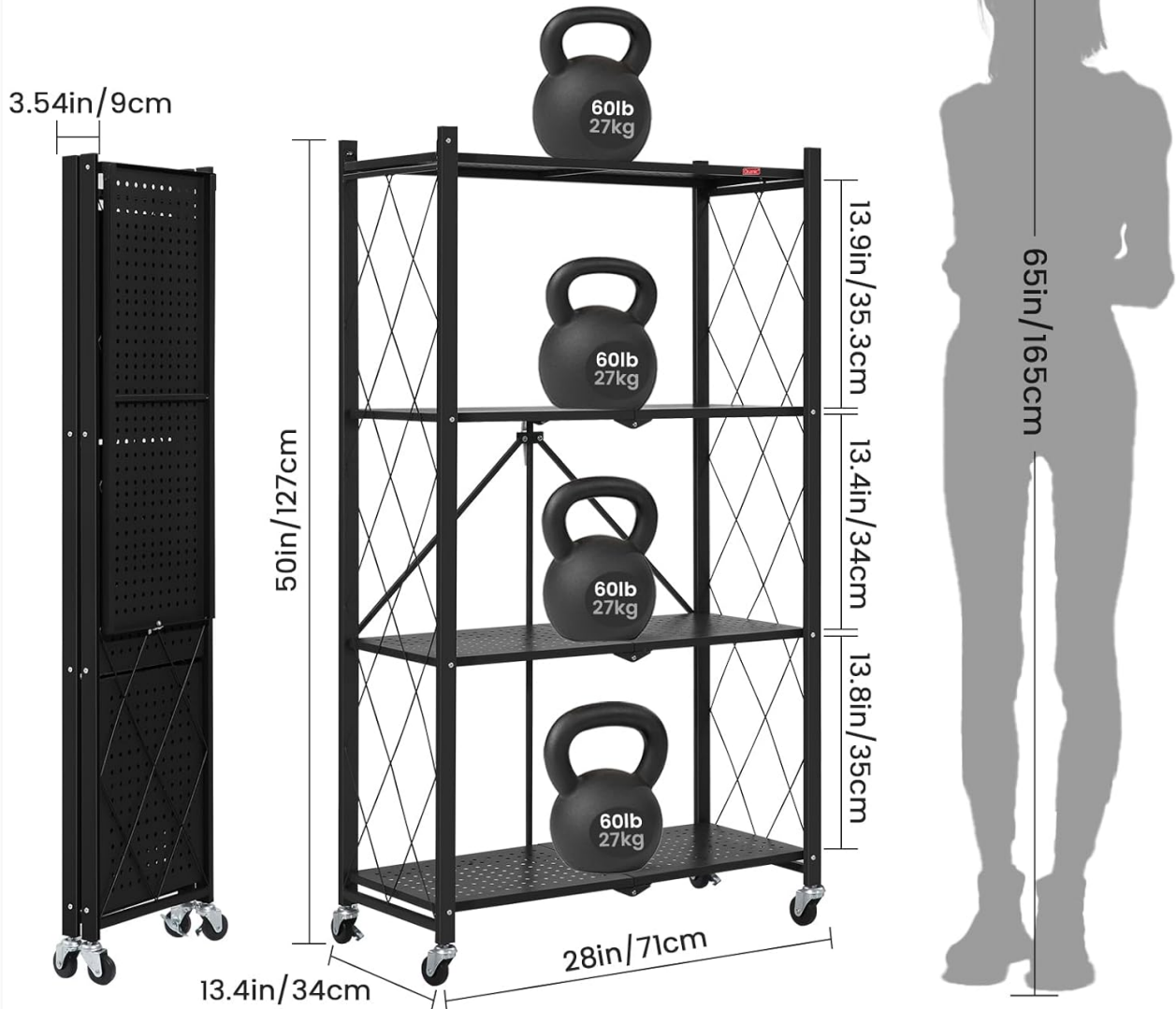
If problems persist, please contact DEANIC customer support for further assistance.

## 8. SPECIFICATIONS

Feature	Specification
Brand	DEANIC
Model Name	CL-ZDZWJ
Product Dimensions (Open with wheels)	28"W x 13.4"D x 50"H (71cm W x 34cm D x 127cm H)
Product Dimensions (Folded with wheels)	3.54"W x 13.4"D x 50"H (9cm W x 34cm D x 127cm H)
Number of Shelves	4
Weight Limit (without wheels)	600 lbs (150 lbs per shelf)
Weight Limit (with wheels)	240 lbs (60 lbs per shelf)
Material	Metal (Iron)
Color	Black
Special Features	Foldable, Lightweight, Portable, Space Saving, Wheeled
Assembly Required	No (Pre-assembled)
Product Care Instructions	Wipe with Dry Cloth



# Lightweight but Sturdy



Measurements are taken manually and may contain inaccuracies.

Figure 8.1: Product Dimensions and Capacity

## 9. WARRANTY AND SUPPORT

For warranty information or customer support regarding your DEANIC 4-Tier Foldable Storage Shelf, please refer to the contact information provided with your purchase or visit the official DEANIC website. Ensure you have your model number (CL-ZDZWJ) and purchase details available when contacting support.