

[manuals.plus](#) /

› [OHLUX](#) /

› [OHLUX Smart Light Bulbs SQPA6009-A User Manual](#)

OHLUX SQPA6009-A

OHLUX Smart Light Bulbs User Manual

Model: SQPA6009-A

INTRODUCTION

Thank you for choosing OHLUX Smart Light Bulbs. This manual provides essential information for the safe and efficient use of your smart bulbs. Please read it thoroughly before installation and operation, and retain it for future reference.



Image: Four OHLUX Smart Light Bulbs, showcasing their smart features and app control.

SETUP INSTRUCTIONS

1. Before You Begin

- Ensure your Wi-Fi network is 2.4GHz. OHLUX Smart Light Bulbs do not support 5GHz Wi-Fi.
- Download the "Smart Life" app from your smartphone's app store (iOS or Android).
- Unpack the bulbs carefully.

2. Installation

1. Screw the OHLUX Smart Light Bulb into a standard E26 light socket.
2. Turn on the light switch. The bulb should blink rapidly, indicating it's in pairing mode. If not, turn the bulb off and on three times (on-off-on-off-on) to reset it.

3. App Pairing

1. Open the "Smart Life" app and register/log in.
2. Tap the "+" icon in the top right corner to add a device.
3. Select "Lighting" -> "Light Source (Wi-Fi)".
4. Confirm the bulb is blinking rapidly.
5. Enter your 2.4GHz Wi-Fi network name and password.
6. Follow the on-screen instructions to complete the pairing process. The bulb will stop blinking once successfully connected.



Image: Screenshot of the Smart Life app showing the pairing process for an OHLUX Smart Light Bulb.

OPERATING INSTRUCTIONS

1. App Control ("Smart Life" App)

- **On/Off:** Tap the bulb icon to turn it on or off.
- **Color & Brightness:** Access the bulb's control interface to select from 16 million colors, adjust color temperature

(2700K-6500K), and dim brightness from 1% to 100%.

- **Scene Modes:** Choose from 8 preset scene modes or create custom scenes for various occasions.
- **Group Control:** Group multiple OHLUX Smart Light Bulbs to control them simultaneously with a single command.
- **Timer & Schedule:** Set schedules for automatic on/off times or countdown timers.

16 Millions of Colors & Tunable White



Creating a Vibrant Atmosphere



Image: Demonstrates the multi-color and tunable white features of the OHLUX Smart Light Bulbs, controlled via the app.

Group Control, Convenient Your Life

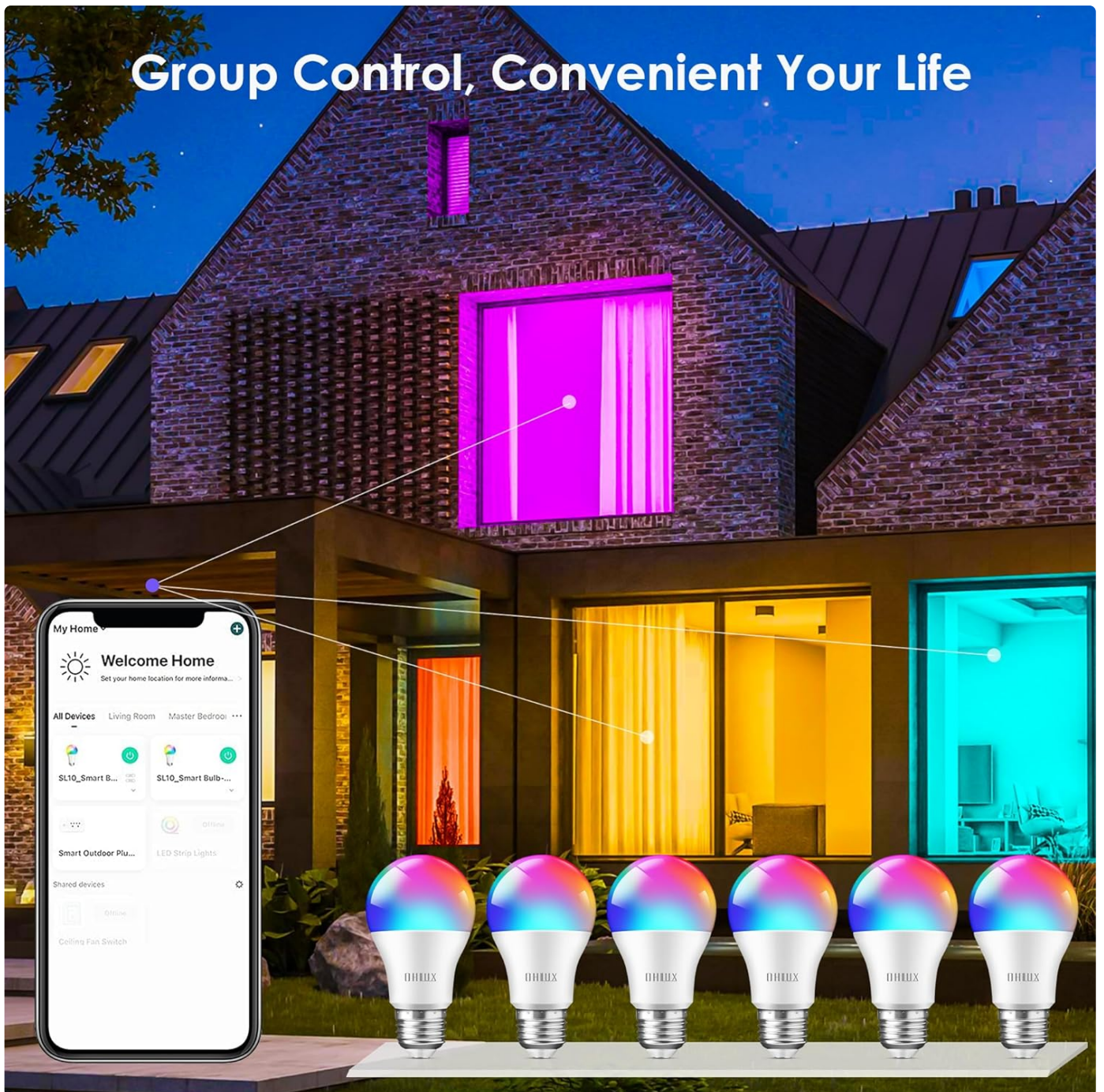


Image: Illustrates the group control feature, showing multiple bulbs in a home controlled from a single app interface.

TIMER SCHEDULE & MEMORY FUNCTION

HORARIO DE TEMPORIZADOR Y FUNCIÓN DE MEMORIA

OFF 22:30 PM / ON 7:30 AM
APAGADO 22:30 PM / ENCENDIDO 7:30 AM

Countdown: 30min/OFF
Cuenta regresiva: 30min/APAGADO

Image: Shows the timer schedule and memory function capabilities of the smart bulbs.

2. Voice Control

OHLUX Smart Light Bulbs are compatible with Amazon Alexa, Google Home Assistant, and Siri Shortcuts. To enable voice control:

1. Link your "Smart Life" account to your voice assistant app (e.g., Alexa app, Google Home app).

2. Discover devices in your voice assistant app.
3. Use commands such as:
 - "Alexa, turn on the living room light."
 - "Hey Google, dim the bedroom light to 50%."
 - "Siri, set the kitchen light to blue."



Image: Depicts the voice-activated control feature, showing a user dimming lights with an Alexa command.

MAINTENANCE

- **Cleaning:** Ensure the bulb is off and cool before cleaning. Wipe with a soft, dry cloth. Do not use liquid cleaners.
- **Storage:** If storing the bulbs, keep them in a cool, dry place away from direct sunlight.
- **Lifespan:** OHLUX Smart Light Bulbs have an approximate lifespan of 20,000 hours. No user-serviceable parts inside.

TROUBLESHOOTING

| Problem | Possible Cause | Solution |
|--|--|---|
| Bulb not connecting to Wi-Fi / Not blinking rapidly. | Incorrect Wi-Fi band (5GHz), bulb not in pairing mode, weak Wi-Fi signal. | <ul style="list-style-type: none">◦ Ensure your router is broadcasting a 2.4GHz network.◦ Reset the bulb by turning it off and on three times (on-off-on-off-on) until it blinks rapidly.◦ Move the bulb closer to your Wi-Fi router. |
| Voice control not working. | "Smart Life" account not linked, device not discovered by voice assistant. | <ul style="list-style-type: none">◦ Verify your "Smart Life" account is correctly linked in the Alexa/Google Home app.◦ Ask your voice assistant to "discover devices."◦ Ensure the bulb is online in the "Smart Life" app. |
| Bulb is unresponsive. | Power outage, Wi-Fi disconnected, bulb malfunction. | <ul style="list-style-type: none">◦ Check your home's power supply and Wi-Fi connection.◦ Turn the light switch off and on.◦ If the issue persists, try resetting and re-pairing the bulb. |

SPECIFICATIONS

| Feature | Detail |
|-------------------------|-----------------------------|
| Brand | OHLUX |
| Model Number | SQPA6009-A |
| Light Type | Color Changing (RGBCW) |
| Wattage | 10 Watts |
| Incandescent Equivalent | 80 Watts |
| Bulb Shape Size | A19 |
| Bulb Base | E26 |
| Voltage | 120 Volts |
| Brightness | 900 Lumens |
| Color Temperature | 2700K-6500K (Tunable White) |
| Color Options | Over 16 Million Colors |
| Material | Plastic |

| Feature | Detail |
|-----------------------------|---|
| Color Rendering Index (CRI) | 85 |
| Average Life | 30,000 Hours |
| Product Dimensions | 4.7 x 2.4 x 2.4 inches |
| Connectivity | 2.4GHz Wi-Fi (IEEE 802.11b/g/n) |
| Compatibility | Amazon Alexa, Google Home Assistant, Siri Shortcuts |
| UPC | 794304732247 |

WARRANTY INFORMATION

OHLUX Smart Light Bulbs come with a **12-month free return policy**. This warranty covers defects in materials and workmanship under normal use. It does not cover damage caused by misuse, accidents, or unauthorized modifications.

CUSTOMER SUPPORT

For technical assistance, troubleshooting, or any questions regarding your OHLUX Smart Light Bulbs, please contact our customer support team. We offer **lifetime technical support**. You can reach us directly on Amazon or through the contact information provided on the OHLUX official website.



PRODUCT VIDEOS





No official product videos from the seller were available for embedding in this manual.



© 2023 OHLUX. All rights reserved.

Related Documents - SQPA6009-A

| | |
|---|--|
|  | <p>OHLUX Smart LED Bulb FAQ: Common Questions and Answers</p> <p>Find answers to frequently asked questions about OHLUX Smart LED Bulbs, covering compatibility, setup, features, and troubleshooting. Learn about Wi-Fi requirements, voice assistant integration, and more.</p> |
|  | <p>OHLUX Smart LED Bulb User Manual and Setup Guide</p> <p>Comprehensive user manual for the OHLUX Smart LED Bulb. Learn how to download and install the Smart Life app, register, connect to Wi-Fi, control the bulb, and integrate with Amazon Alexa, Google Home, and Siri for smart home automation.</p> |

| | |
|---|---|
|  | <p>OHLUX Smart LED Bulb FAQ: Common Questions and Answers</p> <p>Find answers to frequently asked questions about OHLUX Smart LED Bulbs, covering compatibility, setup, features, and troubleshooting. Learn about Wi-Fi requirements, voice assistant integration, and more.</p> |
|  | <p>OHLUX Smart LED Bulb User Manual and Setup Guide</p> <p>Comprehensive user manual for the OHLUX Smart LED Bulb. Learn how to download and install the Smart Life app, register, connect to Wi-Fi, control the bulb, and integrate with Amazon Alexa, Google Home, and Siri for smart home automation.</p> |
|  | <p>Globe Electric Smart LED Bulb User Manual and Setup Guide</p> <p>Detailed instructions and specifications for the Globe Electric Smart LED Bulb, including setup, app control, features, warranty, and safety information.</p> |
|  | <p>Smart Light User Manual: Setup and Voice Control with Smart Life, Alexa, and Google Assistant</p> <p>This user manual guides you through setting up your Smart Light with the Smart Life app, enabling voice control via Amazon Alexa, and integrating with Google Assistant. Learn how to pair devices, manage settings, and use voice commands for seamless smart home operation. Includes FCC compliance information.</p> |

Documents - OHLUX – SQPA6009-A

[pdf] User Manual Installation Guide



VTV Suporte3 vtv Smart Light Bulbs 8Pack 100W Equivalent Bulb Work with Alexa Google Assistant RGB Color Changing WiFi Music Syncic 2 4GHz Bluetooth Multicolor A19 E26 110V Dimmable SQPA6009 A User Manual OHLUX OHLUX B0B1M9B3Q1 B09J2F8JP4 B083NTZ8TC B08XVVFZD5 B1tPlkxdC9L m media amazon images I |||

User Manual Smart LED Bulb 1- Download and install the App Install the App by Scanning the QR code or search Smart Life in the App Store or Google Play. Note: Alternatively, the Tuya Smart App can also be used to configure and control this smart LED bulb. You can set up Tuya Smart App in simil...

lang:en score:20 filesize: 3.31 M page_count: 2 document date: 2021-06-24



[OHLUX Smart LED Bulb FAQ: Common Questions and Answers](#)

Find answers to frequently asked questions about OHLUX Smart LED Bulbs, covering compatibility, setup, features, and troubleshooting. Learn about Wi-Fi requirements, voice assistant integration, and more.

lang:en score:15 filesize: 86.03 K page_count: 2 document date: 2023-01-05

