

Silva Trail Speed 5R

Silva Trail Speed 5R 1200 Lumen LED Headlamp User Manual

INTRODUCTION

This manual provides detailed instructions for the proper use, setup, operation, and maintenance of your Silva Trail Speed 5R 1200 Lumen LED Headlamp. Please read this manual thoroughly before using the product to ensure optimal performance and safety.

PACKAGE CONTENTS

Verify that all the following components are included in your package:

- Silva Trail Speed 5R Headlamp Unit
- 2.0 Ah (14.8 Wh) Rechargeable Battery
- Battery Holder
- Cable Guide



Image: All components included with the Silva Trail Speed 5R headlamp.

SETUP

1. Battery Connection and Placement

Connect the battery cable from the headlamp unit to the 2.0 Ah rechargeable battery. Place the battery into the included battery holder. The battery holder is designed to securely attach the battery to the back of the headband, ensuring stability during activity.



Image: Headlamp with battery in holder.



Image: Battery in holder with power indicator.

2. Headband Adjustment

Adjust the wide anti-slip headband to achieve a comfortable and secure fit on your head. The ergonomic back plate further enhances comfort, especially during extended use.



Image: Headlamp worn on a head.

3. Charging the Battery

The 2.0 Ah (14.8 Wh) Lithium-Ion battery is rechargeable. Connect the charging cable (not explicitly listed but implied for rechargeable batteries) to the battery and a suitable power source. Ensure the battery is fully charged before first use for optimal performance.

OPERATING INSTRUCTIONS

1. Power On/Off and Light Modes

To power on the headlamp, press the power button located on the side of the headlamp unit. Subsequent presses will cycle through the available light modes: Maximum, Medium, and Minimum. To power off, press and hold the power button.



Image: Power button detail on the headlamp.

2. Silva Intelligent Light

The Silva Intelligent Light feature combines a long-reach spotlight with a close floodlight. This design reduces the need for head movement, providing a clear view of both distant and nearby obstacles simultaneously. This enhances balance and confidence, allowing for faster and more efficient movement.

3. Silva Flow Light

The Silva Flow Light feature allows for seamless adjustment of the light pattern. By simply tilting the headlamp unit downwards, the beam becomes wider, ideal for close-range activities. Tilting the headlamp forward extends the light's reach, suitable for high-speed activities or viewing distant objects.

4. Low Battery Warning and Reserve Mode

The headlamp includes a built-in low battery warning system. When the battery level is critically low, the headlamp automatically enters a reserve mode. This mode adjusts the light output to a setting that provides approximately 30 minutes of guaranteed light, ensuring you can safely return to your destination.

5. Performance Overview





	 True Lumen ANSI	 Burn Time -5 °C ANSI	 Burn Time +20 °C ANSI	 Light distance ANSI
MAX MODE	1200 lm	1 h 15 min	3 h	160 m / 525 ft
MED MODE	450 lm	3 h	6 h	70 m / 230 ft
MIN MODE	80 lm	10 h	10 h	40 m / 131 ft

Image: Performance specifications for different light modes.

MAINTENANCE

Cleaning

Clean the headlamp unit and battery with a damp cloth. Avoid using harsh chemicals or abrasive materials, as these can damage the product. Ensure all components are dry before storage.

Storage

Store the headlamp and battery in a cool, dry place when not in use. For long-term storage, it is recommended to charge the battery periodically to maintain its health.

TROUBLESHOOTING

- **Headlamp not turning on:** Ensure the battery is fully charged and properly connected to the headlamp unit.
- **Dim light output:** The battery may be low. Recharge the battery.
- **Intermittent light:** Check all connections for secure fit.

If you experience persistent issues, refer to the warranty and support section for further assistance.

SPECIFICATIONS

Feature	Specification
Model Name	TRAIL SPEED 5R
Light Output (Max)	1200 Lumens
Battery Type	2.0 Ah (14.8 Wh) Lithium-Ion Rechargeable
Burn Time (Max Mode, +20°C)	3 hours
Burn Time (Min Mode, +20°C)	10 hours
Light Distance (Max Mode)	160 m / 525 ft

Water Resistance	IPX5 Standard (Water Resistant)
Item Weight	85 Grams (headlamp unit and battery combined 178 grams)
Material	Aluminum, Plastic
Light Source Type	LED
Color	Black/Grey

WARRANTY AND SUPPORT

The Silva Trail Speed 5R headlamp comes with a**3-year manufacturer warranty** on the headlamp unit and a **2-year manufacturer warranty** on the battery. For warranty claims or technical support, please contact Silva customer service through their official website or authorized retailers.