

## NewAir NIM026MS00

# Newair 26 lbs. Countertop Ice Maker (Model NIM026MS00) Instruction Manual

Your guide to safe and efficient operation.

## 1. INTRODUCTION

Thank you for choosing the Newair Countertop Ice Maker. This manual provides important information regarding the installation, operation, and maintenance of your appliance. Please read it thoroughly before use and retain it for future reference.

This portable ice maker is designed to produce up to 26 pounds of ice per day, offering convenience for various settings such as kitchens, RVs, boats, and patios.

## 2. SAFETY INFORMATION

### Important Safety Instructions:

- Read all instructions before operating the appliance.
- Ensure the voltage matches the rating label on the appliance.
- Do not operate any appliance with a damaged cord or plug.
- Do not immerse the power cord, plug, or any part of the appliance in water or other liquids.
- Keep the appliance away from heat sources and direct sunlight.
- Supervise children when the appliance is in use.
- Unplug the appliance before cleaning or when not in use.
- Use only potable water in the ice maker.
- Do not block ventilation openings.
- This appliance is for household use only.

## 3. WHAT'S IN THE BOX

Upon unpacking, please verify that all components are present and undamaged:

- Newair Countertop Ice Maker
- Ice Scoop



Image: The Newair Countertop Ice Maker in silver, shown with an ice scoop filled with ice cubes.

## 4. PRODUCT FEATURES AND COMPONENTS

The Newair Countertop Ice Maker is designed for ease of use and efficient ice production.

- **Compact Design:** Space-saving and lightweight for portability.
- **Rapid Ice Production:** Produces a batch of ice in approximately 7 minutes, with a daily capacity of 26 lbs.
- **Intuitive Controls:** Simple two-button operation for power and ice size selection.
- **Ice Size Options:** Choose between small or large ice cubes.
- **BPA-Free Parts:** Ensures clean and safe ice without off-flavors.
- **Convenient Viewing Window:** Allows monitoring of ice production without opening the lid.



Image: A close-up view of the control panel on the Newair ice maker, showing the indicator lights and buttons for operation.



Image: A visual comparison of the two available ice cube sizes, small and large, produced by the ice maker.

## 5. SETUP

1. **Unpack:** Carefully remove the ice maker from its packaging. Remove all packing materials, including any tape or protective film.
2. **Placement:** Place the ice maker on a flat, stable surface, away from direct sunlight and heat sources. Ensure there is adequate ventilation around the unit.
3. **Initial Cleaning:** Before first use, clean the interior of the ice maker. Refer to the "Maintenance and Cleaning" section for detailed instructions.
4. **Fill Water Reservoir:** Open the lid and fill the water reservoir with potable water up to the MAX fill line. Do not overfill.
5. **Connect Power:** Plug the power cord into a grounded electrical outlet.

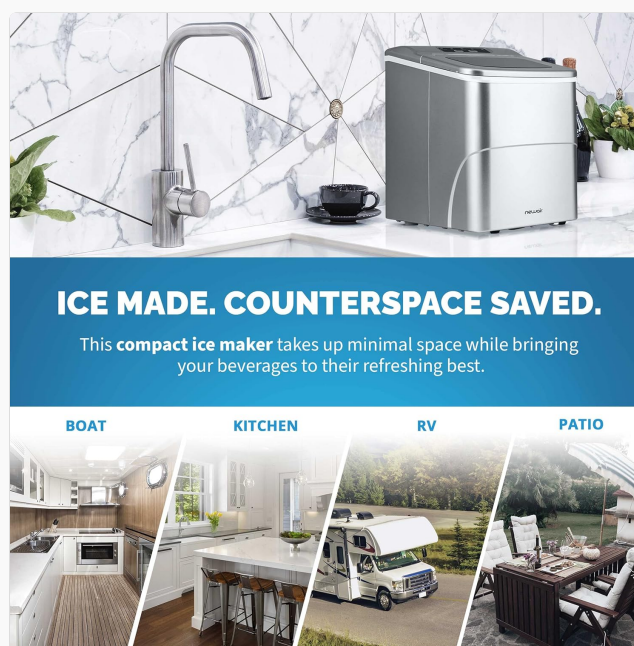


Image: The Newair ice maker positioned on a kitchen countertop, demonstrating its compact size and suitability for kitchen environments.

## 6. OPERATING INSTRUCTIONS

---

1. **Power On:** Press the **ON/OFF** button to turn on the ice maker. The power indicator light will illuminate.
2. **Select Ice Size:** Press the **ICE SIZE** button to toggle between small and large ice cubes. The corresponding indicator light will show your selection.
3. **Ice Production:** The ice maker will begin the ice-making cycle. The first batch of ice typically takes about 7 minutes.
4. **Ice Full Indicator:** When the ice basket is full, the **FULL** indicator light will turn on, and the ice production will pause. Remove ice to resume production.
5. **Add Water Indicator:** If the water reservoir is low, the **ADD** indicator light will turn on. Add more water to the reservoir to continue ice production.
6. **Power Off:** Press the **ON/OFF** button to turn off the ice maker when not in use.



Image: The Newair ice maker with its lid open, revealing a full basket of freshly made ice cubes and the included ice scoop.

## 7. MAINTENANCE AND CLEANING

---

Regular cleaning and maintenance will ensure the longevity and optimal performance of your ice maker.

### 7.1 Daily Cleaning

- After each use, drain any remaining water from the reservoir.
- Wipe the interior with a soft cloth and mild detergent. Rinse thoroughly.
- Clean the exterior with a soft, damp cloth.

### 7.2 Descaling (Monthly or as Needed)

Hard water can lead to mineral buildup, affecting ice quality and machine performance. Descale your ice maker regularly, especially if you live in an area with hard water.

- Mix a solution of water and vinegar (1:1 ratio) or a commercial descaling agent.
- Pour the solution into the water reservoir.

- Run a few ice-making cycles with the descaling solution (do not consume this ice).
- Drain the solution completely and rinse the reservoir multiple times with fresh water.
- Run a few cycles with fresh water to ensure all descaling residue is removed.



Image: A map illustrating hard water levels across the United States, with recommendations for descaling frequency based on water hardness.

7.3 Storage

If storing the ice maker for an extended period:

- Ensure the unit is thoroughly cleaned and dried.
- Store in a cool, dry place.

8. TROUBLESHOOTING

Problem	Possible Cause	Solution
Ice maker not turning on.	No power, loose plug.	Check power connection, ensure outlet is functional.
"ADD" indicator light is on.	Water reservoir is empty or low.	Fill the water reservoir with potable water.
"FULL" indicator light is on.	Ice basket is full.	Remove ice from the basket.
Ice production is slow or ice cubes are small/misshapen.	Insufficient water, high ambient temperature, mineral buildup.	Ensure adequate water, operate in a cooler environment, perform descaling.
Unusual noise during operation.	Normal operation sounds (compressor, water pump), or potential obstruction.	Ensure unit is on a level surface. If noise persists or is excessive, contact customer support.

9. SPECIFICATIONS

Feature	Detail
Brand	NewAir
Model Name	Countertop Ice Maker
Item Model Number	NIM026MS00
Product Dimensions (D x W x H)	12.32" x 8.74" x 12.6"
Weight	15.62 Pounds
Capacity	26 Pounds (daily ice production)
Wattage	270 watts
First Available Date	October 6, 2021








Image: A graphic detailing the dimensions (8.74in W x 12.6in H) and key specifications of the ice maker, including 2 ice sizes, 26 lbs daily ice production, and 9 ice bullets in 7 minutes.

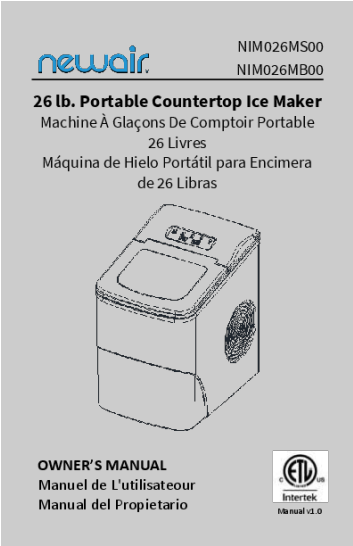
## 10. WARRANTY AND SUPPORT

Newair products are manufactured to the highest quality standards. For warranty information or technical support, please refer to the warranty card included with your product or visit the official Newair website. You may also contact customer service for assistance.

For additional resources, you can often find a digital version of the user guide on the manufacturer's website or through the retailer where the product was purchased. For example, a Certificate of Compliance is available [here](#).

 <p><b>newair.</b> NIM005SSW0 NIM005BSW0 Countertop Craft Whiskey Ice Ball Maker</p> <p>OWNER'S MANUAL</p>	<p><a href="#">Newair NIM005SSW0/NIM005BSW0 Countertop Craft Whiskey Ice Ball Maker Owner's Manual</a></p> <p>Comprehensive owner's manual for the Newair NIM005SSW0 and NIM005BSW0 countertop craft whiskey ice ball maker, covering setup, operation, maintenance, troubleshooting, and warranty information.</p>
 <p><b>newair.</b> NIM044BS00 44 Lb. Countertop Nugget Ice Maker Machine à Pépites de Glace de 44lb pour Comptoir Máquina de Pepitas de Hielo para Encimera de 44 Libras</p> <p>OWNER'S MANUAL Manuel de l'utilisateur Manual del Propietario</p>	<p><a href="#">Newair NIM044BS00 44 Lb. Countertop Nugget Ice Maker Owner's Manual</a></p> <p>Owner's manual for the Newair NIM044BS00 44 Lb. Countertop Nugget Ice Maker. This guide provides essential information on setup, operation, cleaning, and troubleshooting for your Newair ice maker.</p>
 <p><b>QUICK START GUIDE</b> NIM044BS00</p> <p>How to unbox your ice maker</p> <p>How to operate your ice maker</p> <p>Please refer to the manual for more detailed instructions on how to operate your ice maker.</p>	<p><a href="#">NewAir NIM044BS00 Nugget Ice Maker Quick Start Guide</a></p> <p>A quick start guide for the NewAir NIM044BS00 portable countertop nugget ice maker, covering unboxing and initial operation instructions.</p>
 <p><b>newair.</b> NIM044BS00 44 Lb. Countertop Nugget Ice Maker Machine à Pépites de Glace de 44lb pour Comptoir Máquina de Pepitas de Hielo para Encimera de 44 Libras</p> <p>OWNER'S MANUAL Manuel de l'utilisateur Manual del Propietario</p>	<p><a href="#">NewAir NIM044BS00 44 Lb. Countertop Nugget Ice Maker Owner's Manual</a></p> <p>This manual provides operating instructions, safety information, and specifications for the NewAir NIM044BS00 44 Lb. Countertop Nugget Ice Maker. Learn how to unpack, connect, start, use, clean, and maintain your ice maker.</p>
 <p><b>newair.</b> AI-420SS Nugget Ice Maker Machine À Glace Pépite Máquina de Pepitas de Hielo</p> <p>OWNER'S MANUAL Manuel de l'utilisateur Manual del Propietario</p>	<p><a href="#">Newair AI-420SS Nugget Ice Maker: Owner's Manual and Operating Guide</a></p> <p>This comprehensive owner's manual provides detailed instructions for the Newair AI-420SS Nugget Ice Maker, covering setup, operation, safety precautions, cleaning, maintenance, troubleshooting, and warranty information.</p>
 <p><b>newair.</b> SKU: AI-100 BK R S Portable Countertop Ice Maker</p> <p>OWNERS MANUAL Read and save these instructions.</p>	<p><a href="#">NewAir AI-100 BK R S Portable Countertop Ice Maker Owner's Manual</a></p> <p>This owner's manual provides essential information for the NewAir AI-100 BK R S portable countertop ice maker, covering safety precautions, assembly, operation, cleaning, maintenance, troubleshooting, and warranty details.</p>






[\[pdf\]](#) User Manual Owner's Manual

Lawseph NewAir 26 lbs Countertop Ice Maker Matte black NIM026MB00 Best Buy english spanish frenchopens a new window User Manual files bbystatic 8BintteUhvPY y35PAUVbA |||

**NIM026MS00** NIM026MB00 26 lb. Portable Countertop Ice Maker Machine Glaons De Comptoir Portable 26 Livres Mquina de Hielo Porttil para Encimera de 26 Libras OWNER S MANUAL Manuel de L utilisateur Manual del Propietario Manual v1.0 LANGUAGE INDEX English Manual .....

lang:en **score:35** filesize: 532.26 K page\_count: 45 document date: 2021-06-15



[\[pdf\]](#) Test Report

Microsoft Word GPO DSS SHHL2112068452PK 02 1643246043863 e2517c97 a4c3 47e1 ad6e a725eea97278 svc otsnotes Newair 26 lbs Countertop Ice Maker Portable and Lightweight Intuitive Control Large or Small Size Easy to Clean BPA Free Parts Perfect for Cocktails Scotch Soda More SilverNIM026MS00 Certificate of Compliance NewAir Silver B0C28BLNT3 B09HW3Z4YV B09HWBTGFZ B0F1XB3XD3A1lhjQQWs Lm media amazon images I A1lhjQQWs L SilverI STA 6 Amazon SIOC A Test Report ExternalNIM026MS00 B0F1XB3XD305 2022 ORIGINAL REPORT SHALL BE INVALID ITEM INFORMATION Vendor Seller Name NEWAIR LLC ASIN Item NIM026MS00 NIM026MB00m ref dp product quick view |||

...  
lang:en **score:10** filesize: 1.3 M page\_count: 15 document date: 2022-01-27