

## Tile T1601N (62368)

# Tile Slim (2022) Smart Tracker User Manual

Model: T1601N (62368) | Brand: Tile

## 1. PRODUCT OVERVIEW

The Tile Slim (2022) is a thin, card-shaped smart tracker designed to help you find your lost belongings. It connects to your smartphone via Bluetooth and allows you to locate items by ringing the Tile or by viewing its last known location on a map. Its slim design makes it perfect for fitting into wallets, card cases, or other tight spaces. This model is waterproof and features a non-replaceable battery with an approximate 3-year lifespan.



Image: The Tile Slim (2022) device, a sleek black card-shaped tracker.

## 2. KEY FEATURES

- **Thin, Card-Shaped Design:** Ideal for wallets, card cases, and other items where space is limited.
- **Long-Lasting Battery:** Features a non-replaceable battery designed to last approximately 3 years.
- **Waterproof:** Built with IP67 water resistance, capable of withstanding immersion in up to 1 meter of water for 30 minutes.
- **Bluetooth Connectivity:** Connects wirelessly to your smartphone for tracking within range (up to approximately 75m).
- **Two-Way Finding:** Ring your Tile from your phone, or double-click the Tile button to ring your phone, even if it's on silent mode.
- **Last Known Location:** View the last recorded location of your Tile on a map within the Tile app.

# Slimの特徴

- ✓ 電池寿命 **約3年間**(電池交換不可)
- ✓ Bluetooth 接続距離 **約75m**
- ✓ **防水性向上 IP67**  
(水深1mまで、最長30分水に耐えられる)



New !



New !



Image: Visual representation of Tile Slim's key features: 3-year battery life, 75m Bluetooth range, and IP67 waterproof rating.

# Tileシリーズ

## Mate



家や愛車のカギに  
ベーシックモデル



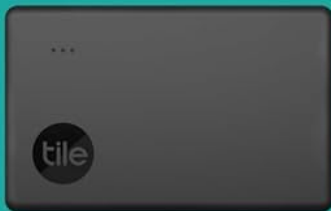
## Pro



ペットや鞆にも  
最大接続距離モデル



## Slim



お財布にオススメ  
薄いカード型モデル



## Sticker



リモコンに  
貼り付け可能なモデル



### 3. SETUP GUIDE

Follow these steps to set up your Tile Slim and connect it to your smartphone:

1. **Download the Tile App:** Search for "Tile" in your smartphone's app store (available for iOS and Android) and download the official application.
2. **Create an Account:** Open the Tile app and follow the on-screen instructions to create a new account or log in if you already have one.
3. **Add Your Tile Slim:** In the app, tap the "+" icon or the "Add a Tile" option. Select "Tile Slim" from the list of devices.
4. **Activate Your Tile:** Press firmly on the "Tile" logo on your Tile Slim until you hear a tune. This indicates it's ready to pair.
5. **Pair with Your Phone:** Place your Tile Slim near your smartphone. The app will detect your Tile and guide you through the pairing process. Once connected, you can name your Tile and assign it to an item.

# iPhoneもAndroidも どちらも対応！



どこに付けようか・・・  
アイデアは無限大



カギ



バッグ



自転車



財布



リモコン



ノート・メモ帳



ノートパソコン



タブレット



カメラ



スーツケース



パスポート



ID・パスケース

## 4. OPERATION

The Tile Slim offers several ways to help you locate your items:

### **Finding Your Tile (and the item it's attached to)**

If you've misplaced an item with your Tile Slim attached, use your smartphone to make the Tile ring:

1. Open the Tile app on your smartphone.
2. Select the Tile you wish to find from your list of Tiles.
3. Tap the "Find" button. Your Tile Slim will play a loud tune, helping you pinpoint its location.



# スマホからTileを探す

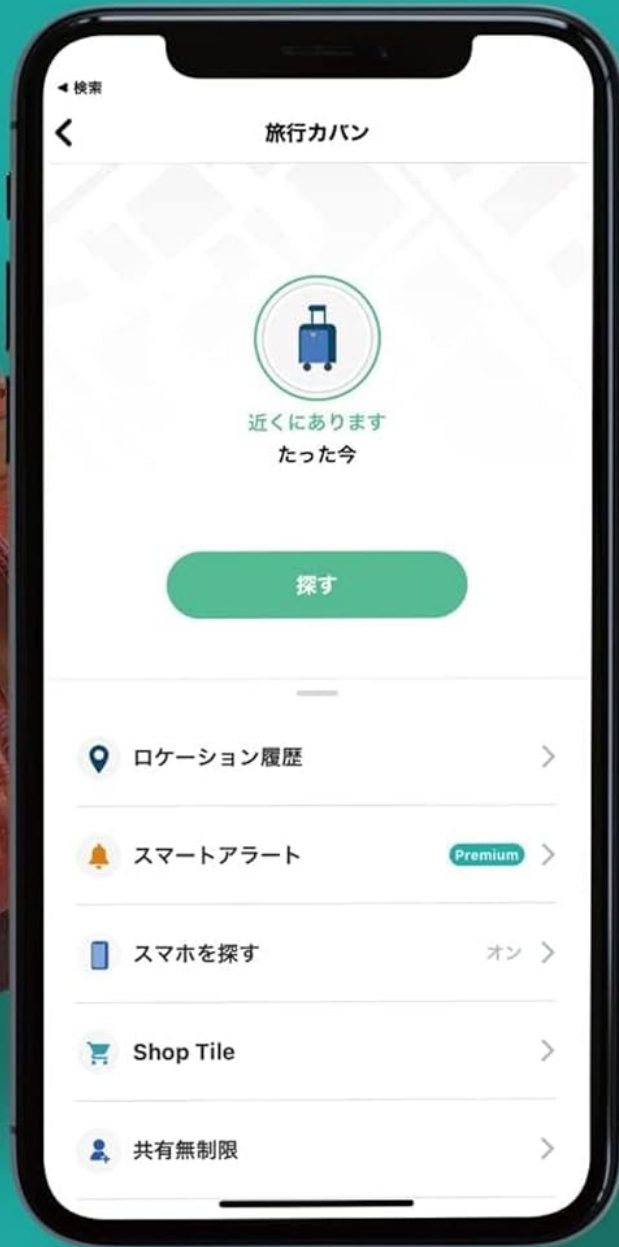


Image: A smartphone displaying the Tile app, indicating proximity to a Tile-equipped bag and offering a 'Find' option.

## Finding Your Phone with Tile Slim



If you can't find your phone, your Tile Slim can help you locate it, even if it's on silent mode:

1. Double-click the "Tile" logo button on your Tile Slim.
2. Your smartphone will ring loudly, allowing you to find it quickly.

スマホが見つからなくても  
サイレントモードでも  
鳴らし続けます



Image: A Tile Slim device positioned near a ringing smartphone, illustrating the two-way finding feature where the Tile can locate the phone.

**Last Known Location**

If your Tile is out of Bluetooth range, the Tile app will show you its last known location on a map:

1. Open the Tile app.
2. Select the Tile you are looking for.
3. The app will display a map with the last location where your Tile was connected to your phone.

# どこかに置き忘れても 地図で最後の位置を確認



Image: A smartphone screen showing the Tile app's map interface, indicating the last known location of a Tile Slim, useful for finding items left behind.

# Official Product Video

Your browser does not support the video tag.

Video: This video demonstrates how the Tile Slim can be used to locate your belongings by ringing the device through the Tile app.

## 5. MAINTENANCE

Proper care ensures the longevity of your Tile Slim:

- **Battery Life:** The Tile Slim (2022) has a non-replaceable battery designed to last for approximately 3 years. There is no need for battery replacement.
- **Water Resistance:** The device is waterproof with an IP67 rating. This means it can withstand submersion in up to 1 meter of water for 30 minutes. While it is waterproof, avoid prolonged submersion or exposure to high-pressure water jets.
- **Cleaning:** To clean your Tile Slim, gently wipe it with a soft, damp cloth. Avoid using harsh chemicals or abrasive materials.
- **Storage:** Store your Tile Slim in a cool, dry place when not in use.

## 6. TROUBLESHOOTING

If you encounter issues with your Tile Slim, try the following solutions:

- **Tile Not Ringing:**
  - Ensure your smartphone's Bluetooth is turned on.
  - Make sure your Tile Slim is within Bluetooth range (approx. 75m).
  - Check the Tile app to confirm the Tile is connected.
  - Verify that the Tile's battery has not expired (though it lasts 3 years, extreme conditions might affect it).
- **Phone Not Ringing from Tile:**
  - Ensure your Tile Slim is within Bluetooth range of your phone.
  - Check your phone's volume settings and ensure it's not on silent mode (though Tile can override silent mode, check for any conflicting settings).
  - Confirm the Tile app has necessary permissions to run in the background and play sounds.
- **Last Known Location Not Updating:**
  - Ensure location services are enabled for the Tile app on your smartphone.
  - The app updates the location when the Tile is in range of your phone or another Tile user's phone (Tile Network). If it's not updating, it might be out of range of any Tile-enabled device.
- **Connectivity Issues:**
  - Try restarting your smartphone.
  - Close and reopen the Tile app.
  - If issues persist, try unpairing and re-pairing your Tile Slim through the app's settings.

## 7. SPECIFICATIONS

Model Number	T1601N (62368) (Class III)
--------------	----------------------------

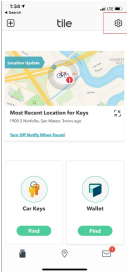

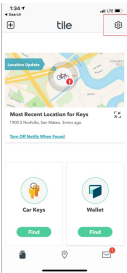
Dimensions	8.6 cm (L) x 5.4 cm (W) x 0.3 cm (D)
Weight	16 grams
Connectivity	Bluetooth
Bluetooth Range	Approximately 75 meters
Battery Life	Approximately 3 years (non-replaceable)
Water Resistance	IP67 (Waterproof up to 1 meter for 30 minutes)
Material	Plastic
Compatible Devices	Smartphones (iOS and Android)

8. WARRANTY AND SUPPORT

Your Tile Slim (2022) includes a simple manual in the package. For detailed warranty information, product registration, and further support, please visit the official Tile website. You can also find FAQs and community forums there for additional assistance.

Official Tile Store: [Tile Store on Amazon.co.jp](#)

Related Documents - T1601N (62368)

	<p><a href="#">Tile Bluetooth Tracker: User Guide, Warranty, and Compliance</a></p> <p>Comprehensive information on Tile Bluetooth trackers, including features, setup, battery replacement, warranty details, and regulatory compliance for models like T1401S.</p>
	<p><a href="#">Tile Bluetooth Tracker: Warranty, Usage, and Safety Information</a></p> <p>Comprehensive guide to Tile Bluetooth trackers, covering warranty details, usage and care instructions, battery replacement, environmental considerations, and regulatory safety information for models like Mate, Sticker, Slim, Ultra, and Pro.</p>
	<p><a href="#">Tile Pro: Powerful Tracker for Your Things - User Guide &amp; Warranty</a></p> <p>Comprehensive guide to the Tile Pro Bluetooth tracker, including setup, features, usage, care, warranty, and safety information. Learn how to track your keys, wallet, and other items with the Tile app and Tile Pro device.</p>






### [Tile Pro Series Reviewer's Guide: Features, Setup, and Range Testing](#)

Explore the Tile Pro Series, including Tile Sport and Tile Style. This reviewer's guide covers how Tile works, setup instructions, reverse ring, proximity meter, product specifications, and Bluetooth range testing protocols.



### [Tile Mate FAQ: Compatibility, Use Cases, Battery Life, Range, and Tracker Comparison](#)

Frequently asked questions about the Tile Mate Bluetooth tracker, covering device compatibility, best uses, battery lifespan, Bluetooth range, and how it compares to GPS trackers.



### [Tile Device User Guide: Warranty, Care, Safety, and Regulatory Information](#)

A comprehensive guide to Tile tracking devices, covering warranty details, usage and care instructions, environmental considerations, patent information, battery replacement, model specifications, and essential regulatory safety compliance for various regions including FCC, CE, and Taiwan.