Manuals+
Q & A | Deep Search | Upload

Kobo N418-KU-BK-K-EP

Kobo Libra 2 eReader User Manual

Model: N418-KU-BK-K-EP

Brand: Kobo

1. Introduction

About Your Kobo Libra 2

The Kobo Libra 2 is an advanced eReader designed for an optimal reading experience. It combines cutting-edge display technology with user-friendly features to provide comfort and convenience for avid readers.

Key Features:

- **Glare-Free & Improved Screen:** Features a 7" HD E Ink Carta 1200 touchscreen for faster display, quicker page turns, and deeper contrast. Designed to be glare-free, unlike typical screens.
- **ComfortLight PRO:** Adjustable brightness and blue light reduction technology to minimize eyestrain and support comfortable reading at any time, including night. Includes a Dark Mode option for white text on a black background.
- **Adaptive Ergonomic Design:** Ergonomically designed for comfortable holding, with options to swipe the touchscreen or use physical page-turn buttons. Supports landscape reading mode.
- **Audiobook Support:** Compatible with Kobo Audiobooks via Bluetooth wireless technology. (Bluetooth headphones or speaker required; audiobooks available in select countries).
- **Full Waterproof Protection:** Meets IPX8 rating requirements, allowing submersion in up to 2 meters of water for up to 60 minutes.
- **Ample Storage:** Equipped with 32GB of internal storage, capable of holding up to 24,000 eBooks or 150 Kobo Audiobooks, or a combination of both.

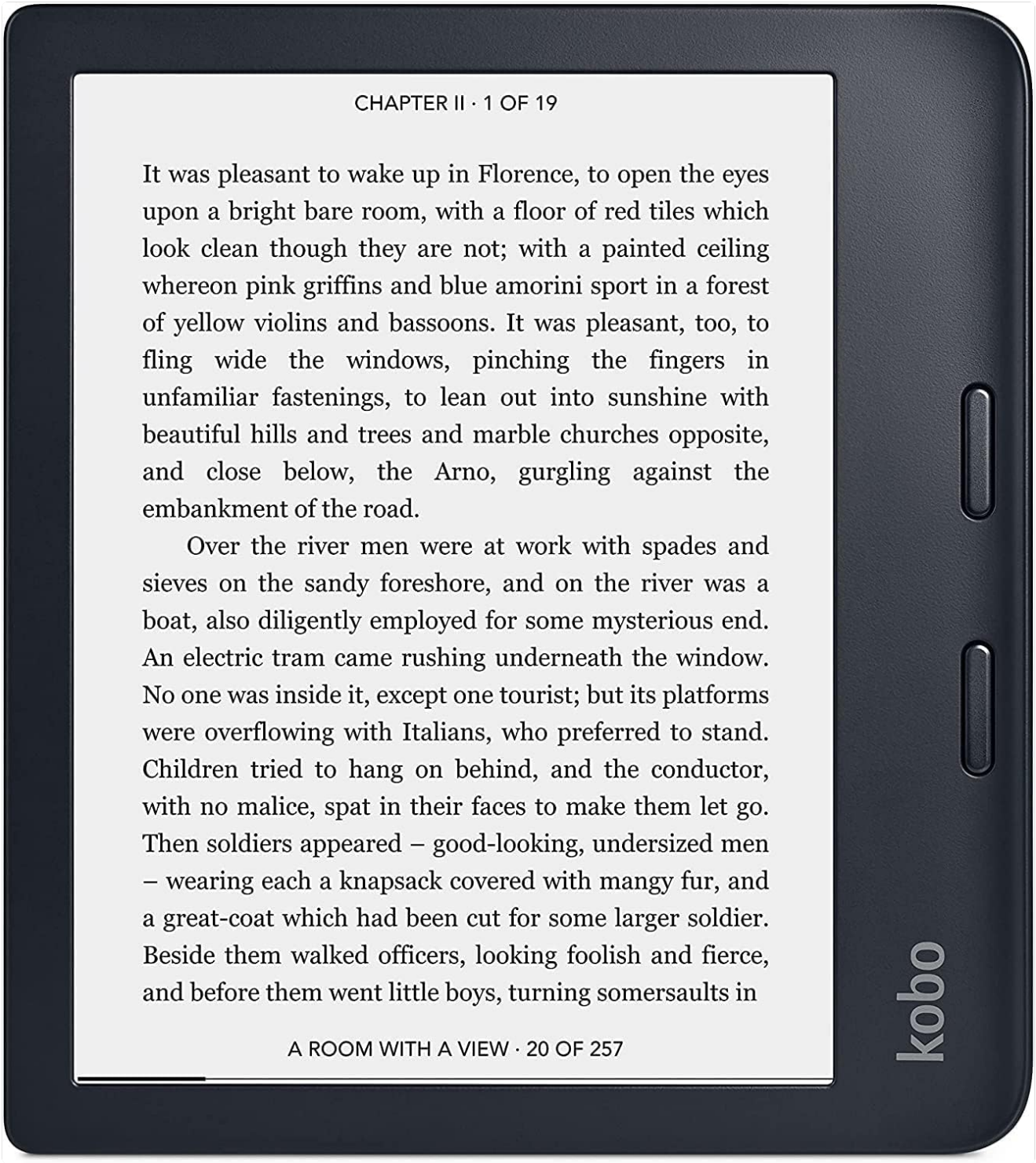

The Kobo Libra 2 eReader, showcasing its clear E Ink display.

2. Setup

Initial Power On

To power on your Kobo Libra 2 for the first time, locate the power button on the back of the device. Press and hold it until the screen activates. The device will guide you through the initial setup process.

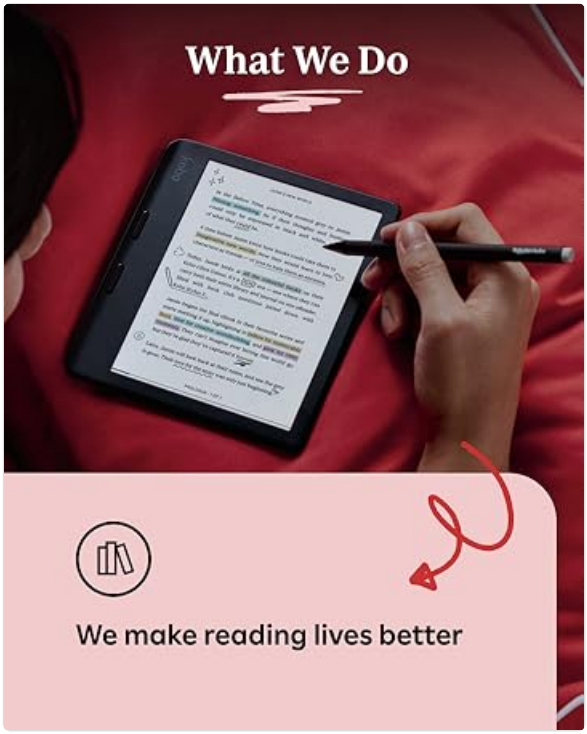

The power button is conveniently located on the back of the device.

Connecting to Wi-Fi

During the setup wizard, you will be prompted to connect to a Wi-Fi network. Select your desired network from the list and enter the password if required. A stable Wi-Fi connection is essential for downloading content and updates.

Registering Your Device

Follow the on-screen instructions to register your Kobo Libra 2 with your Kobo account. If you do not have an account, you will be prompted to create one. Registration links your device to your Kobo library and enables access to the Kobo Store.

3. Operating Your Kobo Libra 2

Navigating the Interface

The Kobo Libra 2 features an intuitive touchscreen interface. The main navigation bar at the bottom of the screen provides quick access to:

- **Home:** Your personalized homepage with recently read books and recommendations.
- **My Books:** Your complete library, organized by various categories.
- **Discover:** Access to the Kobo Store for purchasing eBooks and Audiobooks.
- **More:** Additional settings, beta features, and help options.

The main interface of the Kobo Libra 2, designed for easy navigation.

Reading eBooks

To turn pages, you can either swipe across the touchscreen or use the physical page-turn buttons located on the side of the device. The buttons offer a tactile feedback for convenient reading, especially when holding the device with one hand.

Adjust brightness and natural light settings by tapping the sun icon in the top menu. You can manually adjust the brightness slider or enable 'Auto' for automatic adjustments based on ambient light and time of day. The natural light filter reduces blue light, making it easier on your eyes for extended reading sessions, particularly in low-light conditions.

Dark Mode provides a comfortable reading experience in low light.

The standard reading mode offers clear contrast for daytime reading.

Managing Your Library

In the "My Books" section, you can filter and sort your content by various criteria such as author, series, or collections. The Kobo Libra 2 also offers direct integration with OverDrive, allowing you to borrow eBooks from your local public library directly from your device.

Organize and access your entire book collection with ease.

Listening to Audiobooks

The Kobo Libra 2 supports Kobo Audiobooks. You can connect Bluetooth wireless headphones or speakers to your device to listen to audiobooks hands-free. This feature is ideal for multitasking or when you prefer to listen rather than read.

Enjoy your audiobooks wirelessly with Bluetooth connectivity.

Screen Rotation

The device supports automatic screen rotation, allowing you to read in portrait or landscape mode. This adaptability ensures comfortable reading regardless of your preferred holding style or content format.

The screen automatically adjusts to your preferred orientation.

4. Maintenance

Waterproofing

The Kobo Libra 2 is designed to be fully waterproof with an IPX8 rating. This means it can be submerged in up to 2 meters of water for up to 60 minutes. While it offers robust protection, it is recommended to avoid prolonged submersion and ensure the charging port is dry before connecting any cables.

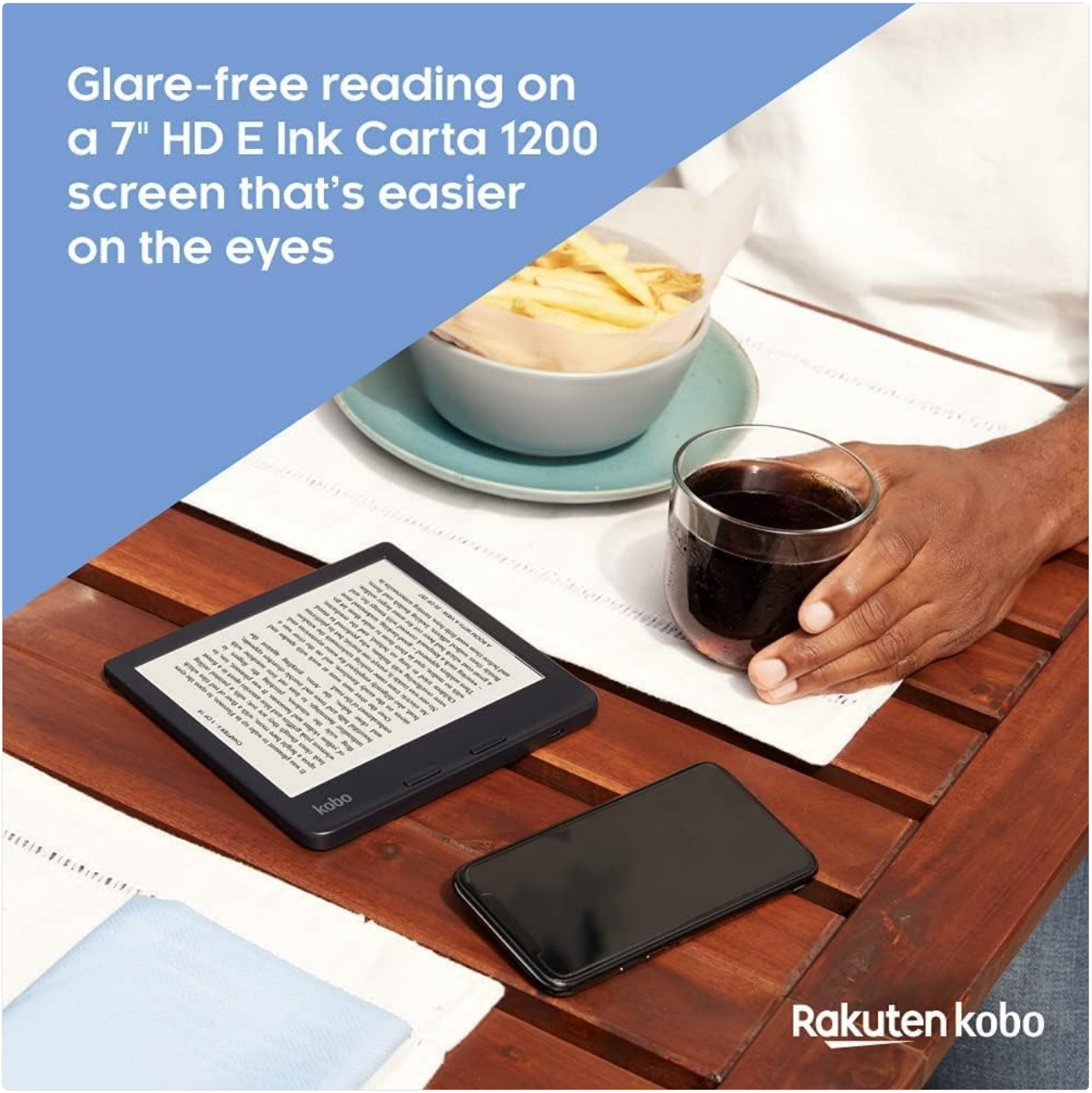

Enjoy reading by the pool or in the bath without worry.

Cleaning

To clean your Kobo Libra 2, use a soft, lint-free cloth. For smudges or fingerprints, a slightly damp cloth can be used. Avoid abrasive materials or harsh chemicals that could damage the screen or casing.

Battery Life and Charging

The Kobo Libra 2 offers an impressive battery life of approximately 21 hours of continuous reading. To charge the device, use the provided USB-C cable and connect it to a compatible power source (e.g., computer USB port or wall adapter). A full charge typically takes a few hours.

5. Troubleshooting

Device Freezing

If your Kobo Libra 2 becomes unresponsive or freezes, press and hold the power button for about 15-20 seconds to perform a hard reset. This should restart the device and resolve most freezing issues.

Screen Blinking/Lag

E Ink screens periodically refresh, which may cause a brief blink or flash. This is normal behavior for E Ink technology and helps maintain optimal display quality. Minor lag when navigating menus or loading new content is also typical due to the nature of the display.

OverDrive Issues

If you experience issues with OverDrive, such as books not downloading or progress being lost, ensure your device has a stable Wi-Fi connection. Sometimes, returning and re-borrowing a book can resolve synchronization problems. Kobo automatically downloads "preview" copies when library books are returned; these can be manually removed from your library if not desired.

6. Specifications

Feature	Detail
Product Dimensions	7.01 x 7.64 x 1.18 inches
Item Weight	7.6 ounces (215 Grams)
Screen Size	7 Inches
Display Resolution	1264x1680
Display Technology	Electronic Ink (E Ink Carta 1200)
Memory Storage Capacity	32 GB
Battery Life	Up to 21 Hours (approx. 6 weeks at 30 mins/day)
Connectivity Technology	Bluetooth, Wi-Fi
Waterproof Rating	IPX8 (up to 60 minutes in 2 meters of water)
Color	Black

7. Warranty and Support

For detailed warranty information and technical support, please refer to the official Kobo website or contact Kobo customer service.

You can also download the comprehensive User Guide in PDF format for more in-depth information:

Download Kobo Libra 2 User Guide (PDF)

Documents - Kobo – N418-KU-BK-K-EP

[pdf] Confidentiality Request Letter

PowerPoint Presentation Vicky Chan Kobo Libra 2 Product Set Up Info Details Family Name Black SKU N418 KU BK K EP MSRP As per Price List 0681495008292 f 0 boulanger scene7 is content Boulanger |||

Kobo Libra 2 Product Set Up Info Kobo Libra 2 Black Device Item Set Up Information Details - Product Family: - Product Name: - Product SKU #: - MSRP: - Retailer Price: - MOQ: Kobo Libra 2 Kobo Libra 2 Black **N418-KU-BK-K-EP** As per Price List As per Price List As per Price List Package Type Item ...

lang:en score:46 filesize: 462 K page_count: 11 document date: 2021-08-18



[pdf] Guide

Kobo Libra 2 User Guide R1 prodimex ch 4 eReader basics Turn your on and off The power button is located the back of You can turn or put it to sleep when you re not kobo libra noir n418 ku bk k ep 130069 en |||

Kobo Libra 2 User Guide TABLE OF CONTENTS Kobo eReader basics..... 4 Turn your Kobo eReader on and off ..... 4 Charge your eReader.....

lang:en score:40 filesize: 727.45 K page_count: 48 document date: 2021-09-07



[pdf]

Czytnik Kobo Libra 2 Black Sklep internetowy stylem pl czytnik kobo libra black 286285 upload files product |||

Czytnik Kobo Libra 2 Black Indeks: 286285 Producent: Kobo Kod producenta: **N418-KU-BK-K-EP** Cena: 1,056.57 zl Opis Czytnik Kobo Libra 2 Black Producent: KOBO Procesor Taktowanie procesora: 1000 Mhz Procesor wbudowany: Tak Pami Pojemno pamici e-booki : 24000 Pami wbudowana: 32 GB Cechy Menu jzykowe: N...

lang:id score:36 filesize: 185.32 K page_count: 2 document date: 2023-09-08

Kobo Libra 2 - eBook-Reader - 32 GB - 17.8 cm (7")

E Ink Carta 1200 (1680 x 1264) - Touchscreen - Wi-Fi - Schwarz

Gruppe	MP3-/Video-Player
Hersteller	Kobo
Hersteller Art.Nr.	N418-KU-BK-K-EP
EAN/UPC	0681495008421

Beschreibung

Kobo Libra 2 - eBook-Reader - 32 GB - 17.8 cm (7") E Ink Carta 1200 (1680 x 1264) - Touchscreen - Wi-Fi - Schwarz

Hauptmerkmale

Produktbeschreibung	Kobo Libra 2 - eBook-Reader - 32 GB - 17.8 cm (7")
Produkttyp	eBook-Reader
Bildschirm	17.8 cm (7") E Ink Carta 1200 - 1680 x 1264 (300 ppi (Pixel pro Zoll)) - Touchscreen
Prozessor-Taktfrequenz	1 GHz
Speicherkapazität	32 GB
Wireless Connectivity	802.11b/g/n
Unterstützte Textformate	EPUB, PDF, TXT, RTF, HTML, CBZ, CBR, MOBI, EPUB3, FlePub
Bildformate	BMP, GIF, JPEG, PNG, TIFF
Abmessungen (Breite x Tiefe x Höhe)	14.46 cm x 0.9 cm x 16.16 cm
Gewicht	215 g
Farbe	Schwarz
Lokalisierung	Dänisch, Chinesisch (traditionell), Brasilianisches Portugiesisch, Englisch, Deutsch, Französisch, Italienisch, Norwegisch, Portugiesisch, Finnisch, Schwedisch, Spanisch, Holländisch, Türkisch, Katalanisch, Japanisch, French Canadian, Spanisch (mexikanisch)

Technische Daten @ 1WorldSync. Technische Änderungen und Irrtümer vorbehalten.

© 2024 Ecom Luma e.U. | Lindengasse 10 | 7151 Wallern im Burgenland | +43 663 65121919 | office@lumatech.at

[pdf]

Datenblatt Kobo Libra 2 eBook Reader 32 GB 17 8 cm 7 14 ore fa — Produktbeschreibung Produkttyp Bildschirm E Ink Carta 1200 1680 x 1264 datenblatt 818612121 kobo libra ebook reader gb 178 asset conrad media10 add 160267 c1 de 896288153DS00 |||

Kobo Libra 2 - eBook-Reader - 32 GB - 17.8 cm 7 E Ink Carta 1200 1680 x 1264 - Touchscreen - Wi-Fi - Schwarz Gruppe Hersteller Hersteller Art. Nr. EAN/UPC MP3-/Video-Player Kobo **N418-KU-BK-K-EP** 0681495008421 Beschreibung Kobo Libra 2 - eBook-Reader - 32 GB - 17.8 cm 7 E Ink Carta 1200 16...

lang:de score:34 filesize: 192.19 K page_count: 1 document date: 2024-04-25



Ръководство на потребителя за четец за Е книги Kobo Libra 2

1. Инструкции за употреба:

Включване / Изключване на устройството:

- Бутонът за включване се намира в задната частта на четеца.
- Ако сте го изключили четеца преди да го включите или да включите режим Off, Ви е необходимо да го свържете с захранващ кабел.
- Отключете екрана на вашето включено четец следвайки Ваш той ще отвори директно към последния екран за който сте работили. Ако екран няма да бъде страница отговаря, тогавазат за Kobo или чат от вашата библиотека. При изключване на четеца следващо ще е отворено на началната му страница.
- Изчакайте процеса, в който четецът се свързва с вашата библиотека. При включване на четеца следващо ще е отворено на началната му страница.
- За да включите четеца:
  - Натиснете бутона за захранване и го задържете, докато екрана четеца се появи.
- За да изключите четеца:
  - Натиснете бутона за захранване и го задържете, докато на екрана „Изключване е" ("Power off").
- За да поставите четеца в режим Off:
  - Натиснете бутона за захранване и го пуснете бързо.
- За да включите четеца от режим Off:
  - Натиснете бутона за захранване и го пуснете.

Зареждане на вашата четец:

Преди да използвате вашия четец за първи път, трябва да го зареждате за няколко час. Батерия зарядната батерия на вашия четец ниска ще изразява на до 2 месеца от момента на закупуването на четеца на употреба. Зарядете вашия четец включвайки в компютъра Е ЕЕ Cable, все е наличенно.

Ако искаш да подмените вашия ЕЕ- Cable ние ви препоръчваме оригинала, защото продават такова кабелен.

Следайте следните стъпки, за да зареждате ваш четец:

1. Включете вашия компютър.
2. Свържете вашия Е ЕЕ Cable към вашия четец към вашия компютър.

Ние ви предлагаме да четете, докато зареждате вашия Kobo Подвижния на статус на зареждането се показва в горния десен ъгъл на екрана на: ( ) и показва батерия, ( ) е зарежда се, ( ) е зарядена частично, ( ) е напълно зарежда.

Основна поглед за зареждане на четец с вход SV, LL ЕЕ Cable.

Внимание. Ако поставите към екрана с различни конструкции петна, трябва да ги премахнете, черезвъзможно е правилно компютър преди да зареждане на четец чрез ел. контакт.

Снимки на страница чрез бутоните за предвижване на страница:

Можете да се движите напред и назад в рамките на страница, чрез бутоните за плавно движение на страница. В зависимост от начина по който сте задали вашия четец, бутоните за плавно на страницата ще се завъртят напа, така чет ареят бутона за плавно страницата напред, а ареят бутона ще ви плавно назад.

Обръщане на бутоните за плавно на страница: Ако да обърнете посоката на плавно на страницата, така че горните бутона да се плавно назад, а долните напред. За цялата операция на Начална страница, натиснете върху "More („Още") в дясната чат на екрана. Следствие натиснете върху Settings („Настройки"), следващо натиснете върху Reading Settings („Настройки на четене"), В „Button Controls" („Контроли на бутони"), изберете desired (Желаната).

[pdf]

Ръководство на потребителя за Kobo Libra 2 Електронна книга N418 KU BK K EP JAR Computers 1641436275 jarcomputers images custom docs |||

- Kobo Libra 2 I. : / : . ,, . . , . , Kobo . . , . : , . : , ,, Power off . : . : . : , . 2 ...

lang:en score:33 filesize: 254.23 K page_count: 5 document date: 2021-12-23