

Manuals+

[Q & A](#) | [Deep Search](#) | [Upload](#)

manuals.plus /

- › [Taylor](#) /
- › [Taylor Waterproof Digital Kitchen Scale \(Model 5280829\) User Manual](#)

Taylor 5280829

Taylor Waterproof Digital Kitchen Scale (Model 5280829) User Manual

Model: 5280829 | Brand: Taylor

PRODUCT OVERVIEW

The Taylor Waterproof Digital Kitchen Scale is designed for precise measurement of both dry and liquid ingredients. With a capacity of up to 11 pounds (5000g), this scale features a durable tempered glass top and waterproof construction for easy cleaning. It includes touch-sensor buttons, a bright white LED display, and convenient functions like Tare and Hold.



Image: Top view of the Taylor Waterproof Digital Kitchen Scale.

SETUP

1. Battery Installation

1. Locate the battery compartment on the underside of the scale.
2. Open the battery compartment cover.
3. Insert three AAA batteries, ensuring correct polarity (+/-). The batteries are included with the scale.
4. Close the battery compartment cover securely.



Image: Underside of the scale with the battery compartment visible.

2. Initial Placement

Place the scale on a flat, stable surface to ensure accurate readings. Avoid placing it on uneven surfaces or near heat sources.

OPERATING INSTRUCTIONS

1. Power On/Off

- To power on: Press the **UNIT/POWER** button. The display will illuminate.
- To power off: Press and hold the **UNIT/POWER** button for a few seconds, or the scale will automatically shut off after a period of inactivity to conserve battery life.

2. Unit Conversion

The scale can measure in various units. To change the unit:

- Press the **UNIT/POWER** button repeatedly to cycle through the available units: grams (g), milliliters (ml), fluid ounces (fl.oz), and pounds/ounces (lb:oz).
- The selected unit will be displayed on the screen.



5280829 WATERPROOF DIGITAL KITCHEN SCALE



Image: The scale displaying weight and unit options, highlighting the LED readout.

3. Tare Function (Add & Weigh)

The Tare function allows you to weigh multiple ingredients in the same container or to subtract the weight of a container to get the net weight of its contents.

1. Place an empty container on the scale. The display will show its weight.
2. Press the **TARE/HOLD** button. The display will reset to zero.
3. Add your first ingredient to the container. The display will show the weight of only the ingredient.
4. To add another ingredient, press the **TARE/HOLD** button again to reset the display to zero, then add the next ingredient. Repeat as needed.

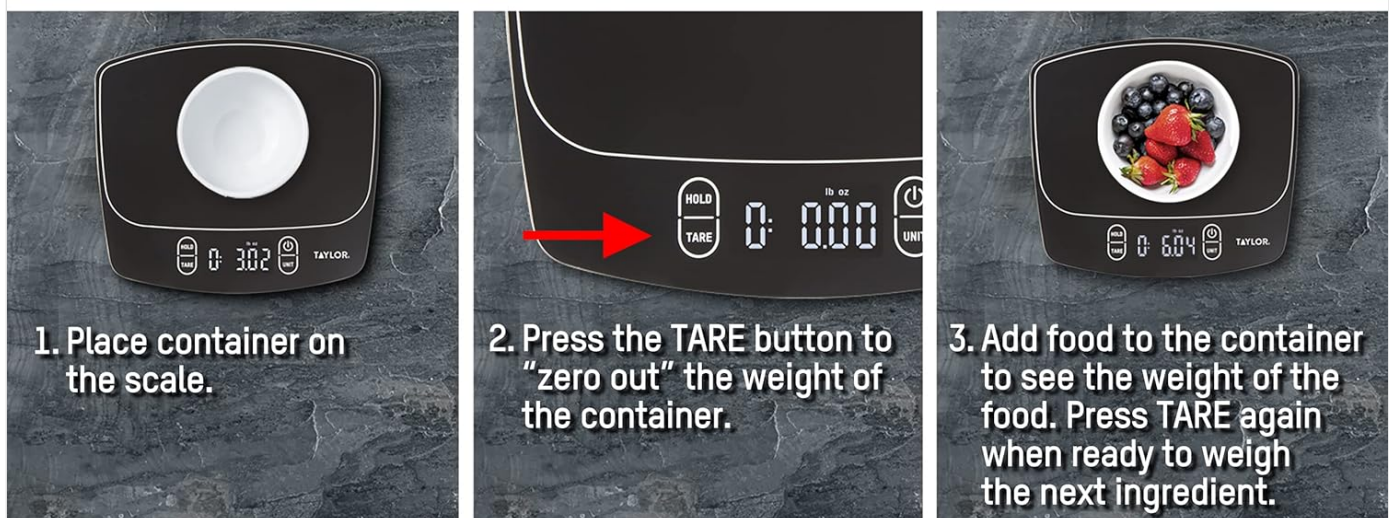


Image: Visual guide on using the Tare function for adding multiple ingredients.

4. Hold Function

The Hold function locks the displayed weight on the screen, even after the item being weighed is removed. This is useful for weighing oversized items that might obscure the display.

- Place the item on the scale.
- Press and hold the **TARE/HOLD** button briefly until "HOLD" appears on the display. The weight will be locked.
- Remove the item. The last measured weight will remain on the display.
- Press the **TARE/HOLD** button again to clear the held weight and return to normal weighing mode.

MAINTENANCE AND CARE

Cleaning Instructions

The Taylor Waterproof Digital Kitchen Scale features an IPX7 waterproof rating, meaning it can withstand being submerged in 1

meter of water for up to 30 minutes. This allows for thorough cleaning.

- After each use, clean the scale with running water and mild soap.
- Wipe the surface with a soft cloth.
- **Do not** place the scale in a dishwasher.
- Avoid using abrasive cleaners or scouring pads, as these can damage the tempered glass surface.



Waterproof & Easy to Clean

- Designed for superior cleaning experience!
- Safe to rinse under running water and submerge in the sink for cleaning.
- Helps eliminate surface and cross-contamination.

Image: A person cleaning the waterproof scale under running water.


TROUBLESHOOTING

- **Inaccurate Readings:** Ensure the scale is on a flat, stable surface. Check battery levels and replace if necessary. Avoid placing items that exceed the maximum capacity.
- **Display Not Turning On:** Verify that the batteries are correctly installed and have sufficient charge. Replace batteries if the issue persists.
- **"Lo" or "Err" Message:** This typically indicates low battery power or an overload condition. Replace batteries or remove

excess weight.

SPECIFICATIONS

Brand	Taylor
Model Number	5280829
Color	Black
Weight Limit	11 Pounds (5000g)
Readout Accuracy	0.01 ounces / 1g
Display Type	LED
Special Feature	Auto Shut Off
Material	Tempered Glass
Power Source	3 x AAA Batteries (Included)
Dimensions	Approx. 9.07" W x 8" D x 0.85" H



5280829 WATERPROOF DIGITAL KITCHEN SCALE









Image: Detailed dimensions of the Taylor Waterproof Digital Kitchen Scale.

WARRANTY AND SUPPORT

This Taylor Digital Kitchen Scale comes with a **1-year warranty** from the date of purchase. For warranty claims or technical support, please refer to the contact information provided in the product packaging or visit the official Taylor website.

Your browser does not support the video tag.

Video: "Taylor - Life Measured" - An official brand video showcasing Taylor's commitment to precision measurement products.

	<p>Taylor 5302554 4.4 lb Precision Portion Scale with Storage Case</p> <p>Discover the Taylor 5302554, a versatile 4.4 lb precision portion scale with a convenient storage case. Features include unit conversion, dual weighing trays, and easy tare function for accurate kitchen measurements.</p>
	<p>Taylor Model 7084 Digital Scale with Voice Feature: Instructions and Warranty</p> <p>Comprehensive guide to using the Taylor Model 7084 Digital Scale with Voice Feature, including setup, operation, battery information, error messages, precautions, and a 5-year limited warranty. Learn how to get accurate weight readings and utilize the voice feature.</p>
	<p>Taylor 5790F Body Composition Scale Quick Use Guide</p> <p>Concise guide to operating the Taylor 5790F Body Composition Scale, covering setup, personal data entry, and understanding results for body fat, body water, muscle mass, and BMI. Includes customer service information.</p>
	<p>Taylor 5721F Body Composition Scale: User Manual and Specifications</p> <p>Comprehensive guide for the Taylor 5721F Body Composition Scale, covering setup, usage, features, maintenance, troubleshooting, and product specifications. Learn how to measure body fat, body water, and BMI.</p>
	<p>Taylor Model 7358 Digital Scale: Instructions and Warranty Information</p> <p>User manual and warranty information for the Taylor Model 7358 Digital Scale, including setup, usage, battery warnings, error indicators, and care instructions.</p>
	<p>Taylor 3865BL Digital Kitchen Scale Instruction Manual</p> <p>User manual for the Taylor 3865BL Digital Kitchen Scale, providing instructions on weighing, tare function, timer, temperature readings, and care. Learn how to use your Taylor scale effectively.</p>