

**Yaheetech YA-00110058**

# Yaheetech Cat Tree User Manual

Model: YA-00110058

## INTRODUCTION

This manual provides essential information for the assembly, operation, maintenance, and troubleshooting of your Yaheetech Cat Tree. Please read these instructions carefully before assembly and use to ensure proper function and safety for your pets.





Figure 1: Overview of the Yaheetech Cat Tree. This multi-level structure provides various activity zones for cats, including scratching posts, perches, and enclosed spaces.

## SAFETY INFORMATION

Please observe the following safety precautions:

- Keep the cat tree dry.
- Pay attention to fire hazards; keep away from open flames or heat sources.
- Ensure the product size and load capacity are suitable for your pet. This cat tree is designed for small to medium-sized cats. The maximum load capacity is 20 kg.
- Always assemble the product properly according to the instructions to ensure stability.
- Consider securing the cat tree to a wall using the provided anti-tipping strap, especially if you have active cats or multiple cats.

## IMPORTANT/WICHTIG/ATENCIÓN IMPORTANT/IMPORTANTE




	<p><b>EN</b> - We recommend <b>2</b> or more people to install.  <b>DE</b> - Wir empfehlen, dass die Montage von <b>2</b> oder mehreren Personen durchgeführt werden sollte.  <b>ES</b> - Recomendamos realizar el ensamble con <b>2</b> o más personas.  <b>FR</b> - Il est recommandé d'effectuer le montage à <b>2</b> personne(s) ou plus.  <b>IT</b> - È necessaria la presenza di <b>2</b> o più persone per il montaggio di questo prodotto.  <b>PL</b> - Zalecamy montaż przez co najmniej <b>2</b> osoby.  <b>NL</b> - We raden installatie door <b>2</b> of meer personen aan.  <b>SE</b> - Vi rekommenderar <b>2</b> eller flera personer är med och installera.</p>
	<p><b>EN</b> - The expected assembly time is <b>1 h</b>.  <b>DE</b> - Die Montagezeit beträgt durchschnittlich <b>1 h</b>.  <b>ES</b> - El tiempo aproximado de ensamble es de <b>1 h</b>.  <b>FR</b> - Le temps nécessaire est estimé à <b>1 h</b>.  <b>IT</b> - Il tempo previsto per il corretto assemblaggio è di <b>1 h</b>.  <b>PL</b> - Przewidywany czas montażu wynosi <b>1 h</b>.  <b>NL</b> - De verwachte montagetijd is <b>1 u</b>.  <b>SE</b> - Den förväntade monteringstiden är <b>1 timme</b>.</p>
	<p><b>EN</b> - Not intended for use by children.  <b>DE</b> - Nicht geeignet für Kinder.  <b>ES</b> - Producto no apto para niños.  <b>FR</b> - Produit non destiné à être utilisé par des enfants.  <b>IT</b> - Questo prodotto non è destinato all'uso da parte dei bambini.  <b>PL</b> - Produkt nie jest przeznaczony do użytku przez dzieci.  <b>NL</b> - Niet bedoeld voor gebruik door kinderen.  <b>SE</b> - Inte avsedd att användas av barn.</p>
	<p><b>EN</b> - Keep away from fire or other heat sources.  <b>DE</b> - Bitte von Feuer und Hitzequellen fernhalten.  <b>ES</b> - Manténgase alejado de las llamas y otras fuentes de calor.  <b>FR</b> - Tenir à distance des flammes et autres sources de chaleur.  <b>IT</b> - Tenere lontano dal fuoco o da altre fonti di calore.  <b>PL</b> - Przechowywać z dala od ognia lub innych źródeł ciepła.  <b>NL</b> - Uit de buurt van vuur en andere warmtebronnen houden.  <b>SE</b> - Håll borta från eld eller andra värmekällor.</p>
	<p><b>EN</b> - We recommend wearing protective gloves.  <b>DE</b> - Wir empfehlen das Tragen von Schutzhandschuhen.  <b>ES</b> - Recomendamos el uso de guantes de seguridad.  <b>FR</b> - Il est recommandé de porter des gants de protection.  <b>IT</b> - Per il processo di assemblaggio, consigliamo fortemente l'utilizzo di guanti protettivi.  <b>PL</b> - Zalecamy noszenie rękawic ochronnych.  <b>NL</b> - We raden aan om beschermende handschoenen te dragen.  <b>SE</b> - Vi rekommenderar att man använder skyddshandskar.</p>

Figure 2: Important safety and assembly guidelines. It is recommended to have 2 or more people for assembly, wear protective gloves, and keep the product away from heat sources.

## SETUP AND ASSEMBLY

Assembly of the Yaheetech Cat Tree typically requires two or more people and an estimated time of 1 hour. Please follow these steps carefully:

- 1. Unpack Components:** Carefully unpack all parts from the carton. Lay them out on a clean, soft surface (like a blanket or carpet) to prevent damage during assembly.
- 2. Identify Parts:** Refer to the included parts list and diagrams to identify all components (posts, platforms, niches, screws, tools).
- 3. Follow Instructions:** Assemble the cat tree step-by-step according to the detailed assembly instructions provided in the package. Ensure all connections are secure.



4. **Secure the Structure:** Once assembled, use the provided anti-tipping strap to secure the top of the cat tree to a wall stud. This enhances stability and prevents accidental tipping.



Figure 3: Assembly preparation. Always unpack components carefully and assemble on a protective surface to avoid damage.

## OPERATING INSTRUCTIONS AND FEATURES

The Yaheetech Cat Tree is designed to provide a comprehensive activity center for your cats, offering various features for play, rest, and exercise.

- **Multi-level Platforms:** The three elevated platforms serve as observation decks, allowing cats to survey their surroundings.
- **Cuddly Hideaways:** Two plush-covered niches provide secure and comfortable spaces for cats to nap, hide, or feel safe. These caves feature door and window-shaped exits for easy access and ventilation.
- **Natural Sisal Scratching Posts:** Multiple posts wrapped with natural sisal rope encourage healthy scratching behavior, helping to maintain claw health and protect your furniture.
- **Integrated Toys:** Two hanging furballs are included to stimulate play and provide entertainment.
- **Climbing Ramp:** A soft, inclined ramp allows easy access to lower levels, particularly beneficial for kittens or older cats.



Figure 4: Cats utilizing the multi-level design and hideaways of the cat tree.





Figure 5: Detail of the sisal scratching posts, essential for feline claw care.

## MAINTENANCE

Regular maintenance will extend the life of your cat tree and ensure a hygienic environment for your pets.

- **Cleaning:** Keep the cat tree clean for your cat. Use a lint roller or vacuum cleaner to remove loose fur and debris from the plush surfaces. For spot cleaning, use a damp cloth with mild soap, then wipe dry immediately. Avoid harsh chemicals.
- **Inspection:** Periodically check all screws and connections to ensure they remain tight and secure. Tighten any loose fittings to maintain stability.
- **Damage Check:** Inspect sisal posts for excessive wear. While sisal is durable, it will fray over time with regular use.
- **Environmental Care:** Protect the product from moisture and direct heat to prevent material degradation.





Figure 6: Components of the cat tree, including engineered wood (particleboard), soft plush fabric, and natural sisal rope, which require specific care.

## TROUBLESHOOTING

If you encounter any issues with your Yaheetech Cat Tree, consider the following common solutions:

- **Instability/Wobbling:**

- Ensure all screws and connections are fully tightened.
- Verify that the cat tree is placed on a flat, level surface.
- Confirm the anti-tipping strap is securely anchored to a wall stud.

- **Cats Not Using Scratching Posts:**

- Try sprinkling catnip on the sisal posts to attract your cat.
- Gently guide your cat's paws to the posts to demonstrate their use.

• **Parts Missing/Damaged:**

- Double-check the packaging and assembly area.
- Contact Yaheetech customer support with your model number and a description of the issue for assistance.

SPECIFICATIONS

Attribute	Detail
Model Number	YA-00110058
Material	Particleboard, Plush, Sisal
Color	Pink
Overall Dimensions (L x W x H)	49 x 49 x 138 cm (19.3 x 19.3 x 54.3 inches)
Large Cave Dimensions (L x W x H)	49 x 24.5 x 24 cm (19.3 x 9.6 x 9.4 inches)
Door Hole Dimensions	18 x 18 cm (7.1 x 7.1 inches)
Top Platform Dimensions (W x D)	49 x 18.5 cm (19.3 x 7.3 inches)
Window Shaped Hole Diameter	10 cm (3.9 inches)
Round Platform Diameter	30.5 cm (12 inches)
Inner Diameter of Post	5.4 cm (2.1 inches)
Maximum Load Capacity	20 kg (44 lbs)
Net Weight	13.7 kg (30.2 lbs)
Gross Weight	14.8 kg (32.6 lbs)
Recommended Breeds	Small to Medium Breeds






Figure 7: Detailed dimensions of the cat tree components.

## WARRANTY AND SUPPORT

For warranty information, replacement parts, or further assistance, please contact Yaheetech customer support. Refer to your purchase documentation for specific warranty terms and contact details.

**Manufacturer Reference:** YA-00110058

**ASIN:** B09HS985X6

© 2024 Yaheetech. All rights reserved.

For more information, visit [www.yaheetech.com](http://www.yaheetech.com)