

[Manuals.plus](#) /

> [Transwon](#) /

> Transwon MB1001 Tablet Case User Manual

Transwon MB1001

Transwon MB1001 Tablet Case User Manual

Brand: Transwon | Model: MB1001

INTRODUCTION

This manual provides essential instructions for the proper installation, use, and maintenance of your Transwon MB1001 Tablet Case. Designed for durability and user convenience, this case offers robust protection for your tablet while maintaining full accessibility to all features.


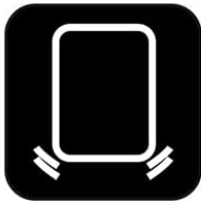


Image: The Transwon MB1001 Tablet Case in blue, showcasing both the front view with a tablet inserted and the back view with the integrated kickstand in a folded position.

PRODUCT FEATURES


- **Durable Material:** Constructed from impact-resistant, rubber-like silicone material for enhanced protection against drops and impacts.
- **Precise Cutouts:** Ensures full access to all tablet controls, ports, and features without needing to remove the case.
- **Integrated Kickstand:** Features a foldable kickstand that provides multiple viewing angles for media consumption, typing, or learning. The kickstand is designed for easy opening and closing.
- **Lightweight Design:** Offers protection without adding significant bulk, making it kid-friendly and easy to handle.
- **Easy to Clean:** The silicone material allows for direct washing with water, ensuring hygiene and longevity.



Shockproof



Soft



Lightweight



Stand




Image: Visual representation of the key features of the Transwon MB1001 Tablet Case, including its shockproof design, soft material, lightweight construction, and built-in stand functionality.

SETUP AND INSTALLATION

1. **Prepare Your Tablet:** Ensure your tablet is clean and free of dust or debris before installation.
2. **Insert Tablet:** Gently align your tablet with the case, starting from one corner. Carefully push the tablet into the case, ensuring all edges are securely seated within the silicone frame.
3. **Check Fit:** Verify that all ports, buttons, and the camera lens are correctly aligned with the case's cutouts and remain fully accessible.

Humanized Design

Special cutouts for dropdown control center.

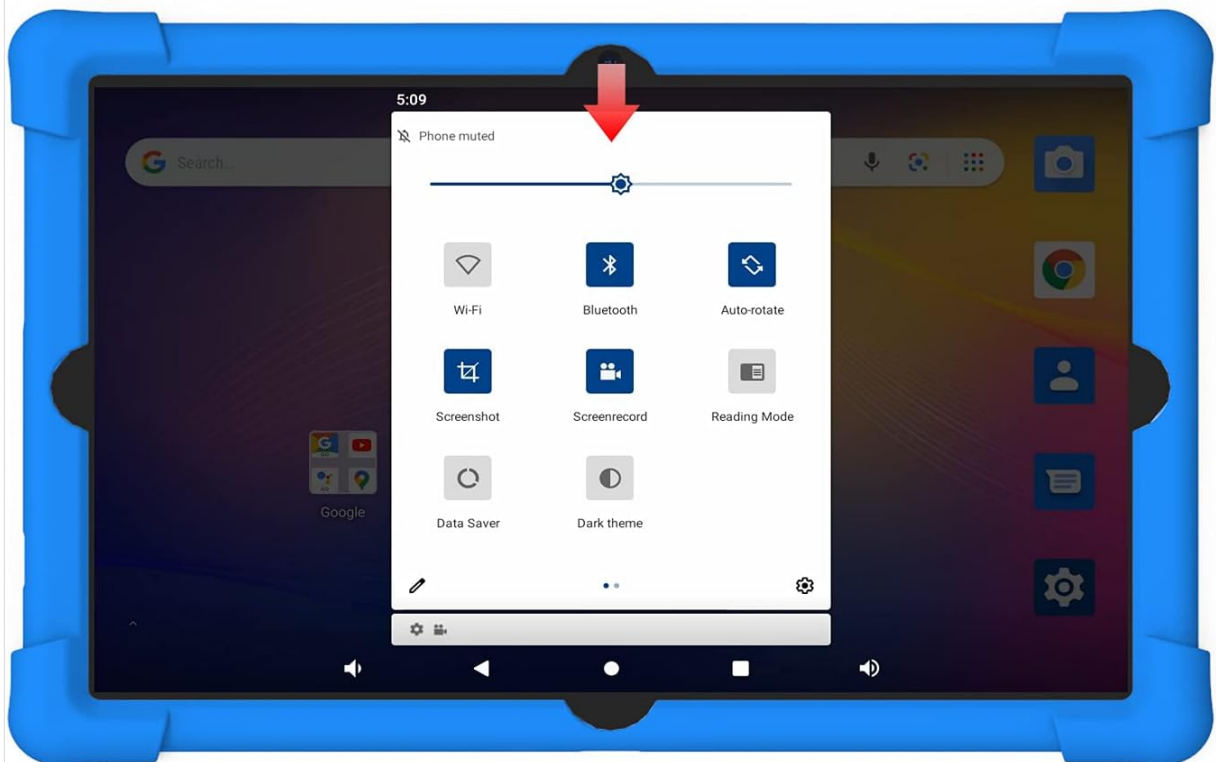


Image: The Transwon MB1001 Tablet Case fitted onto a tablet, emphasizing the precise cutouts that allow full access to the tablet's screen controls and functions.

OPERATING INSTRUCTIONS

Using the Foldable Kickstand

The integrated kickstand allows for hands-free viewing. To deploy the kickstand:

1. Locate the foldable kickstand on the back of the case.
2. Gently pull the kickstand outwards until it locks into an open position, forming a stable triangle.
3. Place your tablet on a flat surface to enjoy a comfortable viewing angle.
4. To fold the kickstand back, gently push it inwards until it lies flat against the case.

HOW TO USE THE KICKSTAND?




Image: A visual guide demonstrating the proper method for deploying and using the foldable kickstand integrated into the Transwon tablet case, showing both correct and incorrect usage.

MAINTENANCE AND CARE

To ensure the longevity and cleanliness of your Transwon MB1001 Tablet Case, follow these care instructions:

- **Cleaning:** The silicone material is washable. If the case gets dirty, you can wash it directly with water. Use mild soap if necessary.
- **Drying:** After washing, allow the case to air dry completely before re-installing your tablet.
- **Avoid Harsh Chemicals:** Do not use abrasive cleaners or harsh chemicals, as these may damage the silicone material.

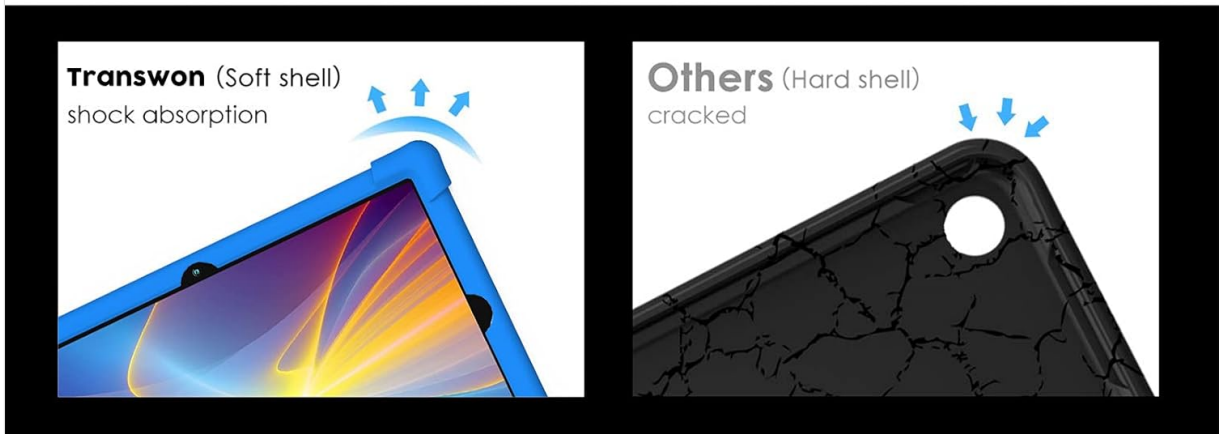


Image: A comparative image demonstrating the superior shock absorption of the Transwon soft shell case, which flexes to protect the tablet, contrasted with a hard shell case that shows cracking upon impact.

TROUBLESHOOTING

Case Does Not Fit Properly

- **Verify Compatibility:** Ensure your tablet model is listed as compatible with the Transwon MB1001 case. This case is designed for MB1001 Tablet 10.1 Inch, Smart Life Within Reach Tablet MB1001, and Tablet 10.1 KT1006.
- **Re-installation:** Remove the tablet from the case and attempt re-installation, ensuring all corners and edges are properly seated.
- **Inspect for Obstructions:** Check for any foreign objects or debris preventing a snug fit.

SPECIFICATIONS

Feature	Detail
Brand	Transwon

Model	MB1001
Compatible Devices	MB1001 Tablet 10.1 Inch, Smart Life Within Reach Tablet MB1001, Tablet 10.1 KT1006
Material	Silicone Rubber
Form Factor	Case
Special Features	Foldable Kickstand, Shockproof, Lightweight, Washable
Item Weight	6.4 ounces
Package Dimensions	11.06 x 8.35 x 0.83 inches

SUPPORT

For further assistance or inquiries regarding your Transwon MB1001 Tablet Case, please contact Transwon customer support. If you have a different tablet model and require compatibility information, please refer to the product listing or contact the manufacturer directly.