

Ozeri ZK19-ORN

Ozeri Touch III Digital Kitchen Scale User Manual

Model: ZK19-ORN | Brand: Ozeri

[Introduction](#)

[Safety](#)

[Contents](#)

[Overview](#)

[Setup](#)

[Operation](#)

[Maintenance](#)

[Troubleshooting](#)

[Specifications](#)

[V](#)

1. INTRODUCTION

Thank you for choosing the Ozeri Touch III Digital Kitchen Scale. This manual provides essential information for the safe and efficient operation of your new kitchen scale. Please read it thoroughly before use and retain it for future reference.

The Ozeri Touch III is designed for precise measurement of food items up to 22 lbs (10 kg), featuring a built-in calorie counter for 7 common food items and a touch-sensitive interface for ease of use.

2. SAFETY INFORMATION

- Do not immerse the scale in water or other liquids.
- Clean the scale with a damp cloth. Do not use abrasive cleaners.
- Place the scale on a hard, flat, and stable surface for accurate measurements.
- Avoid extreme temperatures and humidity.
- Do not overload the scale beyond its maximum capacity of 22 lbs (10 kg).
- Keep out of reach of children.
- Remove batteries if the scale will not be used for an extended period.

3. PACKAGE CONTENTS

Please check that all items are present and in good condition:

- Ozeri Touch III Digital Kitchen Scale
- 4 x AAA Batteries
- Instruction Manual (this document)

4. PRODUCT OVERVIEW

The Ozeri Touch III features a sleek tempered glass surface and intuitive touch-sensitive controls.



Figure 4.1: Ozeri Touch III Digital Kitchen Scale (Burnt Ochre color). This image displays the scale from an angled perspective, highlighting its tempered glass surface, the digital LED display, and the touch-sensitive buttons for operation and calorie calculation.

4.1 Components

- **Weighing Platform:** Tempered glass surface for placing items.
- **LED Display:** High-contrast display showing weight, units, and calorie information.
- **MODE Button:** Cycles through measurement units (grams, pounds/ounces, ounces, milliliters for water, milliliters for milk).
- **TARE Button:** Powers the scale on/off and zeros out the weight of containers.
- **Calorie Counter Buttons:** Dedicated touch buttons for Chicken, Butter, Sugar, Flour, Egg, Chocolate, and Beef to display caloric values.



Figure 4.2: Top-down view of the Ozeri Touch III Digital Kitchen Scale. This image provides a clear view of the entire scale surface, emphasizing the digital display and the arrangement of the MODE, TARE, and seven food-specific calorie counter buttons.

5. SETUP

5.1 Battery Installation

1. Locate the battery compartment on the underside of the scale.
2. Open the battery compartment cover.
3. Insert the 4 AAA batteries, ensuring correct polarity (+/-).
4. Close the battery compartment cover securely.

The scale is now ready for use.

6. OPERATING INSTRUCTIONS

6.1 Power On/Off

- To turn on: Lightly touch the **TARE** button. The display will show "HELLO" and then "0 g".
- To turn off: Press and hold the **TARE** button for approximately 3 seconds. The scale will automatically turn off after 2 minutes of inactivity to conserve battery life.

6.2 Unit Conversion

- With the scale on, lightly touch the **MODE** button to cycle through the available measurement units: grams (g), pounds and ounces (lb:oz), ounces (oz), milliliters for water (ml WATER), and milliliters for milk (ml MILK).
- The selected unit will be displayed on the screen.



Figure 6.1: Display showing weight in pounds and ounces. This close-up image focuses on the digital display of the scale, illustrating how weight measurements are presented in pounds and ounces, along with the unit indicators.

6.3 Tare Function

The Tare function allows you to subtract the weight of a container, ensuring only the weight of the ingredients is measured.

1. Place an empty container (e.g., bowl, plate) on the weighing platform. The display will show its weight.
2. Lightly touch the **TARE** button. The display will reset to "0 g" (or the currently selected unit).
3. Add your ingredients to the container. The display will now show only the net weight of the ingredients.

6.4 Calorie Counter

The Ozeri Touch III includes a built-in calorie counter for 7 common food items:

- Chicken
- Butter
- Sugar
- Flour
- Egg
- Chocolate
- Beef

To use the calorie counter:

1. Place the food item on the weighing platform (or in a tared container).
2. Lightly touch the corresponding food icon button (e.g., **BUTTER**).
3. The display will show the estimated caloric (Kcal) value for the weighed portion.



Figure 6.2: Weighing flour on the scale. This image shows a white bowl containing flour on the scale, with the display indicating a weight of 204 grams. This demonstrates the scale's ability to measure ingredients for cooking or baking.



Figure 6.3: Weighing chocolate on the scale. Several chocolate bars are placed on the scale, and the display shows a weight of 15.5 ounces, illustrating the scale's capacity for various food types.

7. CARE AND MAINTENANCE

- **Cleaning:** Wipe the tempered glass surface with a soft, damp cloth. For stubborn stains, use a mild detergent and then wipe dry. Do not use abrasive materials or chemical cleaners.
- **Storage:** Store the scale in a cool, dry place away from direct sunlight and extreme temperatures.
- **Battery Replacement:** When the "Lo" indicator appears on the display, replace all 4 AAA batteries.

8. TROUBLESHOOTING

Problem	Possible Cause	Solution
Scale does not turn on.	Batteries are dead or incorrectly installed.	Check battery polarity or replace with new AAA batteries.
"Lo" appears on display.	Low battery power.	Replace all 4 AAA batteries.

Problem	Possible Cause	Solution
"O-Ld" appears on display.	Scale is overloaded.	Remove items immediately. Do not exceed 22 lbs (10 kg).
Inaccurate readings.	Scale is on an uneven surface or not tared correctly.	Place scale on a flat, stable surface. Use the Tare function before weighing.




9. SPECIFICATIONS




- **Brand:** Ozeri
- **Model:** ZK19-ORN
- **Capacity:** 0.05 oz to 22 lbs / 1 g to 10 kg
- **Units:** g, lb:oz, oz, ml (water), ml (milk)
- **Display:** High-contrast LED
- **Features:** Touch-sensitive buttons, Tare function, Calorie Counter for 7 food items, Low Battery indicator, Overload indicator, Auto-off function.
- **Power:** 4 x AAA batteries (included)
- **Material:** Tempered Glass
- **Dimensions:** Approximately 11.3 x 7.91 x 2.01 inches
- **Item Weight:** 2.25 pounds (1.02 kg)

10. WARRANTY AND SUPPORT

For warranty information or technical support, please refer to the contact details provided on the Ozeri official website or your purchase documentation. Please have your model number (ZK19-ORN) and purchase date available when contacting support.

Related Documents - ZK19-ORN

	<p>Ozeri Touch II Digital Kitchen Scale ZK013 User Manual and Specifications</p> <p>Comprehensive user manual for the Ozeri Touch II Digital Kitchen Scale (Model ZK013). Learn about specifications, operating instructions, tare feature, battery replacement, and safety guidelines for this precise kitchen weighing tool.</p>
	<p>Ozeri Touch II Total Body Scale: User Guide and Features</p> <p>Comprehensive guide to the Ozeri Touch II Total Body Scale, covering setup, features, body composition analysis (fat, water, muscle, bone), tare mode, memory profiles, and warranty information.</p>
	<p>Ozeri Touch II Smart Body Scale: User Manual & Features</p> <p>A comprehensive guide to the Ozeri Touch II Smart Body Scale (Model ZB13, ZB13-W), detailing setup, features, body composition measurements (fat, water, muscle, bone), Tare mode, memory profiles, and warranty information.</p>

 <p>Ozeri MODEL #: ZK24 Instruction Manual</p> <p>Before operating this scale, please read the instruction manual and keep it handy for future reference.</p>	<p>Ozeri ZK24 Digital Scale Instruction Manual and Warranty Information</p> <p>Comprehensive instruction manual for the Ozeri ZK24 digital scale, covering specifications, operation, care instructions, and warranty details. Learn how to use your Ozeri scale for precise weighing.</p>
 <p>Ozeri Touch II Total Body Scale with Touch Sensitive User Controls</p>	<p>Ozeri Touch II Total Body Scale User Manual and Features</p> <p>Comprehensive guide to the Ozeri Touch II Total Body Scale, covering setup, features, measurements (body fat, water, muscle, bone), memory profiles, tare mode, and warranty information.</p>
 <p>Ozeri Rev® Digital Bath Scale with Electro-Mechanical Dial User Manual Model: ZB19 Product image and Model # will vary by color</p>	<p>Ozeri Rev Digital Bath Scale with Electro-Mechanical Dial User Manual (Model ZB19)</p> <p>User manual for the Ozeri Rev Digital Bath Scale with Electro-Mechanical Dial, Model ZB19. Includes setup, usage, specifications, troubleshooting, and warranty information.</p>