

BOSMA EX PRO-US

BOSMA EX Pro Wired 2K Security Camera Outdoor Instruction Manual

Model: **EX PRO-US** | Brand: **BOSMA**

INTRODUCTION

The BOSMA EX Pro Wired 2K Security Camera is designed to provide advanced outdoor surveillance for your home or business. Featuring 2K (2304x1296) resolution, auto-tracking with 180° pan and 45° tilt, color night vision, and intelligent motion detection, it offers comprehensive monitoring. This manual provides detailed instructions for setting up, operating, maintaining, and troubleshooting your EX Pro camera.





Figure 1: BOSMA EX Pro Wired 2K Security Camera

WHAT'S IN THE BOX

Verify that all components are present in your package:

- BOSMA Security Camera x1
- Power Adapter (100-240VAC 50/60Hz) x1
- Power Cord (23ft/7m) x1

SETUP

Physical Installation

The BOSMA EX Pro is designed for outdoor use and can be wall-mounted. Ensure the installation location provides a clear view of the area you wish to monitor and is within reach of a power outlet using the provided 23ft (7m) power cord.

1. Choose a suitable mounting location on an exterior wall. The camera is IP66 weatherproof.
2. Securely attach the camera's mounting bracket to the wall using appropriate screws (not explicitly listed as included, but implied by "wall mount").
3. Attach the camera to the mounting bracket. The camera features a rotating and tilting mounted base for optimal positioning.
4. Connect the power cord to the camera and plug the power adapter into a standard electrical outlet.



Figure 2: Camera with Rotating & Tilting Mounted Base



Figure 3: Power Cord Length for Installation

App Setup (Android/iOS)

The BOSMA EX Pro camera is controlled via the Bosma app. Download the app from your device's app store and follow the in-app instructions to connect your camera to your 2.4GHz Wi-Fi network.

1. Download the "Bosma" app from the Google Play Store or Apple App Store.
2. Create an account or log in if you already have one.
3. Follow the in-app prompts to add a new device.
4. Select the EX Pro camera model and follow the on-screen instructions, which typically involve scanning a QR

code with the camera.

5. Ensure your mobile device is connected to a 2.4GHz Wi-Fi network during the setup process.

OPERATING FEATURES

Super HD & Auto-Tracking

The EX Pro captures video in crisp 2K (2304x1296) resolution with 8x digital zoom. Its auto-tracking feature allows the camera to automatically follow detected persons within its 180° rotation and 45° tilt range, ensuring they remain in view.



Figure 4: Person Auto-Tracking Capability

2K Resolution

with 8x digital zoom



Figure 5: 2K Resolution with 8x Digital Zoom

Fewer False Alarms & Activity Zones

Reduce unwanted notifications with accurate person detection. You can define specific activity zones within the camera's field of view to focus detection on critical areas, minimizing alerts from irrelevant movements like passing cars or pedestrians.

No more false alarms with **Accurate Person & Motion Detection**



BOSMA

Now

06:15:32 Person detected!
device: Bosma EX Pro Security Camera



Figure 6: Accurate Person & Motion Detection



Selectively choose **Activity Zones**

Figure 7: Selectively Choose Activity Zones

Color Night Vision & Auto Spotlight

The camera provides a 156-degree view and captures vivid images in color even at night, thanks to its Color Night Vision feature. A built-in auto spotlight enhances nighttime security and visibility.

More clarity with **Color Night Vision & Auto-Spotlight**



Figure 8: Color Night Vision & Auto-Spotlight

Free Cloud Storage

The EX Pro offers free 12-hour rolling cloud storage, allowing you to view and download video recordings from the past 12 hours. Optional 7-day and 30-day cloud storage subscriptions are also available for extended recording history.

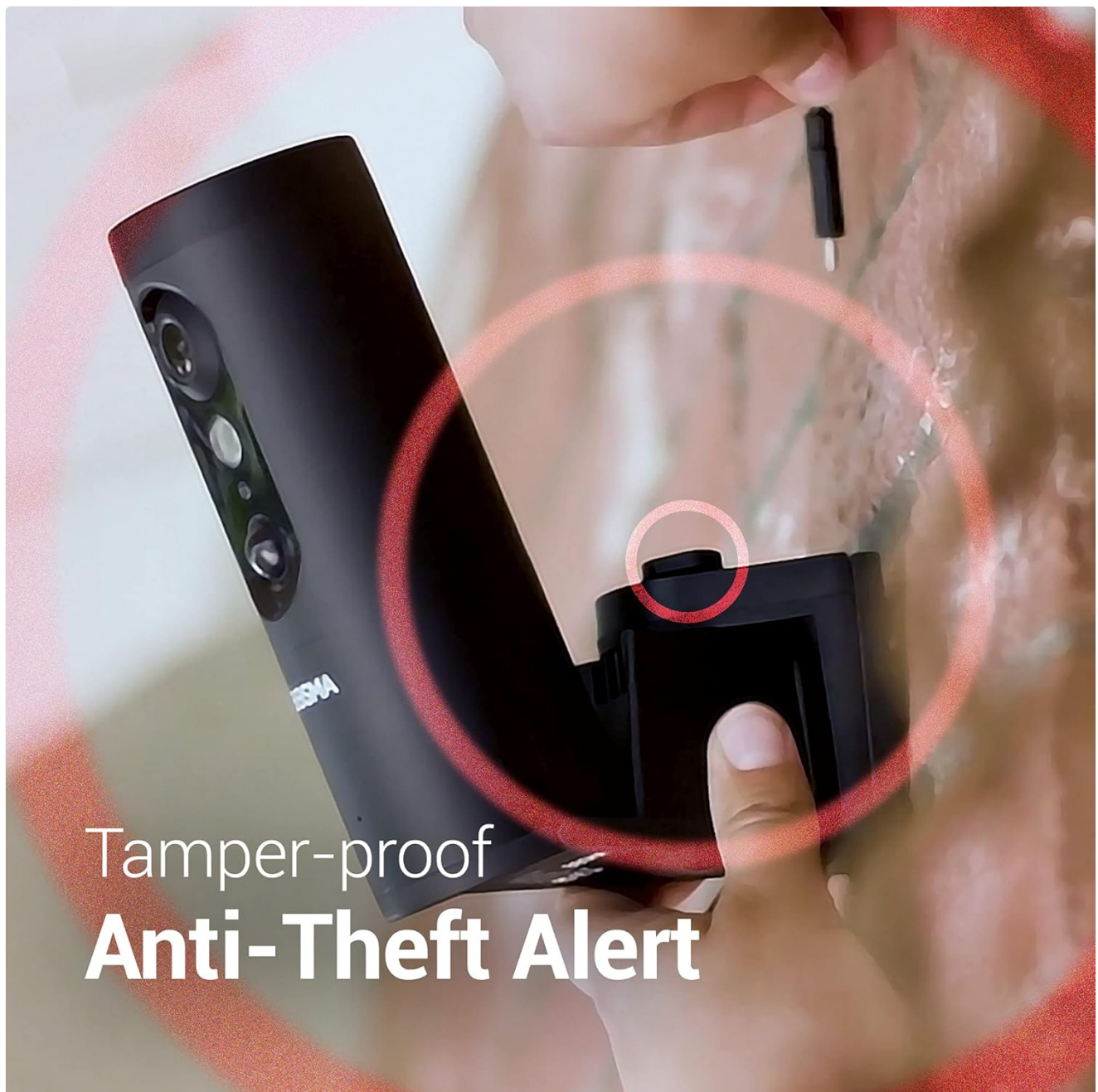
Free rolling 12-Hour **Cloud Storage**



Figure 9: Free Rolling 12-Hour Cloud Storage

Anti-theft Alert & Two-Way Talk

If the camera is unplugged or tampered with, it can automatically trigger a loud 120dB siren to deter intruders and send an immediate notification to your device. The camera also continues recording with its backup battery while unplugged. Utilize the two-way talk feature to communicate with visitors or deter unwanted guests directly through the camera.



Tamper-proof Anti-Theft Alert

Figure 10: Tamper-proof Anti-Theft Alert

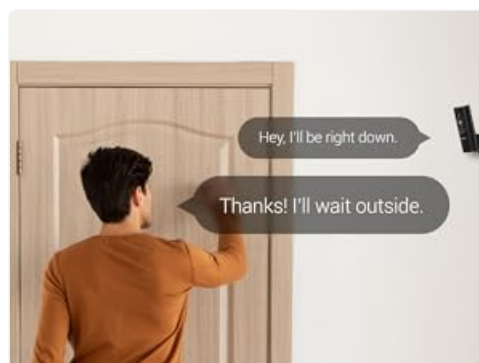


Figure 11: Two-Way Talk Functionality

Advanced AI Features

With the Bosma Assist Plan (3-month free trial included), the camera offers advanced AI features:

- **Package Detection:** Receive alerts when a package is delivered or picked up.
- **Facial Recognition:** Identify familiar faces and get alerts for unfamiliar ones.

- **Loitering Alert:** Be notified if someone lingers in a designated area for too long.



Figure 12: Advanced AI Features



Figure 13: Package Detection



Figure 14: Facial Recognition



Figure 15: Loitering Alert

Alexa Compatibility

The BOSMA EX Pro is compatible with Alexa. You can use simple voice commands to view your live camera feed on compatible Alexa devices, such as an Echo Show.

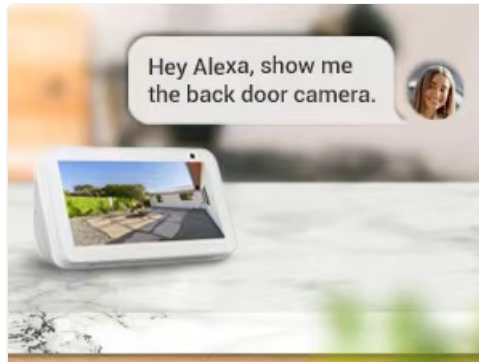


Figure 16: Alexa Integration

Official Product Video

Your browser does not support the video tag.

Video 1: Official product video demonstrating the features of the Bosma EX Pro Spotlight Outdoor Security Camera, including its ability to deter unwanted visitors and protect your home.

MAINTENANCE

To ensure optimal performance and longevity of your BOSMA EX Pro camera, follow these maintenance guidelines:

- **Cleaning:** Periodically wipe the camera lens and body with a soft, damp cloth to remove dust and debris. Avoid using harsh chemicals or abrasive materials.
- **Firmware Updates:** Regularly check the Bosma app for available firmware updates. Keeping your camera's firmware up-to-date ensures you have the latest features, security enhancements, and bug fixes.
- **Power Connection:** Ensure the power cord and adapter are securely connected and free from damage.
- **Mounting Security:** Periodically check the mounting screws and bracket to ensure the camera remains securely attached to the wall.

TROUBLESHOOTING

If you encounter issues with your BOSMA EX Pro camera, refer to the following common troubleshooting steps:

Problem	Possible Cause	Solution
---------	----------------	----------

Problem	Possible Cause	Solution
Camera offline/disconnected	Weak Wi-Fi signal, power interruption, app issue.	<ul style="list-style-type: none">◦ Check Wi-Fi signal strength at the camera's location.◦ Ensure the camera is powered on and the power adapter is functioning.◦ Restart the camera by unplugging and replugging it.◦ Restart your Wi-Fi router.◦ If issues persist, try re-pairing the camera with the app.
Poor video quality	Dirty lens, low bandwidth, poor lighting.	<ul style="list-style-type: none">◦ Clean the camera lens.◦ Ensure adequate Wi-Fi bandwidth.◦ Check lighting conditions; utilize Color Night Vision and Auto Spotlight features.
False motion alerts	Sensitive detection settings, irrelevant movement.	<ul style="list-style-type: none">◦ Adjust motion sensitivity settings in the app.◦ Configure activity zones to exclude areas with frequent irrelevant motion.
Auto-tracking not working correctly	Obstructions, software glitch.	<ul style="list-style-type: none">◦ Ensure no physical obstructions are blocking the camera's movement.◦ Restart the camera.◦ Check for and install any available firmware updates.

SPECIFICATIONS

Feature	Detail
Model Name	EX PRO
Indoor/Outdoor Usage	Outdoor
Video Capture Resolution	2K (2304x1296)
Connectivity Technology	2.4GHz Wi-Fi, Bluetooth
Power Source	Corded Electric, Wired, Plug-in (6V DC, 12W)
Controller Type	Android, iOS App
Mounting Type	Wall Mount
Viewing Angle	156 Degrees
Field Of View	180 Degrees (Pan), 45 Degrees (Tilt)
Night Vision Range	20 Feet

Feature	Detail
Water Resistance Level	IP66
Item Dimensions (L x W x H)	4.2 x 2.2 x 5.9 inches
Item Weight	1.98 Pounds
Batteries Required	Yes (1 Lithium Ion battery included for backup)
Alert Type	Motion, Person, Sound, Package, Faces
Special Features	PTZ Technology, Color Night Vision, Spotlight, Auto Tracking, 2-Way Audio, Auto Siren, Facial Recognition

WARRANTY

BOSMA products typically come with a limited warranty covering manufacturing defects. For specific warranty terms and conditions, including duration and coverage details, please refer to the warranty card included with your product or visit the official BOSMA website. Keep your proof of purchase for warranty claims.


SUPPORT






For technical assistance, customer service, or further inquiries regarding your BOSMA EX Pro camera, please contact BOSMA support through the following channels:

- **Online Support:** Visit the official BOSMA website for FAQs, troubleshooting guides, and support contact forms.
- **In-App Support:** Access support resources directly through the Bosma mobile application.
- **Email Support:** Refer to your product packaging or the Bosma website for the dedicated support email address.

When contacting support, please have your product model number (EX PRO-US) and purchase information ready to expedite the process.

Related Documents - EX PRO-US

	<p>HEIYOUCAM and WorldGolbal Wireless Outdoor Security Cameras: User Manual and Product Details</p> <p>Explore the range of HEIYOUCAM and WorldGolbal wireless outdoor security cameras. This document provides details on models including IP66, BW4, QW5, 3MP, A20/A20QQ, and the Four Lens Four Screen camera. Features cover resolutions from 2K to 10K, advanced night vision, AI motion detection, two-way audio, IP66 waterproofing, and solar power options.</p>
---	--

	<p>AiDot Camera FAQ and Troubleshooting Guide</p> <p>A comprehensive guide to AiDot camera features, troubleshooting common issues like connectivity and recording, and understanding cloud service benefits and subscriptions.</p>
	<p>Blurams Home Pro A12S User Manual</p> <p>Comprehensive user manual for the Blurams Home Pro A12S security camera, covering setup, features, troubleshooting, and cloud services.</p>
	<p>WUUK Wired Pan & Tilt Cam Pro (4MP) User Guide Setup, Installation, and Features</p> <p>Comprehensive user guide for the WUUK Wired Pan & Tilt Cam Pro (4MP). Learn how to set up, mount, and use your Wi-Fi home security camera, including indicator light meanings, storage options, and safety information.</p>
	<p>ANRAN C3 Pro Solar Security Camera User Manual</p> <p>User manual for the ANRAN C3 Pro 2K 3MP Solar Security Camera, providing instructions for installation, setup, and operation of this wireless outdoor surveillance camera.</p>
	<p>GNCC T1 Pro Outdoor Security Camera User Manual</p> <p>A comprehensive guide to the GNCC T1 Pro 2K Security Camera, covering setup, features, and app integration for home security.</p>