

## Manuals+

[Q & A](#) | [Deep Search](#) | [Upload](#)

manuals.plus /

> [Wellue](#) /

> [Wellue DUOEK-S Personal EKG Monitor Instruction Manual](#)

## Wellue DUOEK-S

# Wellue DUOEK-S Personal EKG Monitor Instruction Manual

Brand: Wellue | Model: DUOEK-S

## 1. INTRODUCTION TO YOUR WELLUE DUOEK-S PERSONAL EKG MONITOR

---

The Wellue DUOEK-S is a compact and portable personal EKG monitor designed to record your ECG and heart rate, helping to detect irregular heartbeats. It features an OLED display for real-time waveform viewing and can operate independently or sync with a smartphone application for detailed analysis and record keeping.

- **OLED DISPLAY:** Read real-time EKG waveform, heart rate and get result on screen directly, works independently without smartphone.
- **EKG PERSONAL MONITOR:** Just place your fingers on the sensors to power on the device. NO wire, patch, or gel required.
- **QUICK RESULT:** No matter where you are, you can get ECG/EKG within 30 seconds, and 5 minutes measurement for more detail.
- **UNLIMITED FREE STORAGE:** You can review your historical data and share the report with your friends.

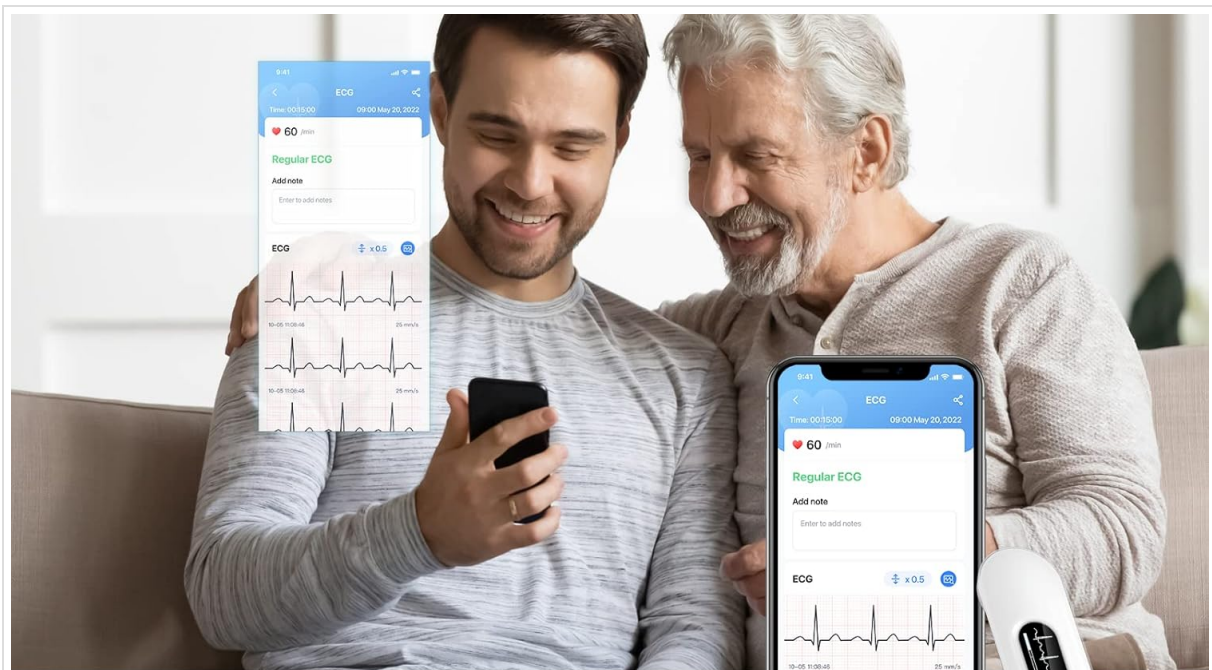
## 2. INITIAL SETUP

---

Before first use, please ensure your DUOEK-S monitor is fully charged. Connect the device to a power source using the provided charging cable.



Figure 2.1: The Wellue DUOEK-S monitor is a sleek, white, oval-shaped device with a central OLED display. It connects wirelessly to a smartphone application for comprehensive data management.



# CARE FOR YOU AND YOUR FAMILY



Hand-held & LED screen show



instant measure result analysis, no subscription required



30s-5min measurement



ios & Android, unlimited storage in free app

Figure 2.2: The device powers on with a simple touch, displaying real-time heart rate and ECG waveform on its integrated OLED screen.

## 2.1. Unboxing and First Look

Video 2.1: This video demonstrates the unboxing process of the Wellue DUOEK-S monitor, including the device itself, charging cable, and user manual. It highlights the compact design and ease of initial handling.

## 3. OPERATING INSTRUCTIONS

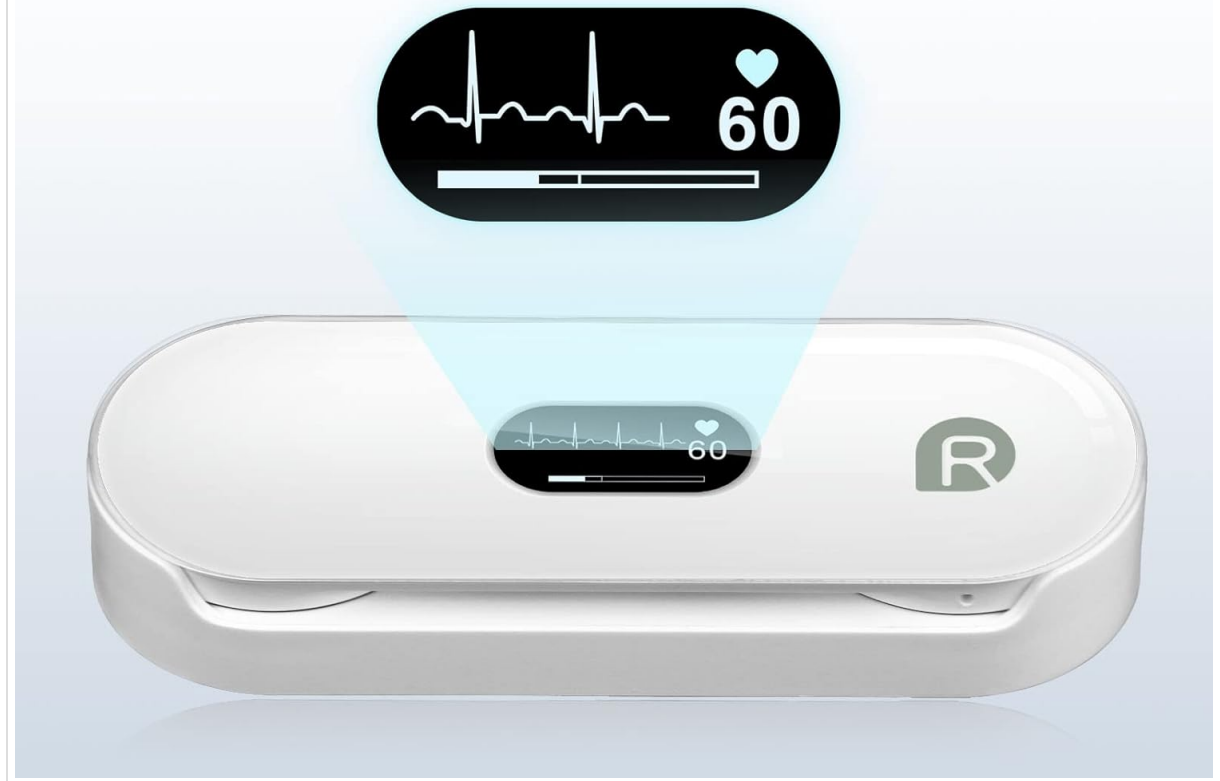
The Wellue DUOEK-S offers multiple measurement methods for flexibility and accuracy.

### 3.1. Hand-Held Measurement (Lead I)

For a quick measurement, simply place your fingers on the sensors. No wires, patches, or gel are required.

# OLED DISPLAY

Clearly display ECG/EKG waveform, heart rate and result.



*Figure 3.1: The OLED display clearly shows the ECG/EKG waveform and heart rate in real-time.*

## 3.2. Lead II and Chest Lead Measurements

For more detailed readings, the device supports Lead II (hand-to-leg) and Chest Lead measurements. Moisten the skin before contact for better conductivity.

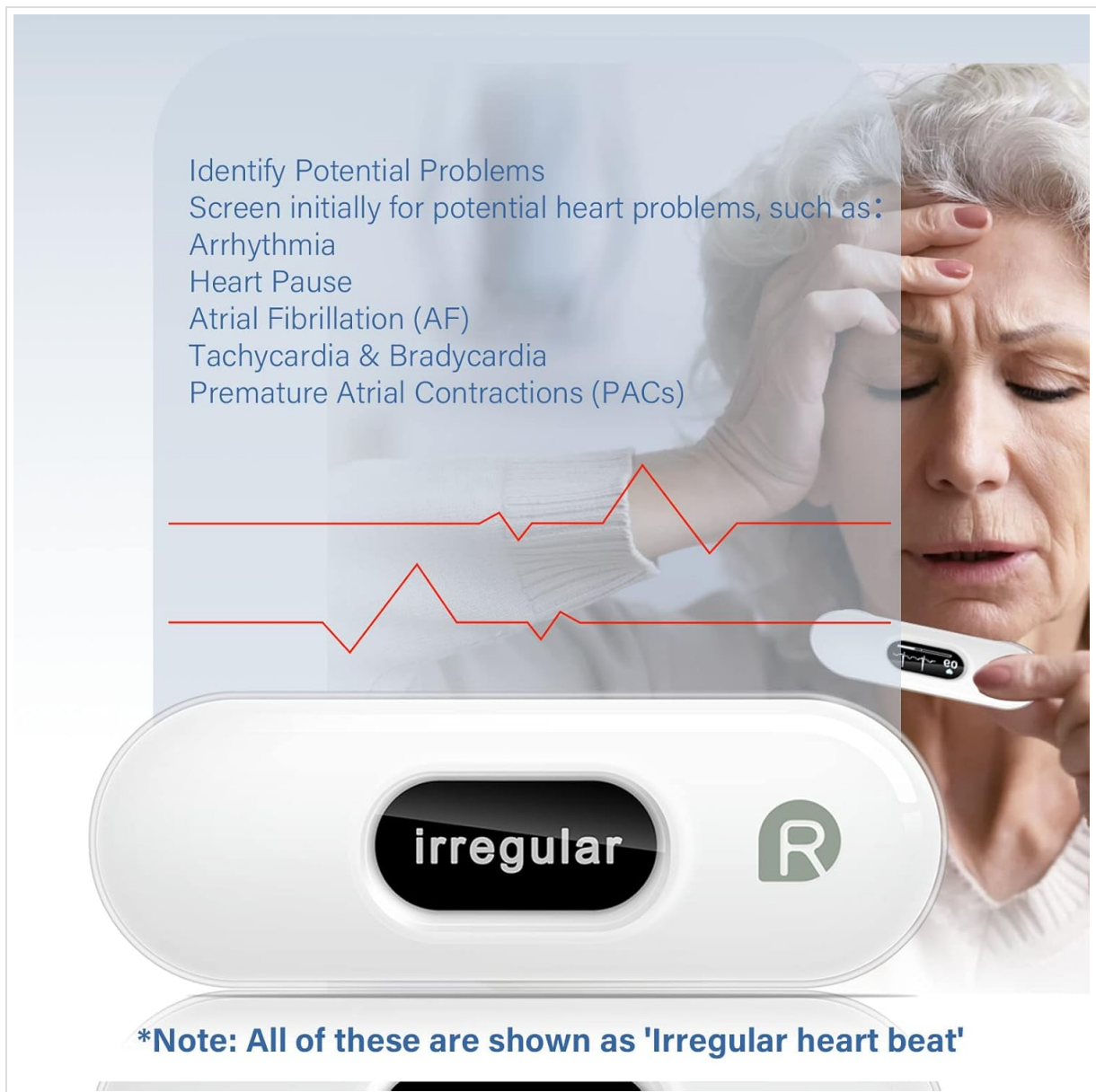


Figure 3.2: The device can identify potential issues such as Arrhythmia, Heart Pause, Atrial Fibrillation (AF), Tachycardia & Bradycardia, and Premature Atrial Contractions (PACs), displaying "Irregular" if detected.

### 3.3. Measurement Duration

Obtain an ECG/EKG reading within 30 seconds for a quick result. For more detailed analysis, a 5-minute measurement is available.

## 4. DATA MANAGEMENT

---

The ViHealth app provides unlimited free storage for your historical data.

# SYNC & VIEW YOUR EKG

Send the EKG  
Reports to Your Physician

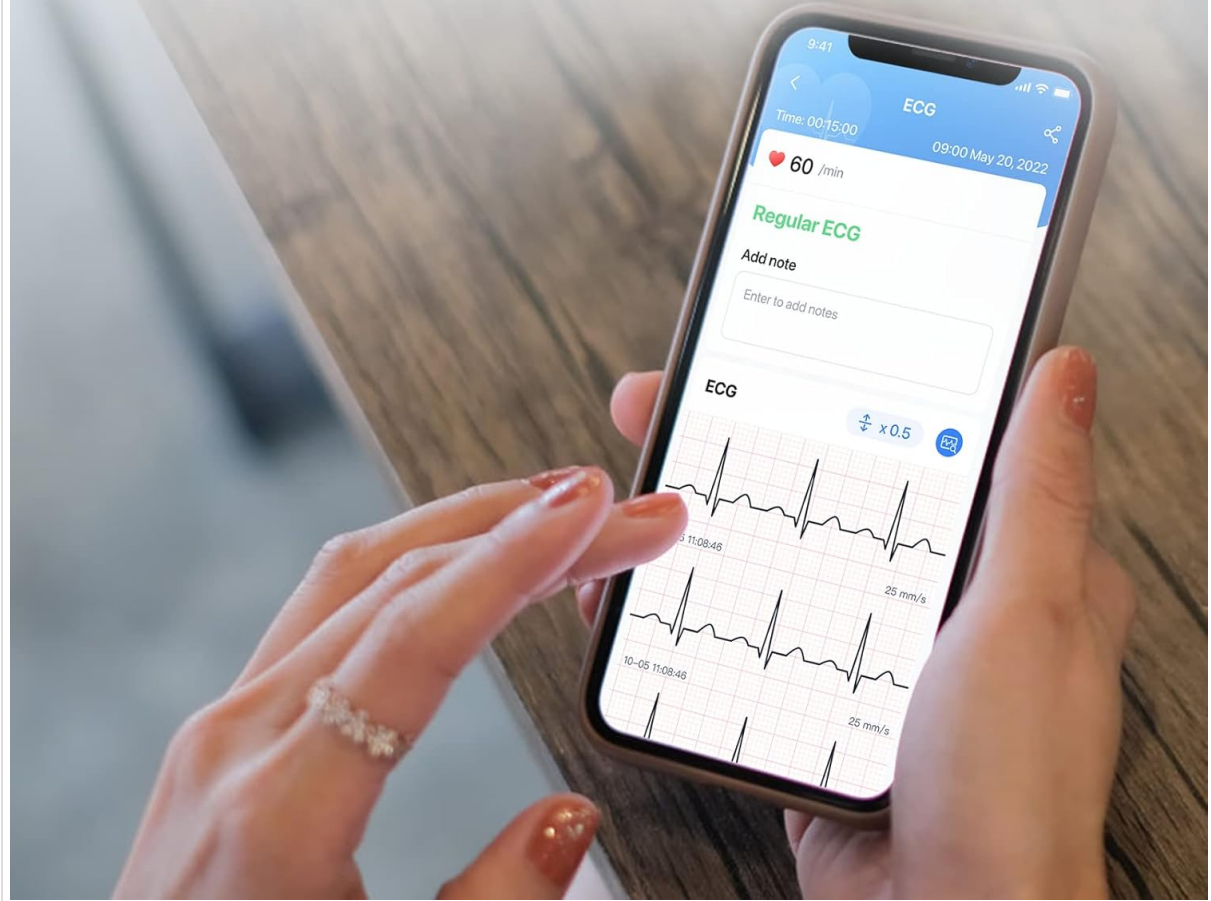


Figure 4.1: After a measurement, the device can sync data to the ViHealth app on your smartphone, allowing you to view detailed reports.

- **Real-Time Reading:** Read the real-time EKG on your mobile and get more detail by adjusting the amplitude.
- **History Saving:** Detail ECG can be saved on ViHealth app for free without any limitation.
- **History with Analysis:** Find your ever history waveform and analysis result on your mobile.
- **Report Sharing:** All EKG records can be exported as a single file for friendly to share with your health consultant.

# ONE-TOUCH TO POWER ON THE DEVICE

Take Instant EKG Anytime, Anywhere



Figure 4.2: The Wellue DUOEK-S is designed for easy use by individuals and families, offering instant measurement results and unlimited storage in the free app.

## 5. CARE AND MAINTENANCE

To ensure the longevity and accuracy of your Wellue DUOEK-S monitor, follow these simple maintenance guidelines:

- Keep the device clean and dry. Wipe with a soft, damp cloth. Do not use abrasive cleaners or immerse in water.
- Store the device in a cool, dry place away from direct sunlight and extreme temperatures.
- The rechargeable battery can take at least 500 measurements before recharging.

## 6. TROUBLESHOOTING COMMON ISSUES

### 6.1. Poor Signal Quality

If you experience poor signal quality or "Stay still" messages, ensure you are holding the device firmly and remaining still during the measurement. Moisten your skin before contacting the electrodes for better conductivity.

### 6.2. Device Not Powering On

Ensure the device is fully charged. Connect it to a power source and allow it to charge for at least 30 minutes before attempting to power it on again.

### 6.3. Syncing Issues with App

Ensure Bluetooth is enabled on your smartphone and the device is within range. Restart both the device and the app if connection problems persist.

## 7. PRODUCT SPECIFICATIONS

---

Feature	Detail
Brand	Wellue
Material	Oled
Color	white
Compatible Devices	Smartphones
Screen Size	0.75
Item Weight	26.8 Grams
Battery Life	12 months
Sensor Type	ECG
Battery Description	Lithium-Ion
Item Package Dimensions L x W x H	6.5 x 4.6 x 2.4 inches
Package Weight	0.23 Kilograms
Item Dimensions LxWxH	3.62 x 1.26 x 0.32 inches
Manufacturer	Wellue
Part Number	1.0
Date First Available	September 29, 2021

## 8. WARRANTY AND SUPPORT

---

Wellue provides lifetime technical support and fast response within 24/7. The product comes with a 12-month Worry-Free Warranty. For any inquiries or assistance, please refer to the contact information provided in your product packaging or visit the official Wellue website.