

Manuals+

[Q & A](#) | [Deep Search](#) | [Upload](#)

[manuals.plus](#) /

› [PATIOJOY](#) /

› [User Manual for PATIOJOY 7-Piece Patio Furniture Set](#)

PATIOJOY B09H2RSPCD

User Manual for PATIOJOY 7-Piece Patio Furniture Set

Model: B09H2RSPCD

PRODUCT OVERVIEW

This manual provides instructions for the PATIOJOY 7-Piece Patio Furniture Set, an outdoor sectional PE rattan sofa set designed for comfort and durability in various outdoor settings. It includes a large coffee table, two corner sofas, and four single sofas, offering flexible arrangement options.



Image: The complete 7-piece patio furniture set, showcasing its grey rattan weave and matching cushions, arranged in a typical outdoor configuration.

SAFETY INFORMATION

Please read and understand all safety warnings and instructions before assembly and use. Failure to follow these instructions may result in injury or damage to the product.

- Ensure all components are present and undamaged before beginning assembly.
- Do not overtighten screws during assembly to avoid damaging the material.
- Keep cushions and pillows dry. Store them indoors or in a waterproof container during rain or prolonged periods of non-use to prevent mold and mildew.
- Place the furniture on a flat, stable surface to prevent tipping.
- Do not exceed the weight capacities specified in the 'Specifications' section.

ASSEMBLY AND SETUP

Assembly is required for this furniture set. It is recommended to have at least two people for assembly. Please follow the included instruction manual for detailed step-by-step assembly. Ensure all parts are accounted for before starting.

Components Included:

- 1 x Coffee table
- 2 x Corner sofa
- 4 x Armless sofa
- 6 x Seat cushion
- 8 x Back cushion
- 2 x Pillow

Assembly Tips:

- Lay out all components on a soft, clean surface to prevent scratches.
- Do not fully tighten all bolts until the entire unit is assembled and aligned.
- Refer to the specific assembly diagrams provided in the separate assembly guide for each furniture piece.

OPERATING AND CONFIGURATION

The PATIOJOY 7-Piece Patio Furniture Set offers a flexible layout, allowing you to arrange the individual sofa pieces and coffee table to suit your space and needs. This adaptability makes it ideal for various outdoor activities, from casual lounging to entertaining guests.

Flexible Layout

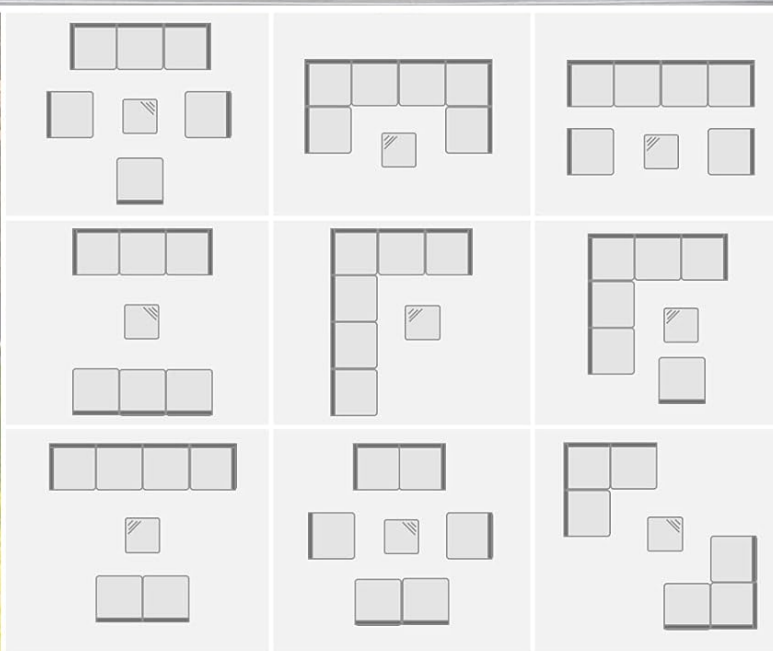


Image: Visual examples demonstrating different possible configurations of the corner and armless sofas, highlighting the set's flexible layout options.

Arrangement Suggestions:

- **L-Shape Configuration:** Combine corner sofas and armless sofas to create a large L-shaped sectional, perfect for corner spaces or defining a seating area.
- **Linear Sofa:** Arrange all armless sofas in a straight line for a long seating option, with corner sofas at the ends or used separately.
- **Individual Seating:** Utilize each sofa piece independently to create multiple smaller seating arrangements around your patio or garden.
- **Coffee Table Placement:** The coffee table can be centrally placed within any configuration for easy access to drinks and snacks.

The cushions and pillows are designed for comfort. The seat cushions are 3 inches thick, providing a comfortable seating experience. The two additional pillows offer extra support for relaxation.

Bring Optimal Comfort and Relaxation



• Pillow



• Back Cushion



• Seat Cushion

Image: Detailed view of the pillow, back cushion, and seat cushion, emphasizing their design for optimal comfort and relaxation.

MAINTENANCE AND CARE

Proper maintenance will extend the life and appearance of your PATIOJOY furniture set.

Cleaning Instructions:

- **Frame:** Wipe the PE rattan and steel frame with a dry cloth. For more stubborn dirt, use a damp cloth with mild soap and water, then rinse thoroughly and dry completely.
- **Cushions and Pillows:** All cushion and pillow covers are removable for easy cleaning thanks to their zipper design. Hand wash or machine wash on a gentle cycle with cold water and mild detergent. Air dry only; do not tumble dry. Ensure cushions are completely dry before re-inserting.
- **Tempered Glass Tabletop:** Clean with a glass cleaner and a soft cloth. Avoid abrasive cleaners or scouring pads that could scratch the surface.



Image: A close-up view of a cushion demonstrating the zipper design, which allows for easy removal of the cover for cleaning.

General Care:

- During periods of heavy rain, snow, or extreme weather, it is recommended to store cushions indoors or cover the entire set with a protective outdoor furniture cover.
- Periodically check and tighten all bolts and connections to ensure stability.
- Avoid placing hot items directly on the tempered glass tabletop without a coaster or protective mat.

TROUBLESHOOTING

This section addresses common issues you might encounter with your patio furniture set.

Common Issues and Solutions:

- **Issue:** Furniture feels wobbly or unstable.
Solution: Check all bolts and connections. Ensure they are securely tightened. Make sure the furniture is placed on a level surface. The anti-rust aluminum feet are designed to prevent direct contact with the ground, but uneven ground

can still cause instability.

- **Issue:** Cushions appear flattened or lose shape.

Solution: The cushions are filled with soft vertical cotton and high-density sponge. Over time, compression can occur. Fluff cushions regularly. If exposed to moisture, ensure they are thoroughly dried to prevent permanent damage.

- **Issue:** Rattan appears faded or damaged.

Solution: The PE rattan is all-weather resistant, but prolonged exposure to direct sunlight can cause some fading over many years. Consider using a furniture cover when not in use for extended periods to protect against UV rays and environmental elements.

- **Issue:** Missing parts during assembly.

Solution: Refer to the "Components Included" list in the Assembly section. If parts are genuinely missing, contact customer support with your purchase details and the specific missing components.

SPECIFICATIONS

Detailed specifications for the PATIOJOY 7-Piece Patio Furniture Set.



Image: An infographic displaying the dimensions (length, width, height) and weight capacities for the coffee table, corner sofa, and armless sofa.

Feature	Detail
Color of Rattan	Mix grey
Color of Cushion	Grey (also available in Black/Blue/Red/Turquoise/Off white)
Material	PE rattan, steel, polyester, sponge
Coffee Table Dimensions (L x W x H)	28.5" x 28.5" x 12"
Corner Sofa Dimensions (L x W x H)	29" x 29" x 24"
Armless Sofa Dimensions (L x W x H)	29" x 25.5" x 24"
Seat Cushion Dimensions (L x W x Thickness)	25.5" x 25.5" x 3"
Seat Height from Ground	15"
Net Weight of Coffee Table	22 lbs
Net Weight of Corner Sofa	22 lbs
Net Weight of Single Sofa	18 lbs
Weight Capacity of Coffee Table	165 lbs
Weight Capacity of Corner Sofa	400 lbs
Weight Capacity of Single Sofa	400 lbs
Manufacturer	PATIOJOY



Weather-resistant PE Rattan



Reinforced Structure



Anti-rust Aluminum Foot





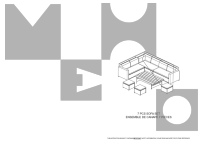

Image: Detailed views of the materials and construction, including the weather-resistant PE rattan, the reinforced internal structure, and the anti-rust aluminum feet, highlighting the durability of the set.

WARRANTY AND SUPPORT

Specific warranty information for this product is not provided in the available documentation. For details regarding warranty coverage, returns, or to report missing parts or defects, please contact PATIOJOY customer support directly through their official website or the retailer from whom the product was purchased.

When contacting support, please have your purchase receipt, product model number (B09H2RSPCD), and a description of the issue ready.

Related Documents - B09H2RSPCD

 <p>PATIOJOY 4-Piece Grey Wicker Conversation Set Ensemble de Meubles de Patio en Rotin Gris HW68941</p>	<p>PATIOJOY 4-Piece Grey Wicker Conversation Set Assembly Instructions (HW68941)</p> <p>Comprehensive assembly guide for the PATIOJOY 4-Piece Grey Wicker Conversation Set (Model HW68941), including parts list, step-by-step instructions, safety warnings, and return information.</p>
 <p>3-Piece Rattan Patio Furniture Set Ensemble de Meubles de Patio en Rotin HW63870</p>	<p>3-Piece Rattan Patio Furniture Set - HW63870 - Assembly & Safety Guide</p> <p>Comprehensive assembly instructions and safety information for the HW63870 3-Piece Rattan Patio Furniture Set. Learn how to assemble your patio furniture, identify parts, and understand return/damage claim procedures.</p>
 <p>4 Pieces Patio Rattan Sofa Set Sofa de Jardin en Rotin HW68664</p>	<p>4 Pieces Patio Rattan Sofa Set Assembly Instructions - HW68664</p> <p>Detailed assembly instructions for the HW68664 4 Pieces Patio Rattan Sofa Set. Includes parts list, hardware, and step-by-step guide for easy setup. Safety information and return instructions also provided.</p>
 <p>4 Pieces Patio Rattan Sofa Set Sofa de Jardin en Rotin HW63239</p>	<p>4 Pieces Patio Rattan Sofa Set Assembly Instructions & Guide (HW63239)</p> <p>This instruction booklet provides detailed assembly steps, safety information, and return procedures for the 4 Pieces Patio Rattan Sofa Set, model HW63239. Ensure correct assembly and safe use of your outdoor furniture.</p>
 <p>7 Piece Sofa Set Ensemble de Meubles de Patio HW70602</p>	<p>7 Piece Sofa Set Assembly Instructions - Patiojoy HW70602</p> <p>Comprehensive assembly guide for the Patiojoy 7 Piece Sofa Set (Model HW70602). Includes detailed step-by-step instructions, parts list, hardware list, safety precautions, and return/damage claim procedures.</p>
 <p>PATIOJOY HW63238 4-Piece Rattan Sofa Set Ensemble de Meubles de Patio en Rotin HW63238</p>	<p>PATIOJOY HW63238 4-Piece Rattan Sofa Set Assembly Instructions</p> <p>Detailed assembly guide for the PATIOJOY HW63238 4-Piece Rattan Sofa Set, including parts list, hardware, step-by-step instructions, and return/damage claim information. This document provides all necessary information for setting up and maintaining your patio furniture.</p>