

Manuals+

[Q & A](#) | [Deep Search](#) | [Upload](#)

HTC HTC TWS3

HTC True Wireless Earbuds 2 User Manual

Model: HTC TWS3

INTRODUCTION

The HTC True Wireless Earbuds 2 offer a seamless audio experience with advanced features designed for comfort and convenience. These earbuds utilize the latest Bluetooth 5.1 technology for instant pairing and stable connections across various devices. Enjoy extended listening times, intuitive touch controls, and a comfortable, ergonomic fit for all-day use.



Image: HTC True Wireless Earbuds 2 in their pink charging case, showcasing the compact design.



Image: A display of HTC True Wireless Earbuds 2 in three available colors: white, black, and pink.

Your browser does not support the video tag.

Video: An official overview of the HTC True Wireless Bluetooth Earbuds, highlighting key features and design.

WHAT'S IN THE BOX

Your HTC True Wireless Earbuds 2 package includes the following items:

- HTC True Wireless Earbuds 2 (Left and Right)
- USB-C Charging Cable
- Rubber Eartips (Two pairs: Large and Small sizes, in addition to the pre-installed medium size)
- Charging Case

Your browser does not support the video tag.

Video: An unboxing video for the HTC True Wireless Earbuds 2, showing the contents of the package.

SETUP

1. Charging the Earbuds and Case

Before first use, ensure both the earbuds and the charging case are fully charged. Connect the provided USB-C cable to the charging port on the case and plug the other end into a compatible USB power source. The indicator light on the case will show charging status. A full charge provides up to 8 hours of listening time for the earbuds and up to 32 hours total with the charging case.

30 Hours of Combined Battery Life

7.5 Hours
Music enjoyment

3 Times
Additional recharges

500 mAh
Charging case



Image: Pink HTC True Wireless Earbuds 2 and their charging case, illustrating the 30-hour combined battery life.

2. Pairing with Your Device

1. Open the charging case. The earbuds will automatically enter pairing mode.
2. On your device (smartphone, tablet, laptop), go to Bluetooth settings.
3. Select "HTC True Wireless Earbuds 2" from the list of available devices.
4. Once connected, you will hear an audio prompt, and the indicator light on the earbuds will change.

The earbuds utilize Bluetooth 5.1 for quick and stable connections. They are compatible with iOS, Android, and Windows devices.

Versatile to Meet Your Needs

Enjoy stereo sound using both earbuds or pair each separately with different devices depending on your listening needs.



Image: A diagram illustrating the quick pairing process and wide compatibility of the HTC True Wireless Earbuds 2 with various devices.


3. Achieving Optimal Comfort

The earbuds are ergonomically crafted for a secure and comfortable in-ear fit. Experiment with the included rubber eartips (small, medium, large) to find the size that provides the best seal and comfort for your ears. A proper fit enhances sound quality and noise isolation.

Ultra-light weight comfort



Ergonomic



Skin-friendly



Three different
size earplugs



Image: A woman wearing pink HTC True Wireless Earbuds 2 while working on a laptop, emphasizing the ultra-lightweight comfort and ergonomic design.




Image: A diagram illustrating the correct method for inserting an earbud to ensure a secure and comfortable fit.

OPERATING INSTRUCTIONS

Touch Controls

The HTC True Wireless Earbuds 2 feature intuitive touch controls on each earbud for easy management of your audio and calls:

- **Play/Pause:** Tap left/right earbud once.
- **Answer Call:** Tap left earbud once.
- **Hang Up Call:** Tap right earbud once.
- **Reject Call:** Tap and hold left/right earbud for 2 seconds.
- **Previous Track:** Tap and hold left earbud for 2 seconds.
- **Next Track:** Tap and hold right earbud for 2 seconds.
- **Volume Up:** Tap left earbud twice.
- **Volume Down:** Tap right earbud twice.
- **Activate Voice Assistant:** Tap left/right earbud three times.

Simple touch controls



Play

Tap left/right earbud



Stop

Tap left/right earbud



Answer call

Tap left earbud



Hang up call

Tap right earbud



Reject call

Tap and hold earbud 2s



Previous track

Tap and hold left earbud 2s



Next track

Tap and hold right earbud 2s



Volume control

⊕ Tap left earbud x2

⊖ Tap right earbud x2



Activate voice assistant

Tap right earbud x3



Image: A visual guide detailing the simple touch controls for the pink HTC True Wireless Earbuds 2.

Effortless Comfort

Ergonomically crafted for the perfect in-ear fit and minimal external noise, HTC True Wireless Earbuds 2 take you on an acoustic adventure with effortless comfort.



Skin-friendly



Ergo-friendly

Image: A visual guide detailing the simple touch controls for the black HTC True Wireless Earbuds 2.

Single Earbud Use

You can use either earbud independently for mono audio or calls. Simply take one earbud out of the case, and it will automatically connect to your device. This feature allows for versatility depending on your listening needs.

Versatility. One earbud or both

Enjoy stereo sound using both earbuds or pair each separately with different devices depending on your listening needs.



Image: Two smartphones connected to individual pink HTC True Wireless Earbuds 2, showcasing the versatility of using one or both earbuds.

Simple Touch Control








-  **Play / Pause**
Tap either earbud
-  **Play previous**
Tap and hold the left earbud for 2 seconds
-  **Answer / End call**
Tap either earbud
-  **Decline call**
Tap and hold either earbud for 2 seconds
-  **Voice Assistant**
Triple-tap either earbud
-  **Play next**
Tap and hold the right earbud for 2 seconds
-  **Volume control**
 - ⊕ Double-tap the left earbud
 - ⊖ Double-tap the right earbud



Image: A diagram illustrating the versatility of using one or both black HTC True Wireless Earbuds 2 with different devices.

MAINTENANCE

Cleaning and Care

- Regularly clean the earbuds and charging case with a soft, dry cloth.
- Remove eartips and clean them with mild soap and water if necessary, ensuring they are completely dry before reattaching.
- Avoid using abrasive materials or harsh chemicals.

Water Resistance

The HTC True Wireless Earbuds 2 are IPX5 waterproof, meaning they are protected against low-pressure water jets from any direction. This makes them suitable for workouts and light rain. However, they are not designed for submersion in water.

TROUBLESHOOTING

If you encounter any issues with your HTC True Wireless Earbuds 2, please refer to the following common solutions:

Problem	Solution
Earbuds not pairing	Ensure earbuds are charged. Place them back in the case, close, then reopen to re-enter pairing mode. Check your device's Bluetooth settings and forget/remove previous connections if necessary.
No sound from one earbud	Ensure both earbuds are charged. Try placing both back in the case and taking them out again. Re-pair with your device.

Problem	Solution
Touch controls unresponsive	Ensure earbuds are clean and dry. Restart your device and re-pair the earbuds.
Poor sound quality	Adjust the eartips for a better seal. Ensure your device is within the 10m Bluetooth range. Check for interference from other wireless devices.


SPECIFICATIONS

Feature	Detail
Model Name	HTC True Wireless Earbuds 2
Item Model Number	HTC TWS3
Connectivity Technology	Wireless (Bluetooth 5.1)
Battery Life (Earbuds)	Up to 8 hours on a single charge
Battery Life (with Charging Case)	Up to 32 hours
Charging Case Battery Capacity	500 mAh
Water Resistance Level	IPX5 (Water Resistant)
Control Type	Touch Control (Volume, Play/Pause, Call Management, Voice Assistant)
Ear Placement	In Ear
Frequency Range	20-20,000 Hz
Item Weight	2.82 ounces
Product Dimensions	1.71 x 1.71 x 1.36 inches

WARRANTY AND SUPPORT

HTC provides a 12-month warranty for the True Wireless Earbuds 2. For any support inquiries or warranty claims, please contact HTC customer service through their official website or the retailer where the product was purchased.

For more information, visit the official[HTC Store on Amazon](#).




[pdf] User Manual Quick Start Guide Guide

Justin Lai User Manual Fortune Ship International Industrial Limited HTCTWS3 HTC True Wireless Earbuds 2 2AVFE 2AVFEHTCTWS3 htctws3

HTC True Wireless Earbuds 2 Quick Start Guide Model **HTC TWS3** What s in the box Earbuds x2 Charging case x1 Quick Start Guide x1 USB type-c cable x1 Rubber tips x2 Large, Small Things to keep in mind with HTC True Wireless Earbuds HTC True Wireless Earbuds 2 should not be used in extreme tempe...

lang:en score:31 filesize: 450.8 K page_count: 6 document date: 2021-09-01




[pdf] SAR Rating

RF Exporure Fortune Ship International Industrial Limited HTCTWS3 HTC True Wireless Earbuds 2 2AVFE 2AVFEHTCTWS3 htctws3

RF Exposure Requirements Product Description: HTC True Wireless Earbuds 2 Model No.: **HTC TWS3** FCC ID: 2AVFE-HTCTWS3 According to the KDB 447498 D01 v06 section 4.3.1, for 100 MHz to 6 GHz and test separation distances 50 mm, the 1-g and 10-g SAR test exclusion thresholds are determined by the follo...

lang:en score:22 filesize: 80.46 K page_count: 1 document date: 2021-09-14



[pdf] Test Report

ETSI 301 489 17 V1 Sem Test Report Fortune Ship International Industrial Limited HTCTWS3 HTC True Wireless Earbuds 2 2AVFE 2AVFEHTCTWS3 htctws3

TEST REPORT Reference No..... : FCC ID : Applicant ... ar Industrial Centre, 66-82 Chai Wan Kok Street, Tsuen Wan NT, HONGKONG HTC True Wireless Earbuds 2 **HTC TWS3** FCC Part 15.247 Aug. 10, 2021 Aug. 10, 2021 to Aug. 26, 2021 Aug. 26, 2021 Pass Remarks: T...

lang:en score:15 filesize: 1.84 M page_count: 57 document date: 2021-09-14

