

## Rosen G11

# Rosen Solid Top Dreadnought Acoustic Guitar User Manual

Model: G11 | Brand: Rosen

## INTRODUCTION

---

Thank you for choosing the Rosen Solid Top Dreadnought Acoustic Guitar. This 41-inch spruce guitar bundle is designed for both beginners and experienced players, offering excellent acoustic properties and a comfortable playing experience. This manual provides essential information for setting up, operating, maintaining, and troubleshooting your new instrument to ensure its longevity and optimal performance.

## WHAT'S INCLUDED

---

Your Rosen acoustic guitar kit comes with a comprehensive set of accessories to get you started:

- Acoustic Guitar
- Padded Gig Bag
- Strap
- Digital Clip-On Tuner
- Capo
- Beginner Guitar Book
- Extra Pack of Strings
- Picks
- Clean Cloth
- Truss Rod Hex Wrench



Figure 1: Rosen Acoustic Guitar bundle showing the guitar, padded gig bag, tuner, capo, picks, extra strings, polishing cloth, hex wrench, and beginner book.

## SETUP

### 1. Initial Inspection

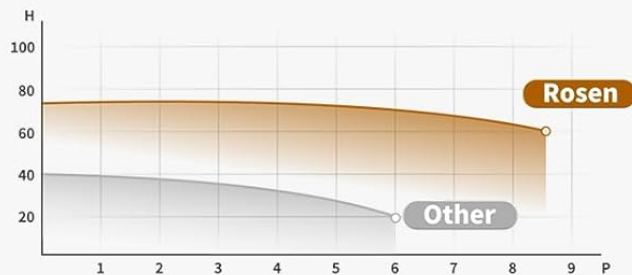
Upon unboxing, carefully inspect your guitar for any visible damage. Ensure all included accessories are present as listed in the "What's Included" section.

### 2. String Installation and Tuning

Your guitar comes with strings pre-installed, but they may need tuning. Use the included digital clip-on tuner for accurate tuning. Attach the tuner to the headstock of the guitar. Pluck each string individually and adjust the tuning pegs until the tuner indicates the correct pitch (E, A, D, G, B, E from thickest to thinnest string).

# 1:21 TUNING MACHINES

Copper sealed tuning pegs, deliver rock-solid tuning stability for lasting accuracy



Silky Feel



Stable Performance

*Figure 2: The 1:21 closed tuner knobs ensure stable and precise tuning.*

The Rosen G11 guitar features 1:21 closed tuner knobs, designed to lock the string in place for easy and precise tuning, and to hold tune after initial setup.

### 3. Strap Attachment

Attach the included strap to the strap buttons located at the bottom of the guitar body and at the heel of the neck. Ensure the strap is securely fastened before playing while standing.

### 4. Truss Rod Adjustment

The truss rod allows you to adjust the neck relief (the slight forward bow of the neck) to optimize string action and playability. If you experience fret buzzing or find the string action too high or too low, use the

included hex wrench to make small adjustments. Turn clockwise to reduce relief (lower action) and counter-clockwise to increase relief (raise action). It is recommended to make small turns (quarter turn at a time) and re-evaluate.



*Figure 3: The C-shape neck and low string action are designed for comfortable playability. The truss rod allows for fine adjustments.*

For a visual guide on guitar setup and playing, please refer to the official product video below:

Your browser does not support the video tag.

*Video 1: Acoustic Guitar from Rosen G11. This video demonstrates various playing techniques and highlights the guitar's sound quality.*

## OPERATING

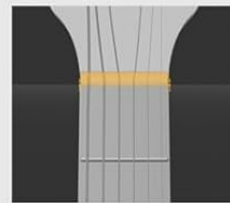
### 1. Playing Techniques

The Rosen G11 is suitable for various music styles. Its dreadnought full-size cutaway body provides a rich, resonant tone. The C-shape neck and low string action are designed to minimize finger pressure, making it comfortable for all hand sizes, especially for beginners.

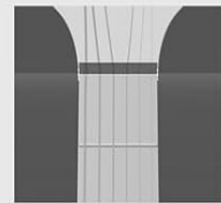
# WIDER FINGERBOARD

✔ Precision Fretting

✔ 17% Reduced Strain



G11 Guitar Nut Width  
**Approx. 44.5mm**



Market Guitar Nut Width  
**Only 43mm**

Figure 4: The wider fingerboard (approx. 44.5mm nut width) provides more space for comfortable finger placement, reducing strain.

# ULTRA-LOW ACTION

- ✔ Minimizes Fingerpressure
- ✔ Beginner-Ready Ergonomics
- ✔ Low Strings Action Foreasy Fretting



Easy-to-play neck with rounded fingerboard edges

Figure 5: Ultra-low action minimizes finger pressure, making it easier for beginners to fret notes.

## 2. Sound Characteristics

The guitar features a Grade-A solid spruce top with Sapele back and sides. This combination, along with the reinforced "X" bracing structure, enhances resonance and produces a crisp, pure sound with excellent acoustic properties and sustain.


# SOLID SPRUCE TOP



Sitka Spruce



Industry-Trusted  
Quality



- ✓ Balanced Tone
- ✓ Enrich Strumming Gradation
- ✓ Excellent Sustain Vibrant Tone
- ✓ Clear And Bright Tone

Figure 6: The solid spruce top contributes to balanced, rich, and clear tones with excellent sustain.

# STANDARD X BRACING

Enhanced Clarity & Sustain



Balanced Tone



Quicker Response



Anti-Distortion  
Design



Extended life

*Figure 7: Standard X bracing enhances clarity, sustain, and provides an anti-distortion design for extended life.*

The bronze strings with high carbon steel hex core further contribute to the guitar's vibrant tone and tuning stability.

## MAINTENANCE

### 1. Cleaning

Regularly wipe down your guitar with the included polishing cloth after each use to remove sweat, oils, and dust. This helps preserve the finish and prevent grime buildup on the strings and fretboard.

## 2. String Care and Replacement

Strings will naturally wear out over time, affecting tone and playability. Replace strings when they sound dull, show signs of corrosion, or become difficult to keep in tune. Your bundle includes an extra pack of strings for convenience. Refer to online tutorials or a local music store for guidance on string replacement if needed.

## 3. Storage

Store your guitar in the padded gig bag when not in use to protect it from dust, humidity fluctuations, and accidental bumps. Avoid exposing the guitar to extreme temperatures or direct sunlight, as this can damage the wood and finish.

## TROUBLESHOOTING

- **Fret Buzz:** If you hear a buzzing sound when playing notes, the string action might be too low or the neck relief might be insufficient. Try adjusting the truss rod (refer to Setup section) or consult a professional luthier.
- **Difficulty Staying in Tune:** Ensure strings are properly stretched after installation. Check that the tuning pegs are not loose. Extreme temperature changes can also affect tuning stability.
- **Dull Sound:** Old or dirty strings can cause a dull sound. Replace them with new ones. Ensure the guitar is clean and free of dust buildup.
- **High String Action:** If the strings feel too high off the fretboard, making it hard to press them down, the neck might have too much relief or the bridge saddle might be too high. Adjust the truss rod or consider having the saddle adjusted by a professional.

For persistent issues, please contact Rosen customer support for assistance.

## SPECIFICATIONS

Feature	Detail
Item Weight	9.64 pounds
Product Dimensions	41 x 16.14 x 5.12 inches
Model Number	G11
Back Material	Sapele
Body Material	Sapele
Color Name	Sunburst
Fretboard Material	Rosewood
String Gauge	Custom
String Material	Bronze
Top Material	Spruce
Neck Material Type	Okoume Wood
Number of Strings	6

Guitar Bridge System	Adjustable
Musical Style	Folk
Proficiency Level	All
Hand Orientation	Right

## WARRANTY AND SUPPORT

---

Rosen is committed to providing high-quality musical instruments. For any warranty inquiries, technical support, or further assistance, please contact Rosen customer service through the retailer where you purchased the product or visit the official Rosen website. Please retain your proof of purchase for warranty claims.

You can find more information and contact details on the [Rosen Store on Amazon](#).