

WIWU WIWU Étui clavier iPad

WIWU iPad Keyboard Case Instruction Manual

FOR IPAD AIR 11 (M2), IPAD AIR 5TH GEN, AND IPAD AIR 4TH GEN

1. Product Overview

This manual provides detailed instructions for the WIWU iPad Keyboard Case, designed to enhance your iPad experience with a detachable keyboard, trackpad, and protective casing. Please read this manual thoroughly before using the product.



Image: The WIWU iPad Keyboard Case, showcasing the detachable keyboard and the iPad securely housed in its protective cover.

2. Compatibility

The WIWU iPad Keyboard Case is compatible with the following iPad models:

- iPad Air 11" (M2, 2024) - Models: A2902, A2903, A2904
- iPad Air 5th Generation (2022, 10.9") - Models: A2588, A2589, A2591
- iPad Air 4th Generation (2020, 10.9") - Models: A2072, A2316, A2324, A2325

To identify your iPad model, navigate to **Settings > General > About** and locate the Model Number. If the number contains a slash '/', it represents the part number. Tap it to reveal the model number, which starts with 'A' followed by four digits.



Image: A visual guide to identifying your iPad model number for compatibility verification.

3. What's in the Box

Upon unpacking, ensure all the following items are present:

- WIWU iPad Keyboard Case
- USB Charging Cable
- User Manual (this document)

4. Setup Instructions

4.1 Attaching the iPad to the Case

The protective case for your iPad is designed for a secure fit. Gently insert your iPad into the case, ensuring all edges are properly seated. The keyboard unit attaches magnetically to the protective case via a long magnetic strip. Align the keyboard with the bottom edge of the iPad case until it snaps into place.

4.2 Charging the Keyboard

Before initial use, fully charge the keyboard. Connect the provided USB charging cable to the keyboard's charging port and plug the other end into a USB power adapter (not included) or a computer's USB port. A full charge typically takes 2-3 hours. The keyboard offers approximately 80 hours of working time and up to 150 days of standby time on a single charge.

4.3 Bluetooth Pairing

To connect the keyboard to your iPad:

1. Ensure the keyboard is charged and powered on.
2. On your iPad, go to **Settings > Bluetooth**.
3. Turn on Bluetooth. Your iPad will search for discoverable devices.
4. Locate and select the keyboard (e.g., "WIWU Keyboard") from the list of devices.
5. Follow any on-screen prompts to complete the pairing process. Once paired, the keyboard will automatically connect to your iPad when both are on and within range.

5. Operating Instructions

5.1 Detachable Keyboard Functionality

The keyboard can be easily detached from the protective case. Simply pull the keyboard away from the magnetic strip. This allows you to use the iPad independently with its stand, or position the keyboard for optimal comfort. To reattach, align the keyboard with the magnetic strip at the bottom of the iPad case.

5.2 Adjustable Stand Angles

The integrated kickstand offers a flexible 0-180° multi-angle tilt. This allows you to adjust the iPad screen to various viewing angles for typing, sketching, reading, or watching videos. The stand is designed for stability, preventing accidental collapses.



Image: The WIWU keyboard case configured at different angles for optimal viewing and interaction.

5.3 Multi-Touch Trackpad Usage

The keyboard case features a responsive trackpad that supports native Multi-Touch gestures, similar to a laptop. You can adjust the trackpad's sensitivity on your iPad by going to **Settings > General > Trackpad & Mouse > Tracking Speed**.



Image: A close-up view of the trackpad, illustrating its size and functionality for multi-touch gestures.

5.4 Backlight Control

The keyboard features 7 RGB LED backlight colors: blue, green, red, cyan, purple, yellow, and white. It also supports three levels of brightness adjustment.

- To switch backlight colors: Press the **light key + up/down arrow keys**.
- To adjust brightness: Press the **light key** repeatedly to cycle through three brightness levels.

5.5 Auto Sleep/Wake Function

The keyboard case is equipped with an auto sleep/wake function to conserve battery life. Opening the case will wake your iPad, and closing it will put your iPad to sleep. If the keyboard is left inactive for 10 minutes, it will automatically disconnect from the iPad. Press any key on the keyboard to wake it up and re-establish the connection.

5.6 Integrated Pencil Holder

The case includes a hidden slot designed to securely hold your Apple Pencil. This ensures your pencil is always accessible and protected when not in use.



Military Grade

Full-body Protection



3mm Raised Bezel

Camera Protection



Hidden pencil Slot

No worries lost your Pencil

Slim Fit with Full Protection

Image: The WIWU iPad Keyboard Case in a closed position, showing the secure camera protection and the discreetly integrated pencil holder.

6. Protection Features

The silicone TPU protective case offers 360-degree protection for your iPad, safeguarding it from scratches, bumps, drops, and dust. The design ensures that all iPad ports, buttons (volume, power), camera, speaker, and microphone remain easily accessible without obstruction.




Image: A graphic representation of the comprehensive 360-degree protection offered by the case, including raised bezels for camera and screen.

7. Maintenance

7.1 Cleaning the Case and Keyboard

To clean the case and keyboard, use a soft, damp cloth. Avoid using harsh chemicals or abrasive cleaners, as these may damage the surfaces. Ensure the keyboard is powered off and disconnected from the iPad before cleaning.

7.2 Battery Care

To prolong the life of the keyboard's internal battery, avoid fully discharging it frequently. Charge the keyboard when the battery indicator is low. For the Apple Pencil, it is recommended to charge it only when necessary (e.g., when battery level reaches 20%) to maintain its battery health.

8. Troubleshooting

- **Keyboard not connecting via Bluetooth:**

Ensure the keyboard is charged and powered on. Turn off and on your iPad's Bluetooth. Forget the device in iPad's Bluetooth settings and re-pair. Restart both your iPad and the keyboard.

- **Trackpad is unresponsive or inaccurate:**

Ensure the keyboard is fully charged. Check iPad's Trackpad & Mouse settings for sensitivity. Clean the trackpad surface. Restart your iPad.

- **Backlight not working:**

Ensure the keyboard is powered on and charged. Press the light key to adjust brightness or cycle through colors.

- **iPad does not fit the case:**

Verify your iPad model against the compatibility list in Section 2. Ensure the iPad is inserted correctly into the protective shell.

9. Specifications






- **Product Dimensions:** 11.2 x 8.2 x 1.18 inches
- **Item Weight:** 2.24 pounds
- **Batteries:** 1 Lithium Polymer battery (included)
- **Connectivity Technology:** Bluetooth

- **Keyboard Backlighting:** RGB, 7 colors, 3 brightness levels
- **Special Features:** Backlit, Customizable Display Keys, Portable, Trackpad, Vertical Support
- **Manufacturer:** WIWU
- **Model Number:** WIWU Étuiclavier iPad

10. Warranty and Support

WIWU offers a worry-free exchange policy within 365 days of purchase, ensuring protection for every customer. For any inquiries or assistance, 7x24-hour online support is available.

Related Documents - WIWU Étuiclavier iPad

 <p>COMBO iPad Keyboard Case</p> <p>Note: Please read the manual carefully before using</p>	<p>WIWU COMBO iPad Keyboard Case User Manual and Guide</p> <p>Comprehensive user manual for the WIWU COMBO iPad Keyboard Case, detailing connection, shortcut keys, specifications, iOS trackpad gestures, and installation. Includes product overview and technical details.</p>
	<p>WIWU QM002 Magnetic Keyboard Case User Manual</p> <p>User manual for the WIWU QM002 Magnetic Keyboard Case, detailing features like Bluetooth connectivity, backlighting, charging, and troubleshooting for enhanced iPad productivity.</p>
	<p>WIWU Mag Touch Keyboard Case User Manual and Guide</p> <p>Comprehensive user manual and guide for the WIWU Mag Touch Keyboard Case, covering specifications, setup, shortcuts, gestures, troubleshooting, and safety precautions.</p>
	<p>WIWU Pencil 9Pro User Manual: Features, Usage, and Specifications</p> <p>Comprehensive user manual for the WIWU Pencil 9Pro active capacitive stylus, detailing its features, Bluetooth connectivity, charging instructions, compatible iPad models, and FCC compliance information.</p>
 <p>Пайдалану жөнiндегi нұсқаулық WIWU Pencil Pro III стилусы (Өлшемдері сәйкесінше, деп көрсетілген, мм)</p>	<p>WiWU Pencil Pro III Стилусы Пайдалану Жөнiндегi Нұсқаулық</p> <p>WiWU Pencil Pro III стилусының толық пайдалану нұсқаулығы, оның мақсаты, сақтық шаралары, құрылғы схемасы, пайдалану нұсқаулары, техникалық сипаттамалары, кепiлдiк және өндiрушi туралы ақпаратты қамтиды.</p>



[Wiwu Brand Logos and Product Identification](#)

A collection of brand logos including Wiwu, Mazer, Porodo, Mofit, and Charmast, presented as identification labels.