

## Ledvion LV40004

# Ledvion LED Batten 60cm 15W 6500K Instruction Manual

Model: LV40004

## 1. INTRODUCTION

---

Thank you for choosing the Ledvion LED Batten. This instruction manual provides important information regarding the installation, operation, and maintenance of your new LED fixture. Please read this manual carefully before installation and keep it for future reference.

This LED Batten features an ultra-thin design (2.4cm height) and incorporates high-quality SMD LED chips for efficient and bright illumination. The integrated LED system means the light source is built directly into the fixture, making it ready for immediate use.

## 2. SAFETY INFORMATION

---

### **Always observe the following safety precautions:**

- Ensure the power supply is disconnected before installation, maintenance, or cleaning.
- Installation should be performed by a qualified electrician in accordance with local wiring regulations.
- Do not modify the product in any way. Unauthorized modifications may lead to electric shock, fire, or product damage.
- This product is rated IP20, meaning it is protected against solid objects larger than 12.5mm but has no protection against water. Do not install in wet or damp locations.
- Do not look directly into the LED light source when it is illuminated, as this may cause eye strain or damage.
- Keep packaging materials out of reach of children.

For detailed safety guidelines, please refer to the official safety document: [Safety Information \(PDF\)](#)

## 3. WHAT'S IN THE BOX

---

Carefully unpack the box and ensure all components are present and undamaged. If any parts are missing or damaged, please contact customer support.

# WHAT'S IN THE BOX

SKU: LV40004



1x LED batten



2x Easy connector



2x Clips



2x Screws



2x Plugs



1x Manual

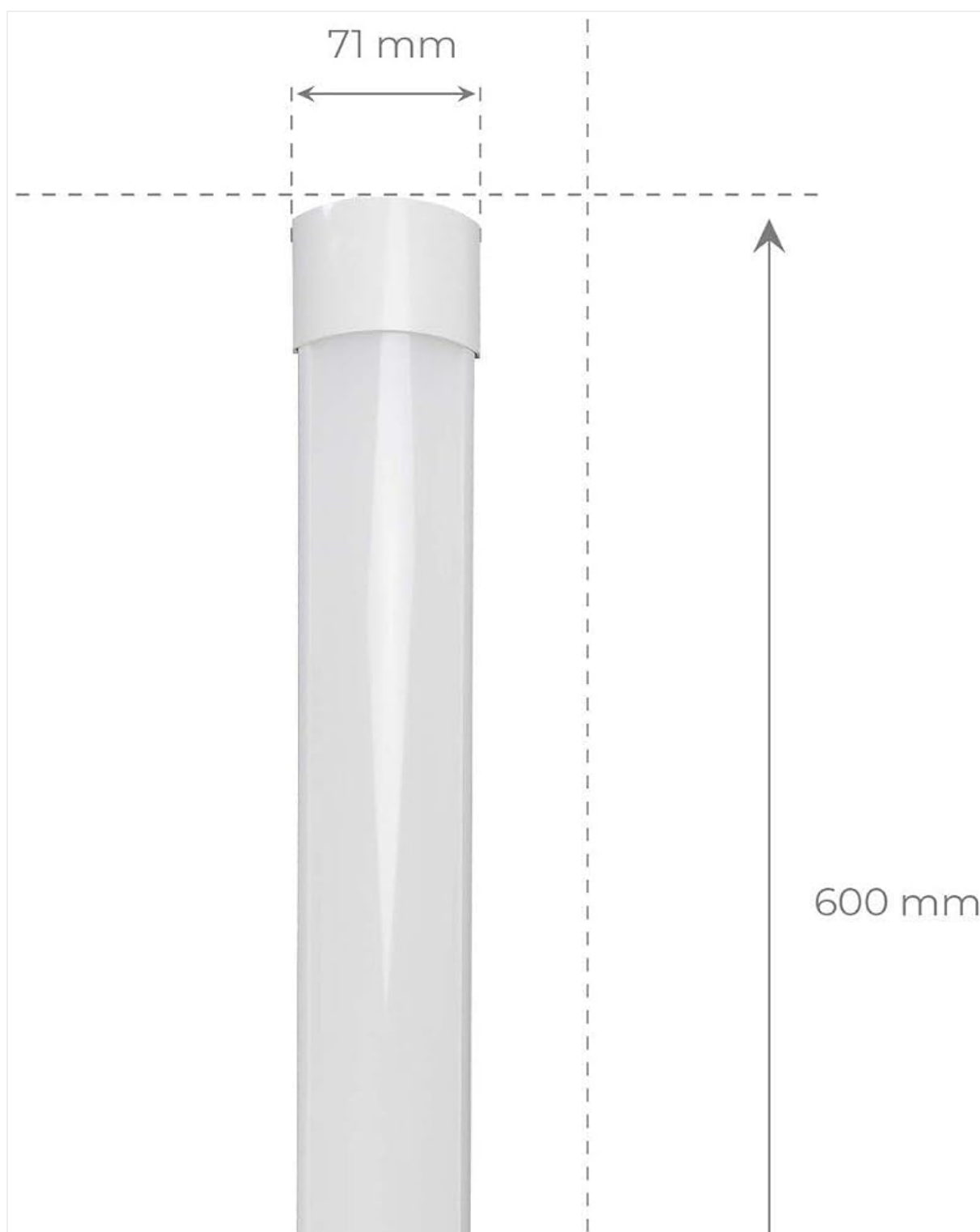
Image: Contents of the Ledvion LED Batten package.

- 1x Ledvion LED Batten
- 2x Easy Connector
- 2x Mounting Clips
- 2x Screws
- 2x Wall Plugs
- 1x Instruction Manual

## 4. SPECIFICATIONS

<b>Brand</b>	Ledvion
<b>Model Number</b>	LV40004
<b>Product Dimensions</b>	67 x 8 x 3 cm
<b>Weight</b>	275 g
<b>Material</b>	Plastic

<b>Light Type</b>	LED
<b>Wattage</b>	15 Watt
<b>Voltage</b>	230 Volt (220-240V, 60Hz)
<b>Light Color / Color Temperature</b>	6500K (Neutral White)
<b>Maximum Light Output</b>	2400 Lumen
<b>Special Features</b>	IP20 - Dustproof
<b>Control Method</b>	Push Button (External switch required)
<b>Smart Home Compatibility</b>	Not compatible with smart home systems



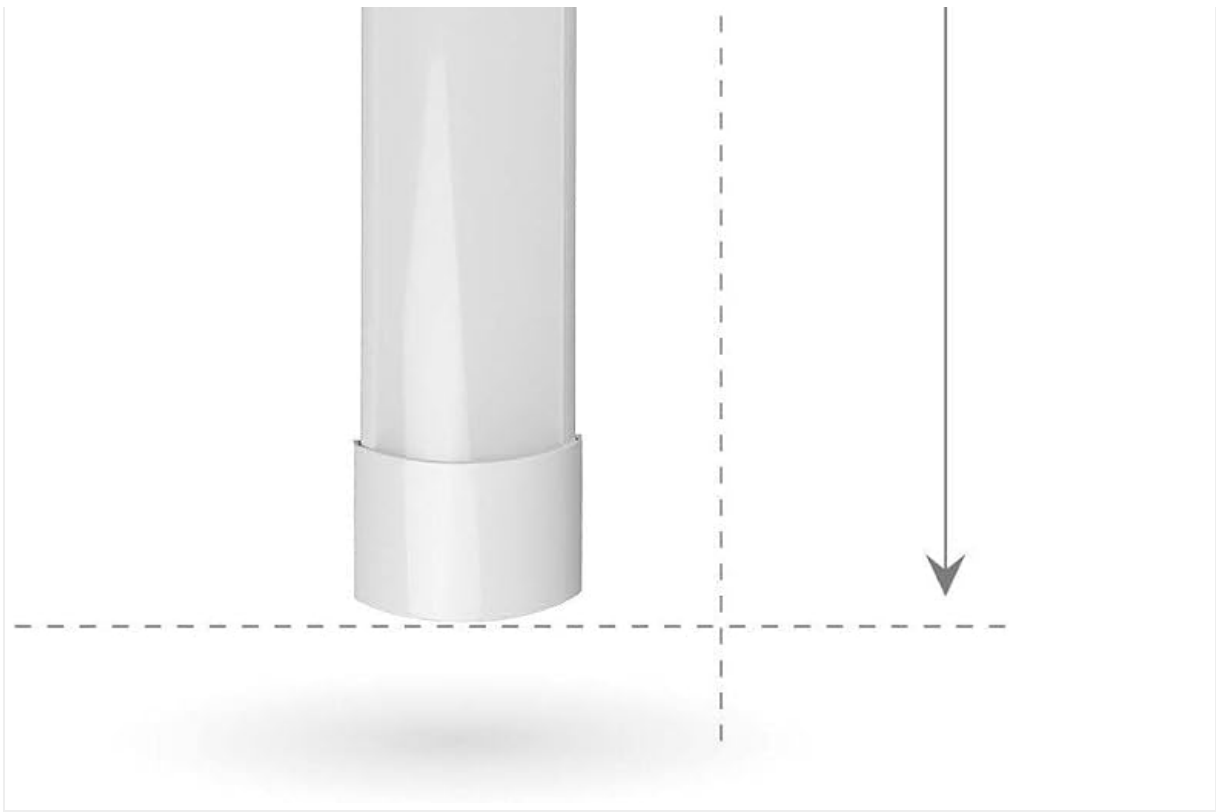


Image: Product dimensions of the Ledvion LED Batten.

## 5. SETUP AND INSTALLATION

---

The Ledvion LED Batten is designed for easy installation. Follow these steps carefully:

1. **Preparation:** Before starting, ensure the main power supply to the installation area is switched off at the circuit breaker. Gather the necessary tools (drill, screwdriver, pencil, measuring tape).
2. **Marking:** Hold the LED Batten in the desired mounting position and mark the locations for the mounting clips with a pencil. Ensure the marks are level and spaced correctly for the batten's length.
3. **Drilling:** Drill holes at the marked locations. Insert the provided wall plugs into the drilled holes.
4. **Mounting Clips:** Secure the mounting clips to the wall or ceiling using the provided screws. Ensure they are firmly attached.
5. **Wiring:** Connect the electrical wires to the easy connector. The easy connector allows for tool-less connection to the mains. Ensure correct polarity (Live, Neutral).



# SAMSUNG LED CHIPS

High performance samsung led chips with  
30.000 hours lifetime

WARRANTY 5 YEARS



Ledvion

Image: Easy connector for quick and secure wiring.

6. **Attach Batten:** Carefully clip the LED Batten into the mounted clips. Ensure it is securely fastened.
7. **Power On:** Once the batten is securely installed and wired, restore power to the circuit.

This LED Batten is connectable, allowing multiple units to be linked for extended lighting coverage. Consult a qualified electrician for multi-unit installations.

## 6. OPERATING INSTRUCTIONS

---

The Ledvion LED Batten is designed for straightforward operation.

- Once installed and connected to the mains power supply, the LED Batten can be switched on and off using a standard wall switch connected to the circuit.
- The integrated LED lighting (6500K) provides instant full brightness upon activation.
- There are no additional controls on the fixture itself.

## 7. MAINTENANCE

---

The Ledvion LED Batten requires minimal maintenance.

- **Cleaning:** To clean the fixture, ensure the power is turned off. Use a soft, dry, or slightly damp cloth. Do not use abrasive cleaners, solvents, or harsh chemicals, as these can damage the finish or electrical components.
- **Inspection:** Periodically check the mounting clips and wiring connections to ensure they remain secure.
- **LED Replacement:** The LED chips are integrated and not user-replaceable. The fixture is designed for a long lifespan (30,000 hours).

## 8. TROUBLESHOOTING

---

If you encounter any issues with your Ledvion LED Batten, refer to the following common problems and solutions:

Problem	Possible Cause	Solution
Light does not turn on	No power supply; Loose wiring; Faulty switch; Damaged fixture.	Check circuit breaker and wall switch. Ensure wiring connections are secure. Test the switch. If the issue persists, contact a qualified electrician.
Light flickers	Loose wiring; Incompatible dimmer (this fixture is not dimmable); Power fluctuations.	Check wiring connections. Ensure no dimmer is used. If power fluctuations are suspected, consult an electrician.
Reduced brightness	Dust accumulation; End of product lifespan.	Clean the fixture. If the product is nearing its expected lifespan, replacement may be necessary.

If you cannot resolve the issue using the information above, please contact Ledvion customer support.

## 9. WARRANTY

---

The Ledvion LED Batten comes with a **5-year warranty**. This warranty covers defects in materials and workmanship under normal use. Please retain your proof of purchase for warranty claims.



Image: Ledvion LED Batten with 5-year warranty.

The warranty does not cover damage caused by improper installation, misuse, accidents, unauthorized repairs, or normal wear and tear.

## 10. SUPPORT AND CONTACT

---

For further assistance, technical support, or warranty inquiries, please contact Ledvion customer service:

- **Email:** [info@ledvion.com](mailto:info@ledvion.com)
- **Phone:** 085-7733466
- **Online Store:** Visit the official Ledvion store on Amazon: [Ledvion Store](#)

Please have your model number (LV40004) and proof of purchase ready when contacting support.

## 11. APPLICATION EXAMPLES

---

The Ledvion LED Batten is versatile and suitable for various indoor applications where bright, efficient lighting is needed.



Image: Example installation in a garage.

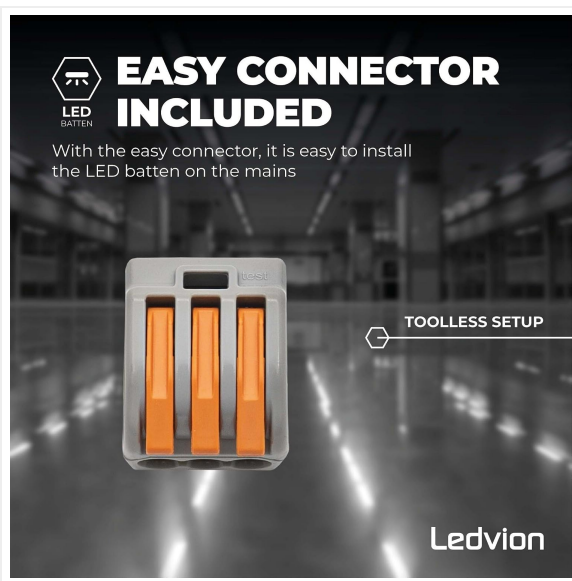


Image: Example installation in a retail environment.