

## SMALLRIG 3538-SR

# SMALLRIG ZV-E10 Camera Cage with Silicone Handle User Manual

Model: 3538-SR

## INTRODUCTION

This manual provides comprehensive instructions for the installation, operation, and maintenance of your SMALLRIG ZV-E10 Camera Cage with Silicone Handle. Designed specifically for the Sony ZV-E10 camera, this cage enhances protection, improves ergonomics, and expands mounting possibilities for various accessories.

## SETUP AND INSTALLATION

Follow these steps to correctly install the SMALLRIG ZV-E10 Camera Cage onto your Sony ZV-E10 camera.

### Package Contents

- 1 x ZV-E10 Camera Cage
- 1 x Side Lock
- 1 x M2.5 Screw
- 2 x Allen Wrenches

# Tripod Shooting Accessory System

Quick release plate for Arca-Swiss for quick scene switching



Figure 1: Package Contents and Dimensions

## Attaching the Camera Cage

1. Ensure your Sony ZV-E10 camera is powered off.
2. Align the camera with the cage, ensuring the 1/4"-20 screw hole on the bottom of the camera matches the screw hole on the cage's base.
3. Secure the camera to the cage using the provided 1/4"-20 screw and one of the Allen wrenches. Tighten firmly but do not overtighten.
4. For additional security, attach the side lock to the camera's strap lug and secure it to the cage using the M2.5 screw and the smaller Allen wrench. This double-locking design prevents twisting.



Figure 2: Installed Camera Cage

## Compatible with Sony ZV-E10



### Note

Smallrig (ID: 3538B) is only compatible with Sony ZV-E10

Figure 3: Compatibility with Sony ZV-E10

## KEY FEATURES

The SMALLRIG ZV-E10 Camera Cage offers several design advantages for enhanced camera use:

- **Enlarged Hot Shoe Space:** The design provides ample clearance around the camera's hot shoe, allowing simultaneous use of external microphones (e.g., Sony ECM-W2BT) or flashes (e.g., Sony HVL-F32M) without obstruction.
- **Enlarged Battery Compartment Space:** The bottom of the cage features an enlarged cutout for the battery compartment, facilitating easy access for battery and memory card changes. A dedicated slot is included for dummy battery cables, allowing the camera to sit flat during external power use.
- **Multiple Mounting Options:** The cage integrates various mounting points, including multiple 1/4"-20 threaded holes, 3/8"-16 ARRI-style locating holes, and built-in cold shoes (top and bottom). These allow for attachment of top handles, power bank clips, microphones, and LED video lights.
- **Silicone Handle with Comfortable Grip:** An ergonomically designed, detachable silicone handle provides a secure and comfortable grip, improving handling during extended use.
- **Arca-Swiss Quick Release Plate:** The integrated Arca-Swiss compatible quick release plate on the bottom allows for rapid transitions between handheld, tripod, and stabilizer setups. It also features threaded holes for direct attachment to RS 3/RS 3 Pro/RS 2/RSC 2 stabilizer quick release plates.

- **Dedicated Protection:** Constructed from aircraft-grade aluminum alloy, the formfitting cage provides robust protection for your camera. Built-in rubber pads prevent scratches and ensure a snug fit.
- **Full Access:** The cage's design ensures full access to all camera buttons, card slots, battery compartments, and allows for 360-degree rotation of the flip screen.

## Product Details Display



Figure 4: Product Details and Features



Figure 5: Easy Battery and Memory Card Access





Figure 6: Dummy Battery Cable Slot



Figure 7: Unrestricted Flip Screen Access

## OPERATING INSTRUCTIONS

The SMALLRIG ZV-E10 Camera Cage is designed to integrate seamlessly with your camera, providing a

versatile platform for various shooting scenarios.

## Utilizing Mounting Points

- **Top Handle:** Attach a SMALLRIG Top Handle (e.g., 1638, 1446, 1984, 2165) to the 1/4"-20 or 3/8"-16 ARRI locating holes for improved low-angle shooting and carrying.
- **Power Bank:** Use a SMALLRIG Power Bank Clip (BUB2336) to secure a power bank to the cage, ensuring continuous power supply for extended shoots.
- **Microphone/LED Light:** Mount a microphone (e.g., SMALLRIG 3468) or an LED video light (e.g., SMALLRIG 3286) to the built-in cold shoes for enhanced audio and lighting in vlogging setups.

## Switching Shooting Modes

The integrated Arca-Swiss quick release plate allows for quick transitions between different shooting configurations:

- **Handheld:** The silicone grip provides a comfortable and secure hold for stable handheld shooting.
- **Tripod:** Directly attach the cage to an Arca-Swiss compatible tripod for stable static shots or vertical/horizontal orientations.
- **Stabilizer:** The bottom threaded holes are compatible with quick release plates for DJI RS 3/RS 3 Pro/RS 2/RSC 2 stabilizers, optimizing your setup for smooth, cinematic footage.



Figure 8: Tripod Shooting Accessory System

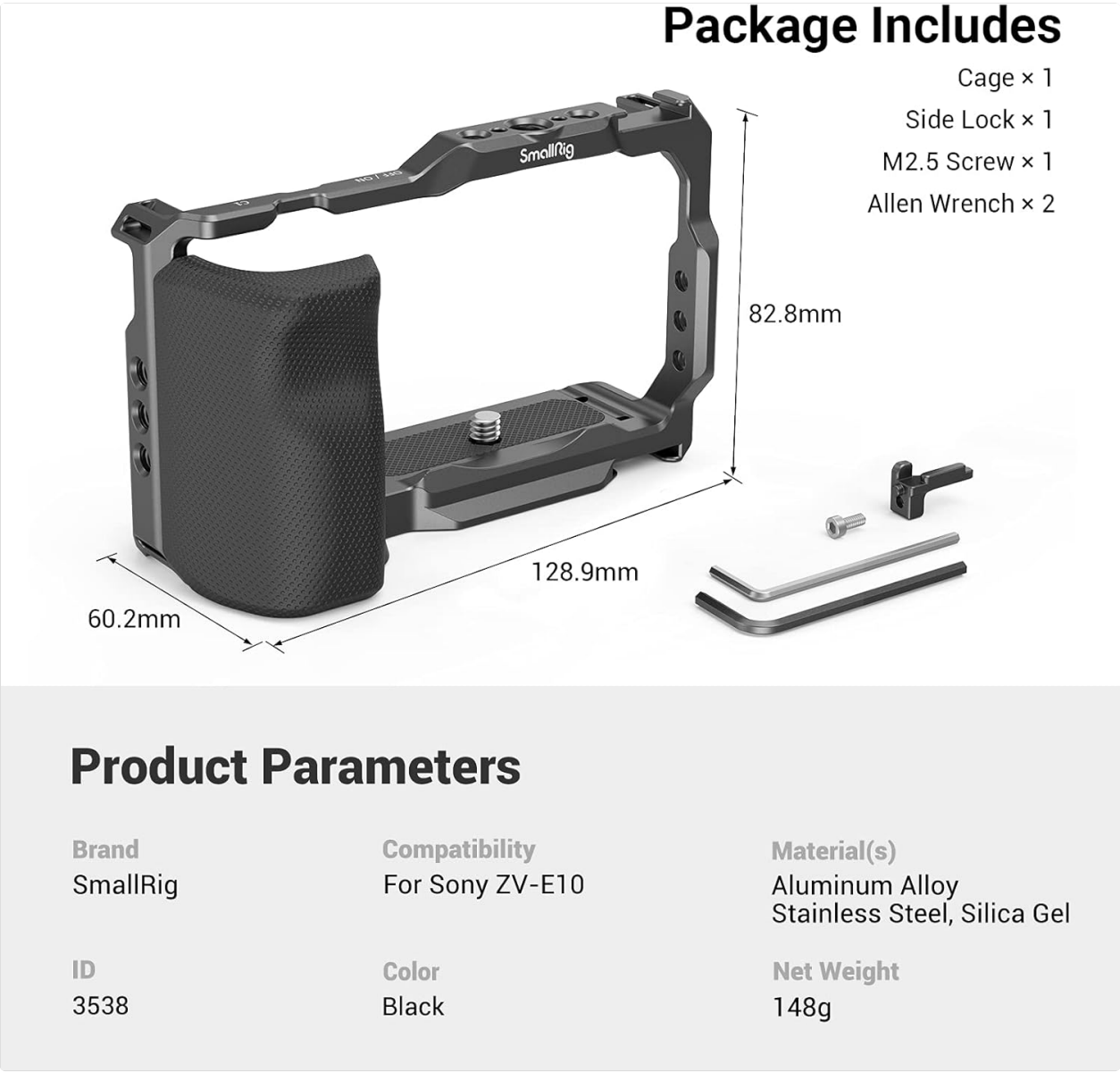


Figure 9: Versatile Accessory Systems

## MAINTENANCE

- To ensure the longevity and optimal performance of your SMALLRIG ZV-E10 Camera Cage, follow these maintenance guidelines:
- **Cleaning:** Wipe the cage regularly with a soft, dry cloth to remove dust and fingerprints. For stubborn dirt, a slightly damp cloth can be used, followed by immediate drying. Avoid abrasive cleaners or solvents.
  - **Inspection:** Periodically check all screws and mounting points for tightness. Re-tighten if necessary using the provided Allen wrenches.
  - **Storage:** When not in use, store the cage in a clean, dry environment, away from extreme temperatures and humidity.

## TROUBLESHOOTING

While the SMALLRIG ZV-E10 Camera Cage is designed for optimal functionality, some minor considerations may arise:



- **Shutter Button Access:** Some users with larger fingers may find the shutter button slightly less accessible due to the cage's form-fitting design. This is generally a minor inconvenience and does not impede camera operation.
- **Camera Strap Compatibility:** The cage's strap holes may be narrower than some standard camera straps. If your existing strap is too wide, a narrower strap may be required. The cage covers one of the camera's original strap mounts, so only the cage's strap mounts can be used.
- **Accessory Interference:** While the hot shoe space is enlarged, certain oversized accessories might still interfere with other cage features or camera controls. Always test accessory fit before critical use.
- **Cage Fitment:** Ensure you have the correct cage model for your camera. This cage (Model 3538-SR) is specifically designed for the Sony ZV-E10. Using an incorrect model may result in gaps or improper fit.

## SPECIFICATIONS

Feature	Detail
Model Number	3538-SR
Compatibility	Sony ZV-E10
Material	Aluminum Alloy, Stainless Steel, Silica Gel
Product Dimensions	5.07 x 2.37 x 3.25 inches (128.9 x 60.2 x 82.8 mm)
Item Weight	2.65 ounces (75 grams)
Color	Black
Mounting Points	1/4"-20 Threaded Holes, 3/8"-16 ARRI Locating Holes, Cold Shoe Mounts, NATO Rail
Quick Release	Arca-Swiss Type

## WARRANTY INFORMATION

SMALLRIG products are manufactured to high-quality standards. For specific warranty details and terms, please refer to the official SMALLRIG website or contact customer support. Please retain your proof of purchase for any warranty claims.

## CUSTOMER SUPPORT

For further assistance, technical support, or inquiries regarding your SMALLRIG ZV-E10 Camera Cage, please visit the official SMALLRIG brand store or contact their customer service department.

Official SMALLRIG Brand Store: [Visit Store](#)

## SUSTAINABILITY


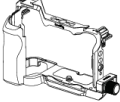

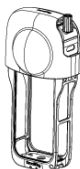
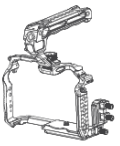
This product is recognized as a Climate Pledge Friendly item, reflecting its sustainable and carbon-friendly attributes. Every purchase supports international carbon offset projects.

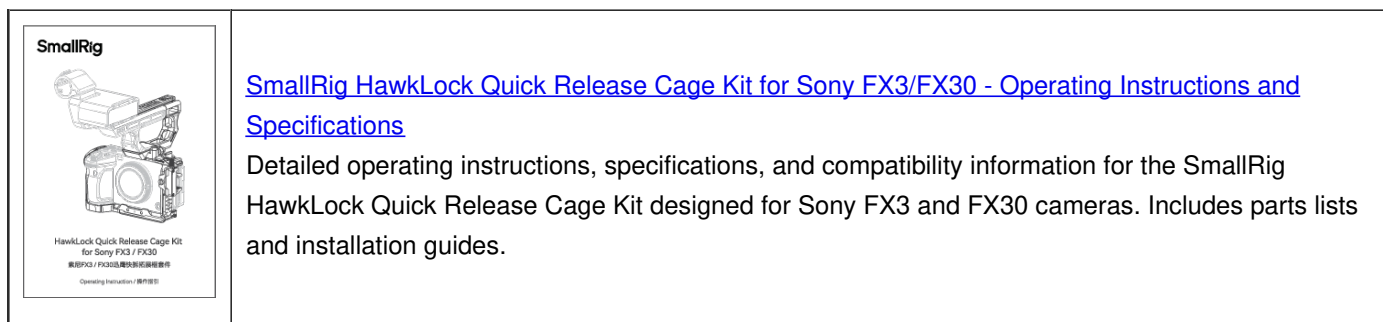


Figure 10: Climate Pledge Friendly Certification

Learn more about the Climate Pledge Friendly initiative: [climate-id.com/R3UHE5](https://climate-id.com/R3UHE5)

## Related Documents - 3538-SR


<p>SmallRig</p>  <p>Cold Shoe Adapter with Furry Windscreen (for Sony ZV Series)</p>	<p><a href="#">SmallRig 3526 Cold Shoe Adapter with Furry Windscreen for Sony ZV Series Cameras</a></p> <p>Enhance your Sony ZV series vlogging setup with the SmallRig 3526 Cold Shoe Adapter and Furry Windscreen. This accessory reduces wind noise, allows simultaneous mounting of accessories like LED lights, and provides a secure, compact, and lightweight solution for creators. Compatible with Sony ZV-1 II, ZV-1, ZV-1F, ZV-E1, ZV-E10, and ZV-E10 II cameras.</p>
<p>SmallRig</p>  <p>Cage Kit for Sony ZV-E1 User Manual</p>	<p><a href="#">SmallRig Cage Kit for Sony ZV-E1 (4257) User Manual</a></p> <p>User manual for the SmallRig Cage Kit designed for the Sony ZV-E1 camera, detailing installation, compatibility, and specifications. Includes components like cage with silicone grip, HDMI cable clamp, and Allen wrench.</p>
<p>SmallRig</p>  <p>NATO Top Handle (Lite)</p>	<p><a href="#">SmallRig NATO Top Handle (Lite) Operating Instructions</a></p> <p>Operating instructions for the SmallRig NATO Top Handle (Lite), detailing its features, compatibility, safety guidelines, and specifications for the Sony FX30/FX3 XLR Handle.</p>
<p>SmallRig</p>  <p>Cage (for Insta360 X5)  Cage (适用于 Insta360 X5)  Operating Instruction / 使用手册</p>	<p><a href="#">SmallRig Cage for Insta360 X5 Operating Instructions</a></p> <p>Operating instructions for the SmallRig Cage designed for the Insta360 X5 camera. This guide details the product's features, specifications, and assembly process, highlighting its protective capabilities and accessory mounting options.</p>
<p>SmallRig</p>  <p>HawkLock Quick Release Cage Kit for Panasonic LUMIX GH7 / GH6  适用于 LUMIX GH7 / GH6 快速释放 Cage 套件  Operating Instruction / 使用手册</p>	<p><a href="#">SmallRig HawkLock Quick Release Cage Kit for Panasonic LUMIX GH7/GH6 Operating Instructions</a></p> <p>Operating instructions for the SmallRig HawkLock Quick Release Cage Kit, designed for Panasonic LUMIX GH7 and GH6 cameras. Includes specifications, product details, and installation steps for the cage and top handle.</p>



[SmallRig HawkLock Quick Release Cage Kit for Sony FX3/FX30 - Operating Instructions and Specifications](#)

Detailed operating instructions, specifications, and compatibility information for the SmallRig HawkLock Quick Release Cage Kit designed for Sony FX3 and FX30 cameras. Includes parts lists and installation guides.

## Documents - SMALLRIG – 3538-SR



[pdf]

SMALLRIG Klatka z Uchwytem i WbudowanÄ PÅytkÄ Szybkiego Zwalniania dla Arca Swiss Sony ZV E10  
3538 Sklep internetowy stylem pl smallrig klatka uchwytem wbudowana plytka szybkiego zwalniania arca  
swiss sony zv e10 550983 upload files product |||

SMALLRIG Klatka z Uchwytem i Wbudowan Plytk Szybkiego Zwalniania dla Arca-Swiss dla Sony ZV-E10-3538 Indeks: 550983 Producent: SMALLRIG Kod producenta: **3538-SR** Cena: 325.95 zł Opis SMALLRIG Klatka z Uchwytem i Wbudowan Plytk Szybkiego Zwalniania dla Arca-Swiss dla Sony ZV-E10-3538 Producent: SMALLRI...

lang:pl score:26 filesize: 159.36 K page count: 2 document date: 2024-10-13