

## Microsoft 2026

# Microsoft Modern USB-C Headphones User Manual

Model: 2026

## INTRODUCTION

The Microsoft Modern USB-C Headphones are designed to provide high-quality audio for calls, meetings, and general use, particularly optimized for Microsoft Teams. They offer clear sound, a noise-reducing microphone, and intuitive controls for enhanced productivity and communication.

## PACKAGE CONTENTS

- Microsoft Modern USB-C Headset



Image: The Microsoft Modern USB-C Headphones, featuring the headset with its attached USB-C cable and inline control unit. The control unit has buttons for mute, volume up/down, call answer/end, and a Microsoft Teams button.

## SETUP

---

### Connecting the Headset

1. Locate an available USB-C port on your computer or compatible device.
2. Plug the USB-C connector of the headset into the USB-C port.
3. Your operating system (Windows 11/10/8.1/8 or Mac OS 11.0/10.15) should automatically detect and install the necessary drivers.

### Microphone Adjustment

- The microphone boom is flexible. Position it approximately one inch from your mouth for optimal voice pickup.
- The microphone features noise reduction to minimize background distractions during calls.




Image: A close-up view of the earcups and the adjustable microphone boom of the Microsoft Modern USB-C Headphones.

## OPERATING THE HEADSET

---

### Inline Controls

The inline control unit provides convenient access to essential functions:

- **Mute Button:** Press to mute or unmute your microphone. An indicator light on the control unit may show mute status.
- **Volume Up/Down Buttons:** Adjust the listening volume.
- **Call Button:** Press to answer or end a call.
- **Microsoft Teams Button:** Quickly launch or bring Microsoft Teams to the foreground.



Image: A detailed view of the inline control unit, showing the microphone mute, volume up/down, call, and Microsoft Teams buttons.

## Comfort and Design

The headset features padded and lightweight earcups designed for extended wear, ensuring comfort during long calls or work sessions.



Image: A close-up showing the soft, padded earcup of the Microsoft Modern USB-C Headphones, highlighting its comfortable design.

## MAINTENANCE

- **Cleaning:** Use a soft, dry cloth to clean the headset. Avoid using harsh chemicals or abrasive materials.
- **Storage:** Store the headset in a cool, dry place when not in use. Avoid extreme temperatures.
- **Cable Care:** Do not excessively bend or pull the USB-C cable to prevent damage.

## TROUBLESHOOTING

Problem	Solution
No sound from headset	Ensure the USB-C connector is fully inserted into the port. Check your computer's audio output settings to ensure the headset is selected as the default device. Increase the volume using the inline controls or your computer's volume settings.
Microphone not working	Ensure the microphone is not muted via the inline control or software settings. Check your computer's audio input settings to ensure the headset microphone is selected. Adjust the microphone boom closer to your mouth.
Headset not recognized by computer	Try plugging the headset into a different USB-C port. Restart your computer. Check for available operating system updates.

## SPECIFICATIONS

Brand	Microsoft
Model Name	I6N-00009



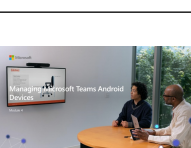
Item Model Number	2026
Connectivity Technology	Wired (USB-C)
Ear Placement	Over Ear
Form Factor	On Ear
Material	Faux Leather
Control Type	Call Control
Compatible Devices	USB-C compatible devices
Operating System Compatibility	Windows 11 / 10 / 8.1 / 8, Mac OS 11.0/10.15
Product Dimensions	16 x 3.99 x 24.99 cm
Item Weight	390 g
Water Resistance Level	Water Resistant


WARRANTY AND SUPPORT

For warranty information and technical support, please refer to the official Microsoft support website or contact Microsoft customer service. Details regarding specific warranty periods and terms are typically provided with your purchase documentation or available online.

You can find support resources at the official Microsoft support page [support.microsoft.com](https://support.microsoft.com)

Related Documents - 2026

	<p><a href="#">Microsoft Modern Wireless Headset Quick Start Guide</a></p> <p>Quick start guide for the Microsoft Modern Wireless Headset, detailing setup, features, and controls.</p>
	<p><a href="#">Microsoft Teams Webinars: A Comprehensive Guide to Creation and Management</a></p> <p>This guide provides step-by-step instructions from Shared Health on how to create, configure, manage registration, and run webinars using Microsoft Teams.</p>
	<p><a href="#">Managing Microsoft Teams Android Devices: A Comprehensive Guide</a></p> <p>Explore how to effectively manage Microsoft Teams Android devices using the Teams Admin Center, Azure Active Directory, and Microsoft Endpoint Manager. This guide covers device management, configuration, security, and updates for IT administrators.</p>

	<p><a href="#">Anleitung: Dauerhafte Anmeldung mit Microsoft Office 365 (Teams) auf dem iPad</a></p> <p>Schritt-für-Schritt-Anleitung zur dauerhaften Anmeldung mit Microsoft Office 365 (Teams) Zugangsdaten auf einem iPad für einfachen Zugriff auf Dienste.</p>
	<p><a href="#">Microsoft Teams Premium User Guide: Enhance Meetings with AI, Personalization, and Security</a></p> <p>Explore the features of Microsoft Teams Premium, including AI-powered meeting recaps, live translation, personalized meeting experiences, enhanced security, and advanced webinar capabilities. This guide provides an overview and setup instructions.</p>
	<p><a href="#">Processo de Resgate e Ativação: Microsoft Office 2019 e Microsoft 365 Business Standard</a></p> <p>Guia detalhado sobre o processo de resgate e ativação para Microsoft Office 2019 Home &amp; Business, Office Professional e Microsoft 365 Business Standard. Inclui links de suporte para usuários finais.</p>