

## BOGASING M10

# BOGASING M10 Portable Bluetooth Speaker User Manual

Model: M10 | Brand: BOGASING

## 1. INTRODUCTION

Thank you for choosing the BOGASING M10 Portable Bluetooth Speaker. This manual provides essential information for setting up, operating, and maintaining your speaker to ensure optimal performance and longevity. The BOGASING M10 is designed to deliver incredible HD sound and loud volume, making it perfect for both indoor and outdoor use.

Key features include IPX7 waterproof protection, a built-in microphone for hands-free calls, dual pairing capability for stereo sound, and support for multiple audio sources including Bluetooth, TF card, and AUX input. Its durable silicone material offers protection against wear and drops.



Figure 1.1: A black, square-shaped BOGASING M10 portable Bluetooth speaker with water splashes in the background, highlighting its waterproof feature. The front grille features the BOGASING logo.

## 2. PRODUCT FEATURES

- **Powerful 15W Stereo Sound:** Equipped with a 15W portable speaker, the M10 delivers surprisingly loud volume and clear audio without distortion, even at maximum volume. It features transparent highs, clean mids, and powerful bass.
- **Portable Design & Long Battery Life:** Weighing only 1 pound and compact in size (3.93" long, 3.93" high), it's designed for portability. Enjoy up to 24 hours of playtime at 50% volume, ideal for extended outdoor activities.

- **IPX7 Waterproof:** Offers robust waterproof protection. The durable silicone casing and port cover provide enhanced internal protection, making it suitable for showers, pool parties, hiking, and camping.
- **True Wireless Stereo (TWS) Pairing:** Connect two M10 speakers simultaneously for an immersive stereo sound experience. Once paired, they will automatically connect to each other upon power-on before connecting to other Bluetooth devices.
- **Advanced Bluetooth 5.0:** Ensures easy and stable connection with all Bluetooth-enabled devices up to a range of 100 feet.
- **Multiple Play Modes:** Supports non-Bluetooth devices via a built-in TF card slot and the included 3.5mm AUX audio cable.
- **Built-in Microphone:** Allows for personal hands-free calls directly from your mobile phone.

## 15W Stereo Sound

*The small portable design of the speakers does not compromise its sound performance.*



Figure 2.1: An exploded view of the BOGASING M10 speaker's internal components, showcasing the driver and passive radiator, illustrating its 15W stereo sound design.



# ***IPX7 Waterproof***

*You can always carry wireless speakers  
for fearless outdoor activities.*



Figure 2.2: The BOGASING M10 speaker partially submerged in water with splashes, visually confirming its IPX7 waterproof rating, suitable for outdoor and wet environments.

# Powerful Battery

*Bring you a 24-hour uninterrupted music journey.*



Figure 2.3: The BOGASING M10 speaker on a pedestal, with an arc indicating 24 hours of battery life, symbolizing its extended playtime for all-day use.

# Four major play modes



Bluetooth 5.0



USB-C



TF Card



AUX



Figure 2.4: A close-up of the BOGASING M10 speaker's side panel, revealing the USB-C charging port, TF card slot, and AUX input, illustrating its versatile connectivity options.

## 3. PACKAGE CONTENTS

Please check the package for the following items:

- BOGASING M10 Portable Bluetooth Speaker
- USB-C Charging Cable
- 3.5mm AUX Audio Cable
- User Manual

## 4. CONTROLS AND INDICATORS

Familiarize yourself with the speaker's buttons and ports:

- **Power Button:** Press and hold to power on/off.
- **Volume Up (+):** Short press to increase volume. Long press for next track.
- **Volume Down (-):** Short press to decrease volume. Long press for previous track.



- **Play/Pause Button:** Short press to play/pause music. Press to answer/end calls. Long press to reject calls.
- **Mode Button (M):** Short press to switch between Bluetooth, TF Card, and AUX modes.
- **USB-C Charging Port:** For charging the speaker.
- **TF Card Slot:** Insert a TF (MicroSD) card for music playback.
- **AUX Input:** Connect external audio devices via 3.5mm audio cable.
- **LED Indicator:** Shows power status, charging status, and Bluetooth pairing status.

## 5. SETUP GUIDE

---

### 5.1 Charging the Speaker

1. Before first use, fully charge the speaker.
2. Connect the provided USB-C charging cable to the speaker's USB-C port.
3. Connect the other end of the cable to a USB power adapter (5V/2A recommended) or a computer's USB port.
4. The LED indicator will show charging status (e.g., solid red while charging, off when fully charged).

### 5.2 Bluetooth Pairing

1. **Power On:** Press and hold the Power button for 2-3 seconds to turn on the speaker. The LED indicator will flash, indicating it's in Bluetooth pairing mode.
2. **Enable Bluetooth:** On your device (smartphone, tablet, computer), enable Bluetooth.
3. **Search for Devices:** In your device's Bluetooth settings, search for available devices.
4. **Select 'BOGASING M10':** From the list of devices, select 'BOGASING M10'.
5. **Connection Confirmation:** Once paired, the speaker will emit a confirmation tone, and the LED indicator will stop flashing and remain solid.
6. **Automatic Reconnection:** The speaker will automatically attempt to reconnect to the last paired device when powered on.

## 6. OPERATING INSTRUCTIONS

---

### 6.1 Basic Operations

- **Power On/Off:** Press and hold the Power button for 2-3 seconds.
- **Volume Control:** Short press '+' to increase volume, short press '-' to decrease volume.
- **Play/Pause:** Short press the Play/Pause button.
- **Next Track:** Long press '+'.
- **Previous Track:** Long press '-'.

### 6.2 Using AUX Mode

1. Connect one end of the 3.5mm AUX audio cable to the speaker's AUX input port.
2. Connect the other end to the audio output jack of your device (e.g., MP3 player, computer).
3. The speaker will automatically switch to AUX mode, or you can press the 'M' button to select AUX mode.

### 6.3 Using TF Card Mode

1. Insert a TF (MicroSD) card with pre-loaded music files into the TF card slot.
2. The speaker will automatically switch to TF card mode and begin playing music, or you can press the 'M' button to select TF card mode.

## 6.4 True Wireless Stereo (TWS) Pairing

To pair two BOGASING M10 speakers for stereo sound:

1. Ensure both M10 speakers are powered off and not connected to any Bluetooth device.
2. Power on both speakers. They will enter Bluetooth pairing mode.
3. On one of the speakers (this will be the primary speaker), double-press the Power button. The speakers will attempt to pair with each other.
4. Once successfully paired, you will hear a confirmation tone, and the LED indicator on the primary speaker will flash, while the secondary speaker's LED will be solid.
5. Now, connect your device to the primary speaker via Bluetooth as described in Section 5.2.
6. Audio will now play in stereo through both speakers.

## 6.5 Making/Receiving Calls

When connected to your phone via Bluetooth:

- **Answer Call:** Short press the Play/Pause button.
- **End Call:** Short press the Play/Pause button during a call.
- **Reject Call:** Long press the Play/Pause button when a call comes in.





Figure 6.1: A person with an afro hairstyle and glasses, surrounded by neon lights, enjoying music with the BOGASING M10 speaker floating in front of them, emphasizing its amazing bass sound.

## 7. MAINTENANCE AND CARE

- **Cleaning:** Wipe the speaker with a soft, damp cloth. Do not use harsh chemicals or abrasive cleaners.
- **Water Exposure:** While IPX7 waterproof, avoid prolonged submersion. Ensure the charging port cover is securely closed before exposing to water.
- **Storage:** Store the speaker in a cool, dry place away from direct sunlight and extreme temperatures.
- **Battery Care:** To preserve battery life, charge the speaker at least once every three months if not used regularly.
- **Avoid Impacts:** Despite its durable design, avoid dropping or subjecting the speaker to strong impacts.

## 8. TROUBLESHOOTING

Problem	Possible Cause	Solution
---------	----------------	----------

Problem	Possible Cause	Solution
Speaker does not power on.	Battery is depleted.	Charge the speaker fully.
No sound from speaker.	Volume is too low or muted. Device not connected. Incorrect mode.	Increase volume on both speaker and connected device. Ensure Bluetooth/AUX/TF card is properly connected and selected.
Cannot pair with Bluetooth device.	Speaker is not in pairing mode. Device Bluetooth is off. Too far from speaker. Interference.	Ensure speaker is in pairing mode (flashing LED). Turn Bluetooth on/off on your device. Move device closer to speaker. Avoid strong electromagnetic interference.
Poor sound quality/distortion.	Volume too high. Low battery. Device too far.	Reduce volume. Charge the speaker. Move device closer to speaker.
TWS pairing failed.	Speakers not reset or too far apart.	Ensure both speakers are disconnected from other devices. Power cycle both speakers and try TWS pairing again. Keep them close during pairing.

## 9. SPECIFICATIONS

- **Model Name:** M10
- **Color:** Black
- **Item Weight:** 400 Grams
- **Waterproof Rating:** IPX7
- **Wireless Communication Technology:** Bluetooth 5.0
- **Maximum Range:** 100 Feet (approx. 30 meters)
- **Speaker Size:** 3.94 Inches
- **Power Source:** Battery Powered (1 Lithium-ion battery included)
- **Special Features:** Bluetooth, Built-in Microphone, Portable
- **Power Output:** 15 Watts
- **Connections:** USB, Bluetooth, AUX, TF Card
- **Product Dimensions (L x W x H):** 10 x 10 x 5 cm
- **Recommended Uses:** For music player
- **Compatible Devices:** Smartphone
- **Surround Sound Channel Configuration:** 2.0

## 10. WARRANTY AND SUPPORT





BOGASING offers a **12-month worry-free warranty** for the M10 Portable Bluetooth Speaker. We are committed to providing the best quality and exceptional service.

If you have any questions, concerns, or require technical assistance, please do not hesitate to contact us. You can reach our support team by sending an email to the address provided in your product packaging or on the official BOGASING website. We will endeavor to resolve your issue promptly.

For the latest information and support resources, please visit the official BOGASING website.

© 2025 BOGASING. All rights reserved.

Related Documents

	<p><a href="#">BOGASING M4 Wireless Speaker User Manual</a></p> <p>User manual for the BOGASING M4 Wireless Speaker, detailing specifications, button functions, LED indicators, TF/Cable playback, TWS pairing, and warranty information.</p>
	<p><a href="#">BOGASING M5 Wireless Speaker User Manual</a></p> <p>Comprehensive user manual for the BOGASING M5 wireless Bluetooth speaker, detailing specifications, button functions, connectivity, TWS pairing, and troubleshooting for optimal use.</p>
	<p><a href="#">BOGASING S8Pro Max Wireless Bluetooth Speaker User Manual</a></p> <p>User manual for the BOGASING S8Pro Max wireless Bluetooth speaker, covering specifications, features, operation, TWS pairing, and troubleshooting.</p>
	<p><a href="#">M4 Wireless Speaker User Manual and Specifications</a></p> <p>Comprehensive user guide for the BOGASING M4 Wireless Speaker, detailing its features, specifications, operation, TWS pairing, and FCC compliance.</p>

Documents - BOGASING – M10

<div><div>TOBY</div><div>Shenzhen Toby Technology Co., Ltd.</div></div> <div>Report No.: TB-MPE179930 Page: 1 of 3</div> <div>RF Exposure Evaluation FCC ID: 2AZPW-M4</div>	
1. Client Information	
Applicant	SHENZHEN BOGASING TECHNOLOGY CO.,LTD.
Address	Enterprise Like Artificial Intelligence Youxiong Garden, Longhua District, Shenzhen, China
Manufacturer	SHENZHEN BOGASING TECHNOLOGY CO.,LTD.
Address	Enterprise Like Artificial Intelligence Youxiong Garden, Longhua District, Shenzhen, China
2. General Description of EUT	
EUT Name	Wireless Speaker
Model(s) No.	M1, M2, M3, M4, M5, M6, M7, M8, M9, M10, S1, S2, S3, S4, S5, S6, S7, S8, S9, S10, X, X2, X3, X4, X5, X6, X7, X8, X9, X10
Model Different	All PCB boards and circuit diagrams are the same, the only difference is the color and appearance.
Product Description	Operation Frequency: Bluetooth V5.0(BT): 2402-2480 MHz Number of Channels: Bluetooth S/BT1: 79 channels RF Output Power: 3.8820m (Max) Antenna Gain: 0 dBi PCB Antenna Modulation Type: GFSK, >14-QQPSK Bit Rate of Transmitter: 1/2Mbps
Power Supply	Input: DC 5V/5A DC 7.4V by 8600mAh Li-ion battery
Software Version	SW: 3030M_V0.0_20210105
Hardware Version	SW-ZXYC-V0-D-V1
Remark:	The antenna gain provided by the applicant, the adapter and verified for the RF conduction test and adapter provided by TOBY test lab.
Note:	More test information about the EUT please refer the RF Test Report.

[pdf] Diagram SAR Rating

RF Exposure info SHENZHEN BOGASING TECHNOLOGY CO LTD M4 Wireless Speaker 2AZPW 2AZPWM4 m4

Shenzhen Toby Technology Co., Ltd. Report No.: TB-MPE179930 Page: 1 of 3 RF Exposure Evaluation ... EUT Name Model s No. Model Different : Wireless Speaker : M1, M2, M3, M4, M5, M6, M7, M8, M9, **M10**, S1, S2, S3, S4, S5, S6, S7, S8, S9, S10, X, X2, X3, X4, X5, X6, X7, X8, X9, X10 : All PCB boar...

lang:en score:22 filesize: 1.04 M page\_count: 3 document date: 2021-05-25




[\[pdf\]](#) Guide

M10 User Guide BOGASING M10 Portable Bluetooth Speaker IPX7 Waterproof 15W Loud Sound Subwoofer 5.0 Wireless Dual Pairing 24H Playtime for Outdoor Sport Black Electronics B1GM9brrl S m media amazon images | |||

...

lang:en score:19 filesize: 2.85 M page\_count: 51 document date: 2021-11-24



[\[pdf\]](#) Decleration of Conformity Test Report

Test Report DSS SHENZHEN BOGASING TECHNOLOGY CO LTD M4 Wireless Speaker 2AZPW 2AZPWM4 m4

Shenzhen Toby Technology Co., Ltd. Report No.: TB-FCC179929 Page: 1 of 63 FCC Radio Test Report ... me Model No. Series Model No. Brand Name : Wireless Speaker : M4 : M1, M2, M3, M5, M6, M7, M8, M9, **M10**, S1, S2, S3, S4, S5, S6, S7, S8, S9, S10, X, X2, X3, X4, X5, X6, X7, X8, X9, X10 : BOGASING Sam...

lang:en score:19 filesize: 4.1 M page\_count: 63 document date: 2021-05-25